

Thermodynamics of Spin-1 Systems

Paul B. Slater

ISBER, University of California, Santa Barbara, CA 93106-2150

e-mail: slater@itp.ucsb.edu, FAX: (805) 893-7995

(December 2, 2024)

Using certain transformations suggested by work of Bloore, we seek to integrate the volume elements of both the maximal and minimal monotone (Riemannian) metrics over the eight-dimensional convex set of (3×3) spin-1 density matrices (ρ) . In the maximal case, the integration is strictly divergent. We are, nevertheless, able — by taking the limit of a certain ratio — to find a remarkably simple (prior) marginal probability distribution over the two-dimensional simplex of diagonal entries of ρ . Interpreting this distribution as a (normalized) density-of-states (structure) function, we obtain for two diagonal Hamiltonians, associated partition functions (the spin- $\frac{1}{2}$ counterpart of one of which yields the Langevin function). The required integrations prove to be problematical, however, in the minimal case and we have thus been unable to obtain any forms of associated prior probability distributions and partition functions.

PACS Numbers 05.30.Ch, 03.65.-w, 02.50.-r

In this letter, we report a number of results pertaining to a certain novel model of the thermodynamic properties of a system comprised of spin-1 particles, in particular, a small number of them. Our quantum-theoretic methodology can be contrasted with the standard (Jaynesian [1]) approach to quantum thermostatics, which, “in some respects can be viewed as semiclassical [and] can presumably be justified when the number of the constituent particles is large — in which case the random phases can be averaged over ... However, in the case of a small system ... there seems to be no *a priori* reason for adopting the conventional mixed state approach” [2].

The (MATHEMATICA) computations required to obtain the results reported below proved to be possible only after performing a sequence of transformations — suggested by earlier work of Bloore [3] — allowing separation of variables [4]. In particular, we have made use of a four-dimensional version $(r, \theta_1, \theta_2, \theta_3)$ of spheroidal coordinates [5].

Bloore had analyzed the structure of the eight-dimensional convex set of spin-1 density matrices, which he denoted,

$$\rho = \begin{pmatrix} a & \bar{h} & g \\ h & b & \bar{f} \\ \bar{g} & f & c \end{pmatrix}, \quad a, b, c \in \mathbb{R}, \quad f, g, h \in \mathbb{C} \quad (1)$$

(we incorporate the notation of [3] into ours). In recent years, there have been several studies [6,7,9] concerning the assignment of certain natural Riemannian metrics to such sets of density matrices. These various metrics can all be considered to be particular forms of *monotone* metrics [10,11]. (Contrastingly, there is only *classically*, as shown by Chentsov [12], a *single* monotone metric — the one associated with the *Fisher information*. Morozova and Chentsov [13] sought to extend this work to the quantum domain, while Petz and Sudar [10] further developed the line of analysis.) Of particular interest are the maximal monotone metric (of the *left* logarithmic derivative) — for which the reciprocal $(\frac{\mu+\nu}{2})$ of the “Morozova-Chentsov function” [14] is the *arithmetic* mean — and the minimal (Bures) monotone metric (of the *symmetric* logarithmic derivative) — for which the reciprocal $(\frac{2\mu\nu}{\mu+\nu})$ of the Morozova-Chentsov function is the *harmonic* mean. (Also of considerable interest is the Kubo-Mori metric [9] — the reciprocal $(\frac{\log \mu - \log \nu}{\mu - \nu})$ of the Morozova-Chentsov function of which is the *logarithmic* mean — but we do not study it here, if for no other reason than that it appears to be computationally intractable for our purposes.)

We were first interested in this study in the question of whether one can *normalize* the *volume* elements of these two (minimal and maximal) metrics over the *eight*-dimensional convex set of spin-1 density matrices, so as to obtain (prior) probability distributions. In the maximal case (as also in its spin-1/2 counterpart [15, eqs. (43)-(46)]), the answer is strictly *no*, since we encounter *divergent* integrals. Nevertheless — similarly to the analysis in the spin-1/2 case — we are able to normalize the volume element of the maximal monotone metric over a *subset* of the entire convex set, and then by taking the limit of a certain ratio, obtain a *lower*-dimensional *marginal* probability distribution. In this manner, we have been able to assign the probability distribution (cf. (19)),

$$12a(1-a), \quad (2)$$

to the *two*-dimensional simplex spanned by the diagonal entries of (1). Of course, by the trace condition on density matrices, we have that $a + b + c = 1$. The fact that a rather than b or c enters into (2) is attributable to the particular

sequence of transformations, suggested by the work of Bloore [3], employed below. With another, but equally valid sequence, we could have rendered (2) as a distribution in either b or c .

The *univariate* marginal distributions of (2) are (Fig. 1),

$$12a(1-a)^2, \quad (3)$$

having a peak at $a = \frac{1}{3}$, at which the probability density equals $\frac{16}{9}$ and (Fig. 2),

$$2(1-b)^2(1+2b), \quad (4)$$

and similarly for the diagonal entry c . The expected values for these distributions are $\langle a \rangle = \frac{2}{5}$, and $\langle b \rangle = \langle c \rangle = \frac{3}{10}$, so $\langle a \rangle + \langle b \rangle + \langle c \rangle = 1$. Also, $\langle ab \rangle = \frac{1}{10}$, $\langle a^2 \rangle = \frac{1}{5}$, $\langle b^2 \rangle = \langle c^2 \rangle = \frac{2}{15}$.

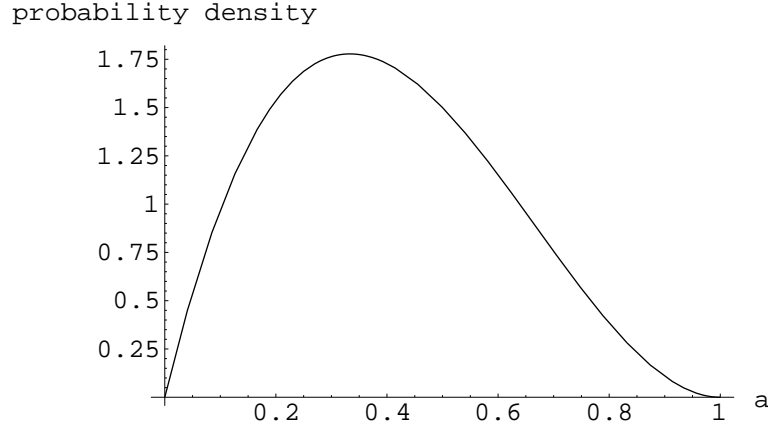


FIG. 1. Univariate marginal probability distribution over the diagonal entry a

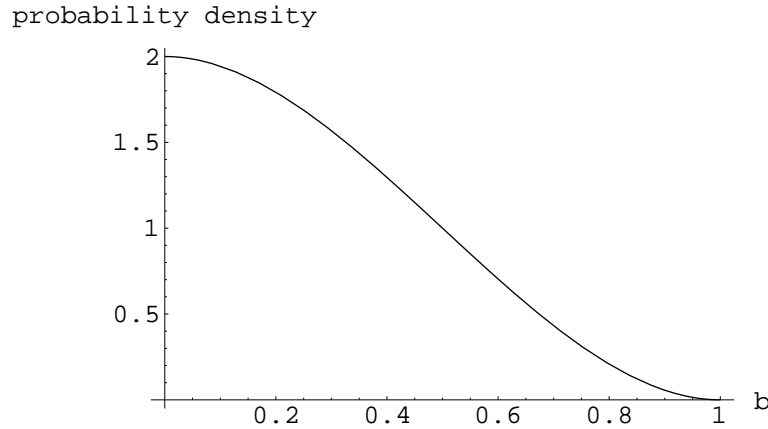


FIG. 2. Univariate marginal probability distribution over the diagonal entry b

Let us now consider the observable, one of a standard set (but, due to the particular sequence of transformations we employ, suggested by the work of Bloore [3], we take the liberty of harmlessly permuting the first and third rows and columns of the usual form of presentation) of eight Hermitian generators of $SU(3)$ [16,17]),

$$\lambda_8 = \frac{1}{\sqrt{3}} \begin{pmatrix} -2 & 0 & 0 \\ 0 & 1 & 0 \\ 0 & 0 & 1 \end{pmatrix}, \quad (5)$$

which might possibly function as the Hamiltonian of the spin-1 system. The expected value of (5) with respect to (1) is $\langle \lambda_8 \rangle = \text{Tr}(\rho \lambda_8) = \frac{1-3a}{\sqrt{3}}$. Multiplying the univariate marginal probability distribution (3) by the Boltzmann factor $\exp(-\beta \langle \lambda_8 \rangle)$ and integrating over a from 0 to 1, we obtain the (“weak equilibrium” [18]) partition function,

$$Q(\beta) = \frac{4e^{-\frac{\beta}{\sqrt{2}}}(6 + 3\beta^2 - 6e^{\sqrt{3}\beta} + 2\sqrt{3}\beta(2 + e^{\sqrt{3}\beta}))}{3\beta^4} \quad (6)$$

In “strong equilibrium,” *zero* prior probability is assigned to those density matrices which do *not* commute with the Hamiltonian, while in “weak equilibrium,” this requirement is not imposed [18].) In the conventional manner of thermodynamics, we may then compute the expected value ($\langle\langle\lambda_8\rangle\rangle$) of $\langle\lambda_8\rangle$ as $-\frac{\partial \log Q(\beta)}{\partial \beta}$. The result is plotted in Fig. 3.

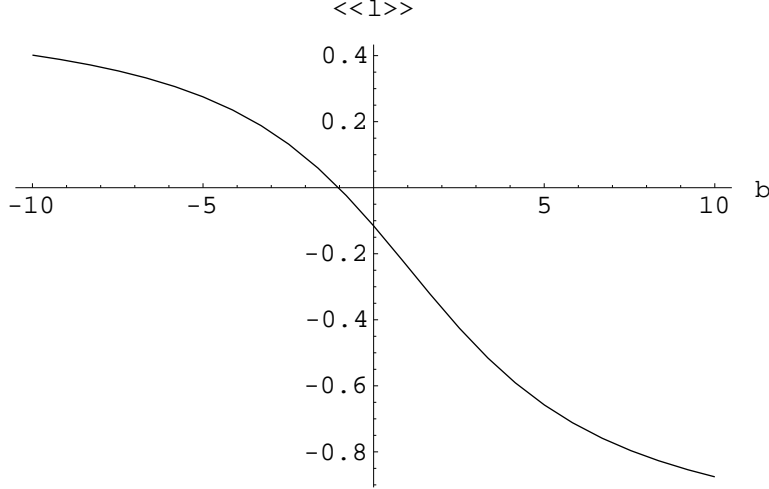


FIG. 3. Expected value of $\langle\lambda_8\rangle$ as a function of the inverse temperature parameter β

The expected value for $\beta = 0$, corresponding to infinite temperature, is $\langle\lambda_8\rangle = -\frac{1}{5\sqrt{3}} \approx -0.11547$. “Two physical conditions must be met in order for negative temperatures to arise: the subsystem possessing the negative temperature must be well insulated thermally from the other modes of energy storage of the complete system, and the subsystem energy levels must be bounded from above and below. Thus a normally populated state with probabilities proportional to $e^{-\beta\epsilon_i}$ can be inverted by reversal of the order of the energy levels while populations remain intact because there is no convenient energy sink available” [19, p. 131].

Other than (5), the only diagonal member of the standard set of eight Hermitian generators of $SU(3)$ is

$$\lambda_3 = J_3^{(1)} = \begin{pmatrix} 0 & 0 & 0 \\ 0 & 1 & 0 \\ 0 & 0 & -1 \end{pmatrix}, \quad (7)$$

where $J_3^{(1)}$ is used to denote a particular angular momentum matrix [20, p. 38]. This can be viewed as the spin-1 analogue of the Pauli matrix,

$$\sigma_3 = 2J_3^{(\frac{1}{2})} = \begin{pmatrix} 1 & 0 \\ 0 & -1 \end{pmatrix}. \quad (8)$$

Use of this observable (σ_3) in conjunction with the volume element of the maximal monotone metric for spin- $\frac{1}{2}$ systems, has led to the partition function,

$$Q(\beta) = \frac{\sinh \beta}{\beta}, \quad (9)$$

yielding as the expected value, the negative of the *Langevin* function [21],

$$-\frac{\partial \log Q(\beta)}{\partial \beta} = \frac{1}{\beta} - \coth \beta. \quad (10)$$

The usual use of the Langevin function is to describe the thermodynamic behavior of noninteracting particles with *nonquantized* spin. In this same paradigm, the *Brillouin* function, that is $\tanh \beta$, is employed for spin- $\frac{1}{2}$ particles

[21]. (Its spin-1 counterpart is $\frac{2\sinh\beta}{1+2\cosh\beta}$.) However, Lavenda [22, pp. 193 and 198] has argued that, in contrast to the Langevin function, the Brillouin function lacks a proper probabilistic foundation. Also, Brody and Hughston [23] (cf. [2]) propose the use of (10) for the internal energy of a (small) system of spin- $\frac{1}{2}$ particles in thermal equilibrium. Brody (personal communication) has suggested that “after all, standard (Einstein’s) approach to quantum statistical mechanics does seem to work for bulk objects, so there seems to be some kind of ‘transition’ from micro to macro scales”.

Now, we have additionally that $\langle\lambda_3\rangle = \text{Tr}(\rho\lambda_3) = b - c$. Then, conducting a thermodynamic analysis for λ_3 , analogous to that above ((6) and Fig. 3) for λ_8 , we have that

$$Q(\beta) = \frac{6e^{-\beta}(e^{\beta} - 1)(2 + \beta - 2e^{\beta} + \beta e^{\beta})}{\beta^4}. \quad (11)$$

In Fig. 4, we display the expected value ($\langle\langle\lambda_3\rangle\rangle$) of $\langle\lambda_3\rangle$, obtained by computing $-\frac{\partial \log Q(\beta)}{\partial \beta}$, along with that predicted by the negative of the Langevin function (10). The two curves are rather similar in nature, with the negative of the Langevin function assuming, in general, greater *absolute* expected values for a given β .

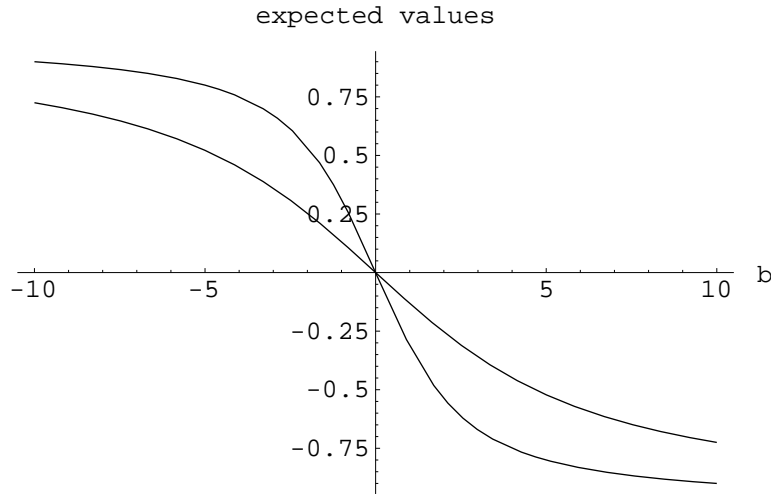


FIG. 4. Expected value of $\langle\lambda_3\rangle$ as a function of the inverse temperature parameter β , along with the expected value predicted by the (steeper-at-the-origin) negative of the Langevin function (10)

We now discuss the manner in which our first result (2) was derived. To begin with, we noted that Bloore [3] had suggested the transformations (“to suppress the dependence on [the diagonal entries] a, b and c by scaling the [off-diagonal] variables f, g, h ”),

$$f = \sqrt{bc}F, \quad g = \sqrt{ac}G, \quad h = \sqrt{ab}H. \quad (12)$$

The positivity conditions on the density matrix ρ , then, took the form [3, eq. (15)],

$$|F| \leq 1, \quad |G| \leq 1, \quad |H| \leq 1, \quad |F|^2 + |G|^2 + |H|^2 - 2\text{Re}(FGH) \leq 1. \quad (13)$$

Bloore indicated that if $F = F_R + iF_I$ were simply real (that is, $F_I = 0$), then, the last condition could be rewritten as

$$1 - F_R^2 \geq G_R^2 + G_I^2 + H_R^2 + H_I^2 - 2F_R(G_RH_R - G_IH_I). \quad (14)$$

Then, by the rotation of the (G_R, H_R) -pair of axes through an angle of $\frac{\pi}{4}$ and the (G_I, H_I) -pair of axes, similarly, the allowed values of G_R, H_R, G_I, H_I could be seen to lie inside a four-dimensional *spheroid*, two of the principal axes of which had a length equal to $\sqrt{1 + F_R}$ and the other two, $\sqrt{1 - F_R}$ (so the spheroid is neither predominantly “oblate” nor “prolate” in character). Bloore’s argument easily extends — using two additional identical rotations, not now necessarily however, equal to $\frac{\pi}{4}$ — to the general case, in which F is complex. (If we were to single out G , say, rather than F , we would obtain an analogue of (2), containing b , not a , as its sole variable.)

We proceed onward by converting to polar coordinates, $F_I = s \cos u, F_R = s \sin u$. Then, we rotate two of the six pairs formed by the four axes obtained by the two $\frac{\pi}{4}$ rotations — each new pair being comprised of one member from

each of the two pairs resulting from the $\frac{\pi}{4}$ -rotations suggested by Bloore. The two new angles of rotation now both equal $\frac{1}{2}\cot^{-1}(\tan u)$. We have, after performing the four indicated rotations, transformed the resultant set of axes (J_1, J_2, J_3, J_4), using a set of four “hyperspheroidal” coordinates ($r, \theta_1, \theta_2, \theta_3$),

$$J_1 = r\sqrt{1+s}\cos\theta_1, \quad J_2 = r\sqrt{1+s}\cos\theta_2\sin\theta_1, \quad (15)$$

$$J_3 = r\sqrt{1-s}\cos\theta_3\sin\theta_2\sin\theta_1, \quad J_4 = r\sqrt{1-s}\sin\theta_3\sin\theta_2\sin\theta_1.$$

The Jacobian of the total transformation (the scaling transformations (12), the four rotations of pairs of axes, along with the introduction of polar and hyperspheroidal coordinates) is,

$$J(a, b, s, r, \theta_1, \theta_2) = a^2 b^2 c^2 r^3 s(1-s^2)\sin\theta_1^2\sin\theta_2. \quad (16)$$

In the new variables, the determinant of the 3×3 density matrix ρ takes the simple form (being free of the four angular variables — $u, \theta_1, \theta_2, \theta_3$),

$$|\rho| = abc(1-r^2)(1-s^2). \quad (17)$$

To arrive at the volume element of the maximal monotone metric, which we seek to integrate over the eight-dimensional convex set of spin-1 density matrices, we adopted an observation of Dittmann [24] regarding the eigenvalues of the sum ($L_\rho + R_\rho$) of the operators of left (L_ρ) and right multiplication (R_ρ) for the *minimal* monotone metric. He had noted that for the $n \times n$ density matrices, in general, these n^2 eigenvalues would be of the form $p_i + p_j$ ($i, j = 1, \dots, n$), where the p_i ($i = 1, \dots, n$) are the eigenvalues of ρ itself. Then, we observed [25] (cf. [26, eq. (24)]) — making use of the fact that the determinant of a matrix is equal to the product of eigenvalues of the matrix — that the corresponding volume element would be proportional to the *square root* of the determinant of $(L_\rho + R_\rho)^{-1}$ (or, equivalently, to the reciprocal of the square root of the determinant of $L_\rho + R_\rho$). We adopted this line of argument to the maximal monotone case by replacing the sums $p_i + p_j$ by (twice) the corresponding *harmonic means* ($2p_i p_j / (p_i + p_j)$) [14]. Then, the volume element of the maximal monotone metric can be shown to be proportional to the product of $|\rho|^{-\frac{5}{2}}$ and a term $w_2 - |\rho|$, where w_2 denotes [27] the sum of the three principal minors of order two of ρ . (The spin- $\frac{1}{2}$ counterpart of this product — yielded by the analogous argument, as well by an independent one [10, eq. (3.17)] — is simply $|\rho|^{-\frac{3}{2}}$.) For the minimal monotone metric in the spin-1 case, on the other hand, the volume element — now based on the terms $p_i + p_j$ — is proportional to $|\rho|^{-\frac{1}{2}}(w_2 - |\rho|)^{-1}$. The occurrence of the term $w_2 - |\rho|$ in the *denominator* of the integrand — and not the numerator, as in the spin-1 maximal monotone case — results in a substantially more difficult multiple integration (cf. (18)), for which we have been able to exactly integrate over the variables u, θ_3, θ_2 , leaving us with an expression containing an elliptic integral of the first kind. However, further attempts to use numerical methods for this five-variable expression have so far not been successful.

The spin- $\frac{1}{2}$ form of the volume element for the minimal monotone metric is proportional to $|\rho|^{-\frac{1}{2}}$. Its use for thermodynamical purposes, led [30] (cf. [2,23]) to a somewhat different ratio, $-I_2(\beta)/I_1(\beta)$, of modified Bessel functions, than the negative of the Langevin function (10), which is expressible [31] as $-I_{3/2}(\beta)/I_{1/2}(\beta)$. (Brody and Hughston [2] had, first, arrived at the former ratio, but then [23] [personal communication], by using “phase space volume” rather than “state density” [i. e., weighted volume], concluded that the latter ratio was more appropriate.) So, it can be seen that as we pass from the spin- $\frac{1}{2}$ case to the spin-1 situation, for both the minimal and maximal monotone metrics, we have to deal with an additional term (besides a certain power of $|\rho|$) of the form, $w_2 - \rho$, to some power.

To find the bivariate marginal probability distribution (2), we first performed the eightfold multiple integration,

$$\int_0^1 \int_0^{1-a} \int_0^S \int_0^R \int_0^\pi \int_0^\pi \int_0^{2\pi} \int_0^{2\pi} |\rho|^{-\frac{5}{2}}(w_2 - |\rho|)J(a, b, s, r, \theta_1, \theta_2)du d\theta_3 d\theta_2 d\theta_1 dr ds db da. \quad (18)$$

Then, we took the ratio of the outcome of the (initial sixfold) integration — that is, after all but the last two stages (over a and b) — to the result of the complete integration. In the double limit, $R \rightarrow 1, S \rightarrow 1$, the ratio converges to the probability distribution (2) over the two-dimensional simplex. (The result did not change if the limits were taken in reverse order.) This computational strategy was made necessary due to the fact that the integration diverged if we directly used the naive upper limits, $r = 1$ and $s = 1$, evident from (17). A similar approach had been required (due to divergence also) in the spin- $\frac{1}{2}$ case, based on the maximal monotone metric [15, eqs. (43)-(46)]. There, the corresponding volume element ($\propto |\rho|^{-\frac{3}{2}}$) was integrated over a three-dimensional ball of radius R . As $R \rightarrow 1$, this ball coincides with the “Bloch sphere” (unit ball) of spin- $\frac{1}{2}$ systems. A bivariate marginal probability distribution

was then obtainable by taking the limit $R \rightarrow 1$ of a certain ratio — with the resultant univariate distribution simply being uniform in nature, and leading, when adopted as the density-of-states, to the Langevin model (10).

Since it has been argued elsewhere [28,29] that of all the possible monotone metrics, the maximal one is the *most noninformative* in character, it would seem plausible that the maximal metric might be singled out to provide density-of-states (structure) functions for thermodynamic analyses.

Of course, the possibility of extending our line of analysis to the $(n^2 - 1)$ -dimensional convex sets of $n \times n$ density matrices, for $n > 3$, remains to be fully investigated. The 3×3 density matrix (1) can be considered to be embedded in the upper left corner of the $n \times n$ density matrix. Then, for this block, we can employ precisely the same set of transformations as in the analysis above. (Of course, there are $\frac{n(n-1)}{3}$ ways in which to actually position the 3×3 block. Depending upon which we choose, we would expect to break certain symmetries between the diagonal entries, as we witnessed with the probability distribution (2).) This leaves us with $n - 3$ new diagonal entries and $n^2 - 10$ new off-diagonal variables. For the case $n = 4$, we have found that the real and complex parts of each new (scaled) off-diagonal entry (that is, those in the added fourth row and column) can be naturally paired, and rotated by $\frac{\pi}{4}$, so as to eliminate corresponding cross-product terms in the determinant. Then, the extension of our earlier reasoning led us to form two *triads* from the three rotated pairs, and attempt to rotate them (in three-dimensional space), so as to eliminate the remaining non-zero cross-product terms [32–34]. Though we have not yet fully succeeded in this task, we have also been investigating the possibility that by rotating the six variables in question in six-dimensional space, one could eliminate in a single process all the remaining non-zero cross-product terms. In doing so, one might possibly exploit the fact that several of these terms are either equal to or the negative of one another. The three pairs of associated eigenvalues would then be found as the the solution of a cubic (rather than sextic) equation.

We would also like to report a success in performing the eightfold multiple integration in (18), after reordering the individual integrations so that the ones over r and s — rather than u and θ_3 — were performed first. Then, we were able to compute the limit of the ratio of the result after the first *two* integrations to the complete eightfold integration. This gives us a *six*-dimensional marginal probability distribution (free of r and s , and independent of the particular values of u and θ_3),

$$\frac{6a(1-a)\sin\theta_1^4\sin\theta_2^3}{\pi^3}. \quad (19)$$

One of the two-dimensional marginal probability distributions of (19) — the one over the simplex spanned by the three diagonal entries (a, b, c) of the density matrix (1) — is our earlier result (2).

The focus of the study here has been on the application of *symbolic* integration to the modeling of the thermodynamics properties of spin-1 systems. With the application of *numerical* integration methods, however, we might hope to broaden our work to encompass *non*-diagonal Hamiltonians (such as $\lambda_1, \lambda_2, \lambda_4, \lambda_5, \lambda_6, \lambda_7$).

ACKNOWLEDGMENTS

I would like to express appreciation to the Institute for Theoretical Physics for computational support in this research and to Christian Krattenthaler for an illuminating discussion.

-
- [1] E. T. Jaynes, Phys. Rev. 108, 171 (1957).
 - [2] D. C. Brody and L. P. Hughston, *The Quantum Canonical Ensemble*, Los Alamos preprint archive, quant-ph/9709048.
 - [3] F. J. Bloore, J. Phys. A 9, 2059 (1976).
 - [4] W. Miller, Jr., *Symmetry and Separation of Variables*, (Addison-Wesley, Reading, 1977).
 - [5] G. Dassios, M. Hadjinicolaou and C. Payatakes, Quart. Appl. Math. 52, 157 (1994).
 - [6] M. Hübner, Phys. Lett A 163, 239 (1992); 179, 226 (1993).
 - [7] S. L. Braunstein and C. M. Caves, Phys. Rev. Lett. 72, 3439 (1994).
 - [8] J. Twamley, J. Phys. A 29, 3723 (1996).
 - [9] D. Petz, J. Math. Phys. 35, 780 (1994).
 - [10] D. Petz and C. Sudár, J. Math. Phys. 37, 2262 (1996).
 - [11] H. Hasegawa and D. Petz, in *Quantum Communication, Computing and Measurement*, edited by O. Hirota, A. S. Holevo and C. M. Caves (Plenum, New York, 1997), p. 109.

- [12] N. N. Chentsov, *Statistical Decision Rules and Optimal Inference* (American Mathematical Society, Providence, 1982).
- [13] E. A. Morozova and N. N. Chentsov, *Itogi Nauki Tekhniki* 36, 69 (1990).
- [14] D. Petz, *Lin. Alg. Applics.* 244, 81 (1996).
- [15] P. B. Slater, *Canonical Ensembles for Partially Entangled Spin- $\frac{1}{2}$ Particles*, Los Alamos preprint archive, quant-ph/9711010.
- [16] Arvind, K. S. Mallesh and N. Mukunda, *J. Phys. A* 30, 2417 (1997).
- [17] M. Byrd, *The Geometry of $SU(3)$* , Los Alamos preprint archive, physics/9708015.
- [18] J. L. Park and W. Band, *Found. Phys.* 7, 233 (1977).
- [19] H. S. Robertson, *Statistical Thermophysics* (Prentice-Hall, Englewood Cliffs, 1993).
- [20] L. C. Biedenharn and J. D. Louck, *Angular Momentum in Quantum Physics*, (Addison-Wesley, Reading, 1981).
- [21] J. A. Tuszyński and W. Wierzbicki, *Amer. J. Phys.* 59, 555 (1991).
- [22] B. H. Lavenda, *Thermodynamics of Extremes*, (Albion, West Sussex, 1995).
- [23] D. C. Brody and L. P. Hughston, *Thermalisation of Quantum States*, Los Alamos preprint archive, quant-ph/9711057.
- [24] J. Dittmann, *Sem. Sophus Lie* 3, 73 (1993).
- [25] P. B. Slater, *J. Phys. A* 29, L601 (1996).
- [26] M. J. W. Hall, *Random Quantum Correlations and Density Operator Distributions*, Los Alamos preprint archive, quant-ph/9802052.
- [27] R. Barakat, *Opt. Acta* 30, 1171 (1983).
- [28] P. B. Slater, *Noninformative Priors for Quantum Inference*, Los Alamos preprint archive, quant-ph/9703012.
- [29] D. Petz and G. Toth, *Lett. Math. Phys.* 27, 205 (1993).
- [30] P. B. Slater, *Bayesian Thermostatistical Analyses of Two-Level Complex and Quaternionic Quantum Systems*, Los Alamos preprint archive, quant-ph/9710057.
- [31] H. E. Stanley, *Phys. Rev.* 179, 570 (1969).
- [32] O. K. Smith, *Commun. Assoc. Comput. Mach.* 4, 108 (1961).
- [33] A. W. Bojanczyk and A. Lutoborski, *SIAM J. Matrix Anal. Appl.* 12, 41 (1991).
- [34] D. K. Hoffman, R. C. Raffanetti and K. Ruedenberg, *J. Math. Phys.* 13, 528 (1972).