

Thermodynamics of Spin-1 Systems: The Role of the Maximal Monotone Metric

Paul B. Slater

ISBER, University of California, Santa Barbara, CA 93106-2150

e-mail: slater@itp.ucsb.edu, FAX: (805) 893-7995

(December 2, 2024)

Using certain transformations suggested by work of Bloore, we investigate the possibilities of symbolically integrating the volume elements of the maximal and minimal monotone metrics over the eight-dimensional convex set of (3×3) spin-1 density matrices (ρ) . In the maximal case, the integration is strictly divergent. We are, nevertheless, able — by taking the limit of a certain ratio — to find a (prior) probability distribution over the two-dimensional simplex of diagonal entries of ρ . Interpreting this distribution as a (normalized) density-of-states (structure) function, we obtain for two possible diagonal Hamiltonians, associated (“weak equilibrium”) partition functions (the spin- $\frac{1}{2}$ counterpart of one of which yields the Langevin function). The required integrations prove to be problematical, however, in the minimal case, and, thus, we have yet been unable to obtain any forms of associated prior probability distributions and partition functions.

PACS Numbers 05.30.Ch, 03.65.-w, 02.50.-r

In this letter, we report a number of results pertaining to a certain novel model of the thermodynamic properties of spin-1 systems. The (MATHEMATICA) computations required to obtain these results proved to be possible only after performing a sequence of transformations — suggested by earlier work of Bloore [1] — which led to the separation of variables [2]. In particular, we make use of a four-dimensional version $(r, \theta_1, \theta_2, \theta_3)$ of spheroidal coordinates [3].

Bloore had analyzed the structure of the eight-dimensional convex set of spin-1 density matrices, which he denoted,

$$\rho = \begin{pmatrix} a & \bar{h} & g \\ h & b & \bar{f} \\ \bar{g} & f & c \end{pmatrix}, \quad a, b, c \in \mathbb{R}, \quad f, g, h \in \mathbb{C} \quad (1)$$

(we incorporate the notation of [1] into ours). In recent years, there have been several studies [4,5,7] concerning the assignment of certain natural Riemannian metrics to such sets of density matrices. These various metrics can all be considered to be particular forms of *monotone* metrics [8,9]. (Contrastingly, there is only *classically*, as shown by Chentsov [10], a *single* monotone metric — the one associated with the *Fisher information*. Morozova and Chentsov [11] sought to extend this work to the quantum domain, while Petz and Sudar [8] further developed this line of analysis.) Of particular interest are the maximal monotone metric (of the *left* logarithmic derivative) — for which the reciprocal $(\frac{\mu+\nu}{2})$ of the “Morozova-Chentsov function” [12] is the *arithmetic* mean — and the minimal (Bures) monotone metric (of the *symmetric* logarithmic derivative) — for which the reciprocal $(\frac{2\mu\nu}{\mu+\nu})$ of the Morozova-Chentsov function is the *harmonic* mean. (Also of considerable interest is the Kubo-Mori metric [7] — the reciprocal $(\frac{\log \mu - \log \nu}{\mu - \nu})$ of the Morozova-Chentsov function of which is the *logarithmic* mean — but we do not study it here, if for no other reason than that it appears to be computationally intractable for our purposes.)

We were first interested in this study in the question of whether one can *normalize* the *volume* elements of these two (minimal and maximal) metrics over the *eight*-dimensional convex set of spin-1 density matrices, so as to obtain (prior) probability distributions. In the maximal case (as also in its spin-1/2 counterpart [13, eqs. (43)-(46)]), the answer is strictly *no*, since we encounter *divergent* integrals. Nevertheless — similarly to the analysis in the spin-1/2 case — we are able to normalize the maximal metric’s volume element over a *subset* of the entire convex set, and then by taking the limit of a certain ratio, obtain a *lower*-dimensional *marginal* probability distribution. In this manner, we have been able to assign the probability distribution (cf. (18)),

$$\frac{15(1-a)\sqrt{a}}{4\pi\sqrt{b}\sqrt{c}}, \quad (2)$$

to the *two*-dimensional simplex spanned by the diagonal entries of (1). (Of course, by the trace condition on density matrices, we have that $a + b + c = 1$. Let us also note that without the factor, $(1-a)$, (2) would be proportional to a member of the Dirichlet family of probability distributions [14].) The *univariate* marginal distributions of (2) are (Fig. 1),

$$\frac{15(1-a)\sqrt{a}}{4}, \quad (3)$$

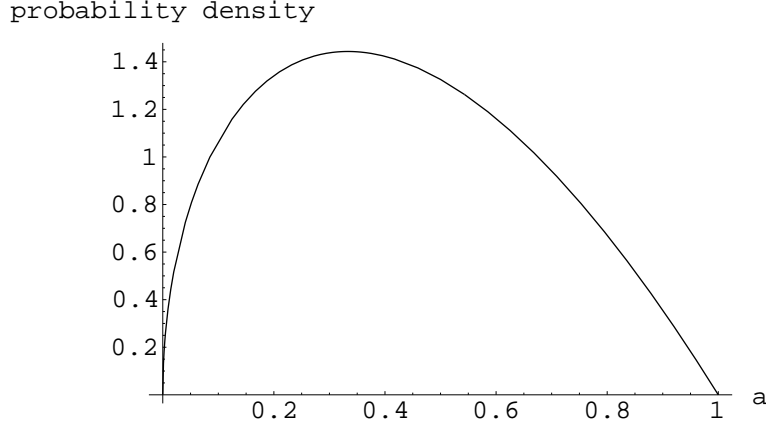


FIG. 1. Univariate marginal probability distribution over a

(with a peak at $a = \frac{1}{3}$, at which the probability density equals $\frac{5}{2\sqrt{3}} \approx 1.44338$) and (Fig. 2),

$$\frac{15(1-b)(1+3b)}{32\sqrt{b}}, \quad (4)$$

and similarly for c .

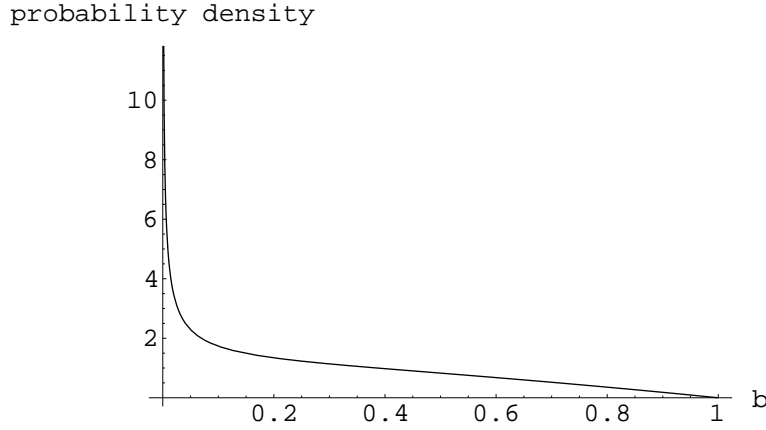


FIG. 2. Univariate marginal probability distribution over b

The expected values for these distributions are $\langle a \rangle = \frac{3}{7}$, and $\langle b \rangle = \langle c \rangle = \frac{2}{7}$, so $\langle a \rangle + \langle b \rangle + \langle c \rangle = 1$. Also, $\langle ab \rangle = \frac{2}{21}$, $\langle a^2 \rangle = \frac{5}{21}$, $\langle b^2 \rangle = \langle c^2 \rangle = \frac{1}{7}$.

Let us now consider the observable (one of a standard set [although we take the liberty of permuting the first and third rows and columns] of eight Hermitian generators of $SU(3)$ [15,16] — hence, the notation),

$$\lambda_8 = \frac{1}{\sqrt{3}} \begin{pmatrix} -2 & 0 & 0 \\ 0 & 1 & 0 \\ 0 & 0 & 1 \end{pmatrix}, \quad (5)$$

which might possibly function as the *Hamiltonian* of the spin-1 system. Its expected value with respect to (1) is $\langle \lambda_8 \rangle = \text{Tr}(\rho \lambda_8) = \frac{1-3a}{\sqrt{3}}$. Multiplying the univariate marginal probability distribution (3) by the *Boltzmann* factor $\exp(-\beta \langle \lambda_8 \rangle)$ and integrating over a from 0 to 1, we obtain the (“weak equilibrium” [17]) *partition function*,

$$Q(\beta) = \frac{1}{16\beta^{5/2}} (5e^{-\frac{\beta}{\sqrt{3}}} (6\sqrt{\beta}e^{\sqrt{3}\beta} - 3^{\frac{1}{4}}(2\beta + \sqrt{3})\sqrt{\pi}\text{erfi}(3^{\frac{1}{4}}\sqrt{\beta}))), \quad (6)$$

where erfi represents the imaginary error function $\frac{\text{erf}(iz)}{i}$. (The error function $\text{erf}(z)$ is the integral of the Gaussian distribution, that is, $\frac{2}{\sqrt{\pi}} \int_0^x e^{-t^2} dt$. In “strong equilibrium,” *null* prior probability is assigned to those density matrices

which do *not* commute with the Hamiltonian, while in “weak equilibrium,” this requirement is not imposed [17].) In the conventional manner of thermodynamics, we may then compute the expected value ($\langle\langle\lambda_8\rangle\rangle$) of $\langle\lambda_8\rangle$ as $-\frac{\partial \log Q(\beta)}{\partial \beta}$. The result is shown in Fig. 3. (The expected value for $\beta = 0$ is $\langle\lambda_8\rangle = -\frac{2}{7\sqrt{3}} \approx -.164957$. For an extended discussion of the role of *negative* temperatures in a similar context, see [18, sec. 3.5.2].)

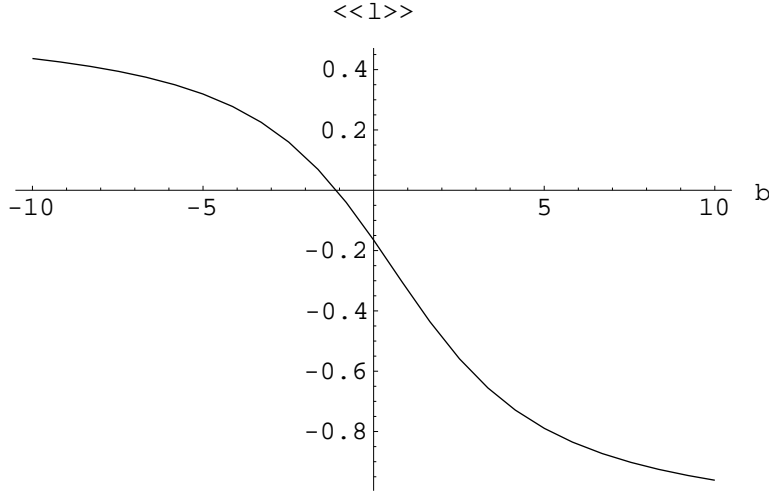


FIG. 3. Expected value of $\langle\lambda_8\rangle$ as a function of the inverse temperature parameter β

Other than (5), the only diagonal member of the standard set of eight Hermitian generators is

$$\lambda_3 = J_3^{(1)} = \begin{pmatrix} 0 & 0 & 0 \\ 0 & 1 & 0 \\ 0 & 0 & -1 \end{pmatrix}, \quad (7)$$

where $J_3^{(1)}$ is used to denote an angular momentum matrix [19, p. 38]. This can be viewed as the spin-1 analogue of the Pauli matrix,

$$\sigma_3 = 2J_3^{(\frac{1}{2})} = \begin{pmatrix} 1 & 0 \\ 0 & -1 \end{pmatrix}. \quad (8)$$

Use of this observable (σ_3) in conjunction with the volume element of the maximal monotone metric for spin- $\frac{1}{2}$ systems, has led to the partition function,

$$Q(\beta) = \frac{\sinh \beta}{\beta}, \quad (9)$$

yielding as the expected value, the negative of the *Langevin* function [20],

$$-\frac{\partial \log Q(\beta)}{\partial \beta} = \frac{1}{\beta} - \coth \beta. \quad (10)$$

The usual use of the Langevin function is to describe the thermodynamic behavior of noninteracting particles with *nonquantized* spin. In this same paradigm, the *Brillouin* function, that is $\tanh \beta$, is employed for spin- $\frac{1}{2}$ particles [20]. However, Lavenda [21, pp. 193 and 198] has argued that, in contrast to the Langevin function, the Brillouin function lacks a proper probabilistic foundation.

Now, we have that $\langle\lambda_3\rangle = \text{Tr}(\rho\lambda_3) = b - c$. Then, using a combination of symbolic and numerical integration, we have conducted a thermodynamic analysis for λ_3 , analogous to that above ((6) and Fig. 3) for λ_8 . In Fig. 4, we display the expected value ($\langle\langle\lambda_3\rangle\rangle$) of $\langle\lambda_3\rangle$, along with that predicted by the negative of the Langevin function (10).

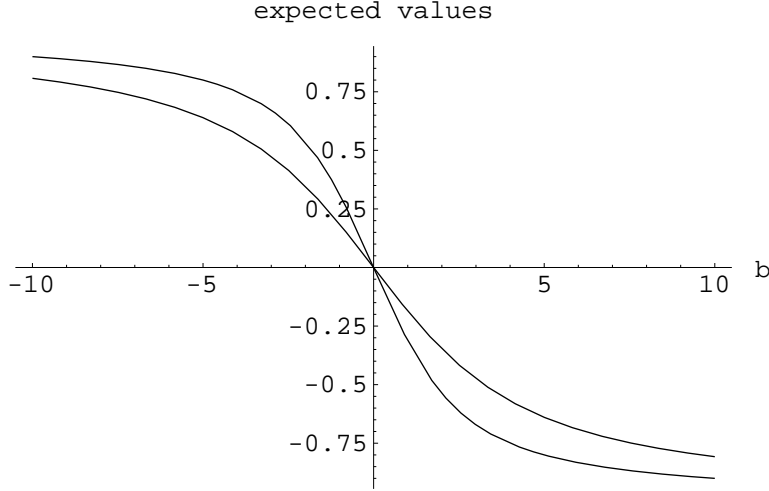


FIG. 4. Expected value of $\langle \lambda_3 \rangle$ as a function of the inverse temperature parameter β , along with the expected value predicted by the (steeper-at-the-origin) negative of the Langevin function (10)

The similarity in nature between the two curves is striking, with the negative of the Langevin function assuming, in general, greater *absolute* expected values for a given β .

We now discuss the manner in which our first result (2) was derived. To begin with, we noted that Bloore [1] had suggested the transformations (“to suppress the dependence on [the diagonal entries] a, b and c by scaling the [off-diagonal] variables f, g, h ”),

$$f = \sqrt{bc}F, \quad g = \sqrt{ac}G, \quad h = \sqrt{ab}H. \quad (11)$$

The positivity conditions on ρ , then, took the form [1, eq. (15)],

$$|F| \leq 1, \quad |G| \leq 1, \quad |H| \leq 1, \quad |F|^2 + |G|^2 + |H|^2 - 2\text{Re}(FGH) \leq 1. \quad (12)$$

Bloore indicated that if $F = F_R + iF_I$ were simply real (that is, $F_I = 0$), then, the last condition could be rewritten as

$$1 - F_R^2 \geq G_R^2 + G_I^2 + H_R^2 + H_I^2 - 2F_R(G_R H_R - G_I H_I). \quad (13)$$

Then, by the rotation of the (G_R, H_R) -pair of axes through an angle of $\frac{\pi}{4}$ and the (G_I, H_I) -pair of axes, similarly, the allowed values of G_R, H_R, G_I, H_I could be seen to lie inside a four-dimensional *spheroid*, two of the principal axes of which had a length equal to $\sqrt{1 + F_R}$ and the other two, $\sqrt{1 - F_R}$ (so the spheroid is neither predominantly “oblate” nor “prolate” in character). Bloore’s argument easily extends — using two additional identical rotations, not now necessarily however, equal to $\frac{\pi}{4}$ — to the general case, in which F is complex. We accomplish this by, first, converting to polar coordinates, $F_I = s \cos u, F_R = s \sin u$. Then, we rotate two of the six pairs formed by the four axes obtained by the two $\frac{\pi}{4}$ rotations — each new pair being comprised of one member from each of the two pairs resulting from the $\frac{\pi}{4}$ -rotations suggested by Bloore. The two new angles of rotation now both equal $\frac{1}{2} \cot^{-1}(\tan u)$.

We have, after performing the four indicated rotations, transformed the resultant set of axes (J_1, J_2, J_3, J_4) , using a set of four “hyperspheroidal” coordinates $(r, \theta_1, \theta_2, \theta_3)$,

$$\begin{aligned} J_1 &= \frac{r\sqrt{1+s}\cos\theta_1}{\sqrt{2}\sqrt{s}}, & J_2 &= \frac{r\sqrt{1+s}\cos\theta_2\sin\theta_1}{\sqrt{2}\sqrt{s}}, \\ J_3 &= \frac{r\sqrt{1-s}\cos\theta_3\sin\theta_2\sin\theta_1}{\sqrt{2}\sqrt{s}}, & J_4 &= \frac{r\sqrt{1-s}\sin\theta_3\sin\theta_2\sin\theta_1}{\sqrt{2}\sqrt{s}}. \end{aligned} \quad (14)$$

The Jacobian of the total transformation (the scaling transformations (11), the four rotations of pairs of axes, along with the introduction of polar and hyperspheroidal coordinates) is (using $c = 1 - a - b$),

$$J(a, b, s, r, \theta_1, \theta_2) = \frac{a^2 b^2 (1 - a - b)^2 r^3 (1 - s^2) \sin \theta_1^2 \sin \theta_2}{4s}. \quad (15)$$

In the new variables, the determinant of ρ takes the simple form (being free of the four angular variables — $u, \theta_1, \theta_2, \theta_3$),

$$|\rho| = \frac{ab(1-a-b)(2s-r^2)(1-s^2)}{2s}. \quad (16)$$

To arrive at the volume element of the maximal monotone metric, which we seek to integrate over the eight-dimensional convex set of spin-1 density matrices, we adopted an observation of Dittmann [22] regarding the eigenvalues of the sum $(L_\rho + R_\rho)$ of the operators of left (L_ρ) and right multiplication (R_ρ) for the *minimal* monotone metric. He had noted that for the $n \times n$ density matrices, in general, these n^2 eigenvalues would be of the form $p_i + p_j$ ($i, j = 1, \dots, n$), where the p_i ($i = 1, \dots, n$) are the eigenvalues of ρ itself. Then, we observed [23] — making use of the fact that the determinant of a matrix is equal to the product of eigenvalues of the matrix — that the corresponding volume element would be proportional to the *square root* of the determinant of $(L_\rho + R_\rho)^{-1}$ (or, equivalently, to the reciprocal of the square root of the determinant of $L_\rho + R_\rho$). We adopted this line of argument to the maximal monotone case by replacing the sums $p_i + p_j$ by (twice) the corresponding harmonic means $(2p_i p_j / (p_i + p_j))$ [12]. Then, the volume element of the maximal monotone metric can be shown to be proportional to the product of $|\rho|^{-\frac{5}{2}}$ and a term $w_2 - |\rho|$, where w_2 denotes [24] the sum of the three principal minors of order two of ρ . (The spin- $\frac{1}{2}$ counterpart of this product — yielded by the analogous argument, as well by an independent one [8, eq. (3.17)] — is simply $|\rho|^{-\frac{3}{2}}$.) For the minimal monotone metric in the spin-1 case, on the other hand, the volume element — now based on the terms $p_i + p_j$ — is proportional to $|\rho|^{-\frac{1}{2}}(w_2 - |\rho|)^{-1}$. The occurrence of the term $w_2 - |\rho|$ in the *denominator* of the integrand — and not the numerator, as in the spin-1 maximal monotone case — results in an apparently more difficult multiple integration (cf. (17)), one for which we can presently report only moderate progress (having been able to exactly integrate over the variables u, θ_3, θ_1).

The spin- $\frac{1}{2}$ form of the volume element for the minimal monotone metric is proportional to $|\rho|^{-\frac{1}{2}}$. (Its use for thermodynamical purposes, led [27] (cf. [28]) to a somewhat different ratio, $-I_2(\beta)/I_1(\beta)$, of modified Bessel functions, than the negative of the Langevin function (10), which is expressible [29] as $-I_{3/2}(\beta)/I_{1/2}(\beta)$.) So, it can be seen that as we pass from the spin- $\frac{1}{2}$ case to the spin-1 situation, for both the minimal and maximal monotone metrics, we have to deal with an additional term (besides a power of $|\rho|$) of the form, $w_2 - \rho$, to some power.

To find the bivariate marginal probability distribution (2), we first performed the eightfold multiple integration,

$$\int_0^1 \int_0^{1-a} \int_0^S \int_0^{v\sqrt{s}} \int_0^\pi \int_0^\pi \int_0^{2\pi} \int_0^{2\pi} |\rho|^{-\frac{5}{2}} (w_2 - |\rho|) J(a, b, s, r, \theta_1, \theta_2) du d\theta_3 d\theta_2 d\theta_1 dr ds db da. \quad (17)$$

Then, we took the ratio of the outcome of the (initial sixfold) integration after all but the last two stages (over a and b) to the result of the complete integration. In the limit as $v \rightarrow \sqrt{2}, S \rightarrow 1$, the ratio converges to the result (2). This computational strategy was made necessary due to the fact that the integration diverged if we directly used the naive upper limits $r = \sqrt{2}s$ and $s = 1$. A similar approach had been required in the spin- $\frac{1}{2}$ case, based on the maximal monotone metric [13, eqs. (43)-(46)]. There, the corresponding volume element ($\propto |\rho|^{-\frac{3}{2}}$) was integrated over a three-dimensional ball of radius R . As $R \rightarrow 1$, this ball coincides with the “Bloch sphere” (unit ball) of spin- $\frac{1}{2}$ systems. A bivariate marginal probability distribution was then obtainable by taking the limit $R \rightarrow 1$ of a certain ratio — with the resultant univariate distribution simply being uniform in nature, and leading, when adopted as the density-of-states, to the Langevin model (10).

Since it has been argued elsewhere [25,26] that of all the possible monotone metrics, the maximal one is the *most noninformative* in character, it would seem plausible that the maximal metric might be singled out to provide density-of-states (structure) functions for thermodynamic analyses.

Of course, the possibility of extending our line of analysis to the $(n^2 - 1)$ -dimensional convex sets of $n \times n$ density matrices, for $n > 3$, remains to be fully investigated.

We would also like to report a success in performing the eightfold multiple integration in (17), after reordering the individual integrations so that the ones over r and s — rather than u and θ_3 — were performed first. Then, we were able to compute the limit of the ratio of the result after the first *two* integrations to the complete eightfold integration. This gives us a *six*-dimensional marginal probability distribution (free of r and s , and independent of the particular values of u and θ_3),

$$\frac{15\sqrt{a}(1-a)\sin\theta_1^4\sin\theta_2^3}{8\pi^4\sqrt{b}\sqrt{c}}. \quad (18)$$

One of the two-dimensional marginal probability distributions of (18) is our earlier result (2).

The focus of the study here has been on the application of *symbolic* integration to the modeling of the thermodynamics properties of spin-1 systems. With the application of *numerical* integration methods, however, we might hope to broaden our work to encompass *non*-diagonal Hamiltonians (such as $\lambda_1, \lambda_2, \lambda_4, \lambda_5, \lambda_6, \lambda_7$).

ACKNOWLEDGMENTS

I would like to express appreciation to the Institute for Theoretical Physics for computational support in this research.

-
- [1] F. J. Bloore, J. Phys. A 9, 2059 (1976).
 - [2] W. Miller, Jr., *Symmetry and Separation of Variables*, (Addison-Wesley, Reading, 1977).
 - [3] G. Dassios, M. Hadjinicolaou and C. Payatakes, Quart. Appl. Math. 52, 157 (1994).
 - [4] M. Hübner, Phys. Lett A 163, 239 (1992); 179, 226 (1993).
 - [5] S. L. Braunstein and C. M. Caves, Phys. Rev. Lett. 72, 3439 (1994).
 - [6] J. Twamley, J. Phys. A 29, 3723 (1996).
 - [7] D. Petz, J. Math. Phys. 35, 780 (1994).
 - [8] D. Petz and C. Sudár, J. Math. Phys. 37, 2662 (1996).
 - [9] H. Hasegawa and D. Petz, in *Quantum Communication, Computing and Measurement*, edited by O. Hirota, A. S. Holevo and C. M. Caves (Plenum, New York, 1997), p. 109.
 - [10] N. N. Chentsov, *Statistical Decision Rules and Optimal Inference* (American Mathematical Society, Providence, 1982).
 - [11] E. A. Morozova and N. N. Chentsov, Itogi Nauki Tekhniki 36, 69 (1990).
 - [12] D. Petz, Lin. Alg. Appl. 244, 81 (1996).
 - [13] P. B. Slater, *Canonical Ensembles for Partially Entangled Spin- $\frac{1}{2}$ Particles*, Los Alamos preprint archive, quant-ph/9711010.
 - [14] T. S. Ferguson, Ann. Statist. 1, 209 (1973).
 - [15] Arvind, K. S. Mallesh and N. Mukunda, J. Phys. A 30, 2417 (1997).
 - [16] M. Byrd, *The Geometry of SU(3)*, Los Alamos preprint archive, physics/9708015.
 - [17] J. L. Park and W. Band, Found. Phys. 7, 233 (1977).
 - [18] H. S. Robertson, *Statistical Thermophysics* (Prentice-Hall, Englewood Cliffs, 1993).
 - [19] L. C. Biedenharn and J. D. Louck, *Angular Momentum in Quantum Physics*, (Addison-Wesley, Reading, 1981).
 - [20] J. A. Tuszyński and W. Wierzbicki, Amer. J. Phys. 59, 555 (1991).
 - [21] B. H. Lavenda, *Thermodynamics of Extremes*, (Albion, West Sussex, 1995).
 - [22] J. Dittmann, Sem. Sophus Lie 3, 73 (1993).
 - [23] P. B. Slater, J. Phys. A 29, L601 (1996).
 - [24] R. Barakat, Opt. Acta 30, 1171 (1983).
 - [25] P. B. Slater, *Noninformative Priors for Quantum Inference*, Los Alamos preprint archive, quant-ph/9703012.
 - [26] D. Petz and G. Toth, Lett. Math. Phys. 27, 205 (1993).
 - [27] P. B. Slater, *Bayesian Thermostatistical Analyses of Two-Level Complex and Quaternionic Quantum Systems*, Los Alamos preprint archive, quant-ph/9710057.
 - [28] D. C. Brody and L. P. Hughston, *The Quantum Canonical Ensemble*, Los Alamos preprint archive, quant-ph/9709048.
 - [29] H. E. Stanley, Phys. Rev. 179, 570 (1969).