

Bosonic Quantum Codes for Amplitude Damping

Isaac L. Chuang^{1,2}, Debbie W. Leung¹, and Yoshihisa Yamamoto¹

¹*ERATO Quantum Fluctuation Project*

Edward L. Ginzton Laboratory, Stanford University, Stanford, CA 94305

²*Institute for Theoretical Physics*

University of California, Santa Barbara, CA 93106

(November 26, 2013)

Traditional quantum error correction involves the redundant encoding of k quantum bits using n quantum bits to allow the detection and correction of any t bit error. The smallest general $t = 1$ code requires $n = 5$ for $k = 1$. However, the dominant error process in a physical system is often well known, thus inviting the question: given a specific error model, can more efficient codes be devised? We demonstrate new codes which correct just amplitude damping errors which allow, for example, a $t = 1$, $k = 1$ code using effectively $n = 4.6$. Our scheme is based on using bosonic states of photons in a finite number of optical modes. We present necessary and sufficient conditions for the codes, and describe construction algorithms, physical implementation, and performance bounds.

I. INTRODUCTION

Information is classically measured in units of bits, which are deterministic two-state systems that are said to exist either as logical zero, 0_L or logical one 1_L . However, such a representation is only an approximation of reality, which is described at small size scales by the laws of quantum physics. Quantum-mechanical two-state systems (“qubits”) differ from the classical bit in that they may exist in a superposition of the two states, for example as $|\psi\rangle = a|0_L\rangle + b|1_L\rangle$, where a and b are arbitrary complex coefficients which satisfy $|a|^2 + |b|^2 = 1$. Two continuous real parameters are needed to describe the state of a qubit, and in this sense, more information is somehow carried in it than by a classical bit. Furthermore, qubits may not be cloned [1], and even more importantly, they may exist in *entangled states* where, for example, two qubits only carry one qubit of *quantum information*.

Unfortunately, quantum information is (partially) lost whenever a quantum system is observed (whether deliberately or inadvertently). This *decoherence* process plays a role analogous to noise in a classical communication channel. A major advance in quantum information theory has been the discovery that quantum information can be redundantly encoded in such a manner that it may be efficiently transmitted with arbitrarily high fidelity through a decohering quantum channel. The *quantum error correction codes* [2,3] which make this possible are analogous to classical codes for binary memoryless channels. Corresponding codes for classical linear codes and Reed-Muller codes have been found [4,5].

These quantum coding schemes are based on a model for the decoherence of qubits, in which three kinds of errors can occur: bit flips ($|0\rangle \leftrightarrow |1\rangle$), phase flips ($|1\rangle \leftrightarrow -|1\rangle$), and both simultaneously. This model is general;

it describes all possible decoherence mechanisms for a qubit. However, in a given physical system, the dominant decoherence process is of a specific nature which may admit a simpler description. For example, in phase damping, no bit flips occur. The question therefore arises: given a particular decoherence process, what is the optimal quantum error correction scheme?

We do not yet know how to handle this general problem. However in this paper, we report on progress towards a solution, by demonstrating a new class of quantum error correction codes which correct only one particular decoherence process known as amplitude damping. Our approach is similar in philosophy to that of [6], but in contrast to that and other previous schemes, instead of qubits, which live in a two-dimensional Hilbert space, we utilize bosonic systems which occupy the Hilbert space $|0\rangle \cdots |N\rangle$. We are unaware of any classical analog to our codes. We present possible physical implementations of our scheme, and conclude with a comparison with existing binary codes.

II. AMPLITUDE DAMPING MODEL

Noise is a fundamental process which accompanies the dynamics of any open system. Traditionally, the dynamics of an open quantum system are described by a “master equation” [7]. The system a , described initially by the density matrix ρ_{a0} , couples to a bath b through an interaction Hamiltonian H_I . Evolution generates an entangled state of the total system ρ , and we trace over the bath state at the end. Taking the system to be a simple harmonic oscillator, and using the simplest bilinear interaction in which photons are exchanged back and forth with the bath, we find in the Born and Markov approximations an equation of motion for the density matrix

$$\dot{\rho} = -\frac{\lambda}{2}(a^\dagger a \rho + \rho a^\dagger a - 2\rho a^\dagger), \quad (2.1)$$

where λ is a coupling constant between the system and the environment. We have set $\langle b^\dagger b \rangle = 0$ in (2.1) to reflect a reservoir at temperature kT much smaller than the system's energy scale $\hbar\omega$. This process describes the gradual loss of energy from the system to the environment, and is known as *amplitude damping* [8,7].

Mathematically, the evolution of the density matrix from t to t' in a particular process may be described as a linear transformation from one density matrix ρ to another, ρ' . This may be expressed (in the ‘‘positive operator sum representation’’) as

$$\rho' = \sum_k A_k \rho A_k^\dagger, \quad (2.2)$$

where A_k are positive linear operators, sometimes referred to as ‘‘Krauss effects [9],’’ which are related to the Lindblad operators appearing in Eq.(2.1). For amplitude damping, we find that

$$A_k = {}_b \langle k | e^{\chi(a^\dagger b - b^\dagger a)} | 0 \rangle_b, \quad (2.3)$$

where $\gamma = 1 - \cos^2 \chi$ is the probability of losing a single photon from the system between the initial and final times. After tracing over the final environmental state, we find the operators in the Hilbert space of the system alone:

$$A_k = \sqrt{\binom{n}{k}} \sqrt{(1-\gamma)^{n-k} \gamma^k} |n-k\rangle \langle n|. \quad (2.4)$$

If the initial state is pure, it may be written as $\rho = |\psi\rangle \langle \psi|$. The final state ρ' may be elegantly described as an explicit mixture of pure states given by

$$[\psi'] = \bigoplus_{k=0}^N A_k |\psi\rangle, \quad (2.5)$$

where N is the maximum occupation number of a single bosonic mode. Here, the ‘‘ \oplus ’’ symbol represents a tensor sum of states, and $[\psi']$ is a convenient shorthand used to denote a mixed state, as distinguished from a pure state $|\psi\rangle$. In other words,

$$\rho' = [\psi'] \langle \psi' | = \sum_{k=0}^N A_k |\psi\rangle \langle \psi| A_k^\dagger. \quad (2.6)$$

The mixed state $[\psi']$ is a tensor sum of $N + 1$ (unnormalized) pure states which describe the $N + 1$ possible final states of the system; one may interpret these as non-interfering ‘‘alternative histories [10].’’ The normalization of each pure state gives its probability of occurrence. In general, k describes the number of photons lost to the environment. It is important that even when

no photons are lost to the environment, then the state of the system is changed.

So far, we have described the effect of amplitude damping on a single mode system. Consider now a system with m modes, and let us use A_{kj} to denote the action of the effect A_k on the j^{th} mode of a state, $j \in [1, m]$. After amplitude damping, the initial pure state

$$|\psi_{in}\rangle = |n_1 \dots n_m\rangle \quad (2.7)$$

becomes the mixed state

$$[\psi_{out}] = \left[\bigoplus_{k=0}^N A_{k0} |n_0\rangle \right] \cdots \left[\bigoplus_{k=0}^N A_{km} |n_m\rangle \right], \quad (2.8)$$

where there are now $(N + 1)^m$ possible final states. It is convenient to use the shorthand notation

$$A_{\tilde{k}} = A_{k_0 0} \cdots A_{k_m m}, \quad (2.9)$$

where k_j is the j^{th} digit of the number \tilde{k} written in base $N+1$, so that we may rewrite Eq.(2.8) as

$$[\psi_{out}] = \bigoplus_{\tilde{k}=0}^{(N+1)^m - 1} A_{\tilde{k}} |\psi_{in}\rangle. \quad (2.10)$$

Note that identical states in a tensor sum can be combined using the rule

$$a|\psi\rangle \oplus b|\psi\rangle = \sqrt{|a|^2 + |b|^2} |\psi\rangle, \quad (2.11)$$

since an overall phase doesn't matter (assuming no entanglement with other systems).

As an example, amplitude damping of the state

$$|\psi_{in}\rangle = a|01\rangle + b|10\rangle \quad (2.12)$$

gives, using

$$A_0 = |0\rangle \langle 0| + \sqrt{1-\gamma} |1\rangle \langle 1| \quad (2.13)$$

$$A_1 = \sqrt{\gamma} |0\rangle \langle 1|, \quad (2.14)$$

the output state

$$[\psi_{out}] = A_{00} |\psi_{in}\rangle \oplus A_{01} |\psi_{in}\rangle \oplus A_{10} |\psi_{in}\rangle \oplus A_{11} |\psi_{in}\rangle \quad (2.15)$$

$$= \sqrt{1-\gamma} |\psi_{in}\rangle \oplus \sqrt{\gamma} |00\rangle. \quad (2.16)$$

This result can be understood intuitively: the original state only contains a single photon, and thus, whenever it is lost, the final state must be the vacuum. This example indicates that the state of Eq.(2.12) is useful for detection of a single photon loss. However, no useful information about a and b can be extracted from the vacuum state, and so it is not useful for error *correction*.

III. EXAMPLES

Let us motivate the remainder of this paper by considering the following example: We *encode* the logical zero and one states of a single qubit as

$$|0_L\rangle = \left[\frac{|40\rangle + |04\rangle}{\sqrt{2}} \right] \quad |1_L\rangle = |22\rangle, \quad (3.1)$$

such that the initial state is the arbitrary qubit

$$|\psi_{in}\rangle = a|0_L\rangle + b|1_L\rangle. \quad (3.2)$$

The possible outcomes after amplitude damping may be written as

$$|\psi_{out}\rangle = \bigoplus_{\tilde{k}} |\phi_{\tilde{k}}\rangle = \bigoplus_{\tilde{k}} A_{\tilde{k}} |\psi_{in}\rangle, \quad (3.3)$$

where we shall express \tilde{k} as a base 5 numeral, and $|\phi_{\tilde{k}}\rangle$ is an unnormalized pure state (the norm of which gives its probability for occurring in the mixture). For small loss probability γ , the most likely final state will be

$$|\phi_{00}\rangle = (1 - \gamma)^2 |\psi_{in}\rangle, \quad (3.4)$$

corresponding to no quanta being lost to the bath. The next most likely states result from the loss of a single photon:

$$|\phi_{01}\rangle = \sqrt{2\gamma}(1 - \gamma)^{3/2} [a|03\rangle + b|21\rangle] \quad (3.5)$$

$$|\phi_{10}\rangle = \sqrt{2\gamma}(1 - \gamma)^{3/2} [a|30\rangle + b|12\rangle]. \quad (3.6)$$

States resulting from the loss of more than one quantum occur with probabilities of order γ^2 . Therefore, we limit our correction scheme to errors losing at most one quantum. Each such error E_i takes $|0_L\rangle$ and $|1_L\rangle$ to states $|0_L\rangle_i$ and $|1_L\rangle_i$ respectively. The key is that $|0_L\rangle$, $|1_L\rangle$, $|0_L\rangle_i$ and $|1_L\rangle_i \forall i$ are mutually orthogonal, and so are $|\phi_{00}\rangle$, $|\phi_{01}\rangle$, and $|\phi_{10}\rangle$. In principle, a (“quantum non-demolition”) measurement scheme can detect all error syndromes. Furthermore, for each i , the norms of $|0_L\rangle_i$ and $|1_L\rangle_i$ are equal. After detecting an error syndrome, one can apply an appropriate unitary transformation converting $|0_L\rangle_i$ and $|1_L\rangle_i$, to $|0_L\rangle$ and $|1_L\rangle$ respectively. This makes possible the correction:

$$a|0_L\rangle_i + b|1_L\rangle_i \rightarrow \alpha [a|0_L\rangle + b|1_L\rangle], \quad (3.7)$$

where α is independent of a , b . Note, this is done without any information about a , b , and without diminishing the amplitude of the erroneous state. For this particular code, the output state has fidelity (see Eq.(7.3) [11]) $\mathcal{F} = 1 - 6\gamma^2$ with respect to the input.

As a comparison, consider the code:

$$|0_L\rangle = |11\rangle, \quad |1_L\rangle = |22\rangle, \quad (3.8)$$

with the most probable state:

$$|\phi_{00}\rangle = a(1 - \gamma)|11\rangle + b(1 - \gamma)^2|22\rangle. \quad (3.9)$$

No unitary transformation will bring it back to

$$a|11\rangle + b|22\rangle. \quad (3.10)$$

unless a , b is predetermined (a non-unitary transformation can revert the change, but it will reduce the fidelity of the correction process to $1 - \mathcal{O}(\gamma)$).

In the remainder of the paper, we shall describe the criteria for a scheme in which k qubits may be encoded so that loss up to t quanta may be corrected. For small t , a scheme will be exhibited.

IV. CODE CRITERIA

Quantum error correction is just the reversing of some effect due to decoherence. General criteria for this to be possible have been given in the literature [12]. In this particular case, we may express the required conditions in the following manner. Let $\{|c_0\rangle \cdots |c_l\rangle \cdots |c_{l_o}\rangle\}$ be $l_o + 1$ codewords which encode orthogonal logical states within the m mode Hilbert space with maximum total photon number N , and define $\mathcal{K}(t)$ as the set of all m -digit base $N + 1$ numbers whose digits sum to t (corresponding to t errors). The logical states must satisfy

$$\langle c_{l_1} | A_{\tilde{k}}^\dagger A_{\tilde{k}'} | c_{l_2} \rangle = 0 \quad \text{for } l_1 \neq l_2 \text{ or } \tilde{k} \neq \tilde{k}' \quad (4.1)$$

$$\langle c_l | A_{\tilde{k}}^\dagger A_{\tilde{k}} | c_l \rangle = g_{\tilde{k}} \quad \forall i \quad (4.2)$$

for all $\tilde{k}, \tilde{k}' \in \bigcup_{s \leq t} \mathcal{K}(s)$. Here, $g_{\tilde{k}}$ is some constant which depends only on \tilde{k} . This is an extension of the non-degenerate quantum error correction code criteria given by [13] to the case where none of the $A_{\tilde{k}}$ operators are identity. The first condition requires that all erroneous states be orthogonal, and the second requires that the encoded Hilbert space not be deformed. Here, we present an explicit statement of these two conditions as algebraic conditions on the code construction.

We consider first a codeword $|c_l\rangle$ which may be expressed as an equally weighted sum of N_l energy eigenstates, $|n_1 \dots n_m\rangle$ (we shall refer to these as *quasi-classical states*, “QCS” for short). When all the QCS are equally weighted, we call the code “balanced”. Otherwise, the code is referred to as “unbalanced”. Each codeword can be represented by a matrix with m columns and N_l rows, each row being one of the QCS in the codeword. For instance, if

$$|c_l\rangle = \frac{1}{\sqrt{N_l}} \left[|n_{11} \dots n_{1m}\rangle + \dots + |n_{N_l 1} \dots n_{N_l m}\rangle \right], \quad (4.3)$$

then the corresponding matrix \mathcal{M}_l is:

$$\begin{bmatrix} n_{11} & n_{12} & \cdots & n_{1m} \\ n_{21} & n_{22} & \cdots & n_{2m} \\ \cdots & \cdots & \cdots & \cdots \\ n_{N_1} & n_{N_2} & \cdots & n_{N_m} \end{bmatrix}. \quad (4.4)$$

For $t = 0$ errors, we have $\mathcal{K}(0) = \{0\}$, and $A_0|n_{i1} \dots n_{im}\rangle = (1 - \gamma)^{RS_i/2}|n_{i1} \dots n_{im}\rangle$ where the row sum $RS_i = \sum_{j=1}^m n_{ij}$. Criteria Eq.(4.2) requires the amplitudes of $A_0|c_l\rangle$ be the same for all $|c_l\rangle$, that is:

$$\frac{1}{N_l} \sum_{i=1}^{N_l} (1 - \gamma)^{RS_i/2} \quad (4.5)$$

be the same for all $|c_l\rangle$. A sufficient condition for this is the equality of all the RS_i for all i and for all codewords $|c_l\rangle$. Alternatively, one may say that the sum of any row from any \mathcal{M}_l equals N , the same total photon number in all the QCS. Denote the set of QCS with m modes and total photon number N as $\mathcal{Q}(N, m)$. It follows that if we construct all the codewords from states in $\mathcal{Q}(N, m)$, then the non-deformation constraint Eq.(4.2) is satisfied for $t = 0$. Physically, this requirement stems from the fact that a state with higher number of quanta decays faster. To preserve the a posteriori probabilities of each codeword, we must encode them in a subspace in which the decay probabilities are equal for all of them.

Similarly, for $t = 1$ errors, we have $\mathcal{K}(1) = \{0 \dots 1, 0 \dots 10, \dots, 1 \dots 0\}$, and, for example,

$$A_{0\dots 1}|c_l\rangle = A_{0\dots 1} \frac{1}{\sqrt{N_l}} \sum_{i=1}^{N_l} |n_{i1} \dots n_{im}\rangle \quad (4.6)$$

$$= \sum_{i=1}^{N_l} \sqrt{\frac{n_{im} \gamma (1 - \gamma)^{N-1}}{N_l}} |n_{i1} \dots n_{im} - 1\rangle, \quad (4.7)$$

and

$$\langle c_l | A_{0\dots 1}^\dagger A_{0\dots 1} | c_l \rangle = \frac{\gamma (1 - \gamma)^{N-1}}{N_l} \sum_{i=1}^{N_l} n_{im}. \quad (4.8)$$

The non-deformation criteria requires the above sum to be the same for all codewords. Equivalently, the column sum of the m^{th} column of each codeword divided by N_l has to be independent of the codeword. Similar expressions for other $A_{\tilde{k}}$ give rise to similar criteria for each column separately.

We therefore have the following:

Lemma 1.1: Let each codeword be expressed as an m column, N_l row matrix with elements n_{ij} . If we choose codewords such that $\sum_i n_{ij}/N_l = y_j$ for all $|c_l\rangle$, then $\langle c_l | A_{\tilde{k}}^\dagger A_{\tilde{k}} | c_l \rangle = g_{\tilde{k}}, \forall \tilde{k} \in \mathcal{K}(1)$.

Proof: As above. \square

This criteria corresponds to certain symmetry requirement among the various codewords. For $t = 2$, $\mathcal{K}(2) = \{0 \dots 02, 0 \dots 11, 0 \dots 20 \dots, 20 \dots 0\}$. Working out $A_{\tilde{k}}|c_l\rangle$ for each \tilde{k} and applying the criteria for $t = 0, 1, 2$, one arrives at the following:

Lemma 1.2: Same setting as *Lemma 1.1*. Let us choose codewords which satisfy the non-deformation criteria for $t = 1$, and such that $\sum_i n_{ij_1} n_{ij_2} / N_l = y_{j_1, j_2}$ for all $|c_l\rangle$, where $j_1, j_2 \in [1, N_l]$, j_1, j_2 may or may not be distinct. Then $\langle c_l | A_{\tilde{k}}^\dagger A_{\tilde{k}} | c_l \rangle = g_{\tilde{k}}, \forall \tilde{k} \in \mathcal{K}(2)$.

Proof: See Appendix A. \square

Generalization to arbitrary t is as follows:

Theorem 1: Let each codeword be expressed as an m column, N_l row matrix with elements n_{ij} . If we choose codewords such that $\sum_i n_{ij_1} n_{ij_2} \dots n_{ij_t} / N_l = y_{j_1, j_2, \dots, j_t}$ independent of $|c_l\rangle$, $\forall l, \forall (j_1, j_2, \dots, j_t) \in [1, N_l]^t$ and $\forall s \in [1, t]$, then $\langle c_l | A_{\tilde{k}}^\dagger A_{\tilde{k}} | c_l \rangle = g_{\tilde{k}}, \forall \tilde{k} \in \bigcup_{s=1}^t \mathcal{K}(s), \forall l$.

Proof: See Appendix A. \square

The above theorem can be generalized to unbalanced codes in which codewords are unequally weighted superpositions of QCS. If the amplitudes of the QCS in $|c_l\rangle$ are $(\sqrt{\mu_1}, \sqrt{\mu_2}, \dots, \sqrt{\mu_{N_l}})$, we replace the sum $\sum_i n_{ij_1} n_{ij_2} \dots n_{ij_t} / N_l$ by $\sum_i \mu_i n_{ij_1} n_{ij_2} \dots n_{ij_t}$, i.e., we replace the equal weights $\frac{1}{N_l}$ by the μ_i 's (the derivation of *Theorem 1* in the unbalanced case is a straightforward generalization of the balanced case and we will skip the proof).

As t increases, the non-deformation criteria becomes very restrictive. We have found unbalanced codes by numerical search correcting up to $t \leq 4$, as (Section VIII) which have no analogues in the balanced codes. On the other hand, for $t \leq 2$, we found simple construction algorithms for balanced codes with no apparent counterparts for the unbalanced codes.

It should also be noted that the $t = 0$ non-deformation criteria, that row sums (total number of excitations in each QCS) be equal for all rows and for all matrices (codewords), is not a necessary condition. An example is Shor's 9-bit code [2]:

$$|0_L\rangle = (|000\rangle + |111\rangle)^{\otimes 3} \quad (4.9)$$

$$|1_L\rangle = (|000\rangle - |111\rangle)^{\otimes 3}. \quad (4.10)$$

The QCS have different number of 1's, but Eq.(4.5) is equal for $|0_L\rangle$ and $|1_L\rangle$. However, code criteria for $t > 1$ will be extremely complicated when row sums are different, and treatment of such codes are outside the scope of the present discussion.

The other criteria, the orthogonality constraint Eq.(4.1) can be satisfied as follows. Let $|u\rangle = |u_1 \dots u_m\rangle$ and $|v\rangle = |v_1 \dots v_m\rangle$ be two states in $\mathcal{Q}(N, m)$. We define the *distance* between u and v as

$$\mathcal{D}(u, v) = \frac{1}{2} \sum_i |u_i - v_i|. \quad (4.11)$$

Clearly, $0 \leq \mathcal{D} \leq N$. Moreover, $\mathcal{D}(u, v) = \mathcal{D}(v, u)$, $\mathcal{D}(u, u) = 0$, and

$$\mathcal{D}(u, v) + \mathcal{D}(v, w) = \frac{1}{2} \sum_i |u_i - v_i| + |v_i - w_i| \quad (4.12)$$

$$\geq \frac{1}{2} \sum_i |u_i - w_i| \quad (4.13)$$

$$= \mathcal{D}(u, w). \quad (4.14)$$

Thus \mathcal{D} is a metric on the discrete space $\mathcal{Q}(N, m)$. (For binary states, this is half of the Hamming distance). Define the distance between two codewords $|c_1\rangle$ and $|c_2\rangle$ to be the minimum of $\mathcal{D}(u_1, u_2)$ with $|u_1\rangle, |u_2\rangle$ being QCS in $|c_1\rangle$ and $|c_2\rangle$ respectively. For codewords with non-negative amplitudes of the constituent QCS, two codewords are orthogonal *iff* their distance is non zero. We therefore have the following:

Theorem 2: Let $|c_1\rangle$ and $|c_2\rangle$ be two codewords formed from states in \mathcal{Q}_1 and \mathcal{Q}_2 respectively, where $\mathcal{Q}_1, \mathcal{Q}_2 \subset \mathcal{Q}(N, m)$ and $\mathcal{D}(u_1, u_2) > t \forall u_1 \in \mathcal{Q}_1, u_2 \in \mathcal{Q}_2$. Then $\langle c_1 | A_{\tilde{k}}^\dagger A_{\tilde{k}'} | c_2 \rangle = 0, \forall \tilde{k}, \tilde{k}' \in \bigcup_{s \leq t} \mathcal{K}(s)$.

Proof: Let $A_{\tilde{k}} | c_1 \rangle = |d_1\rangle, A_{\tilde{k}'} | c_2 \rangle = |d_2\rangle$, and let $|v_1\rangle, |v_2\rangle$ be QCS in $|d_1\rangle, |d_2\rangle$ respectively *s.t.* $\mathcal{D}(d_1, d_2) = \mathcal{D}(v_1, v_2)$. Let $|u_1\rangle, |u_2\rangle$ be the original QCS in $|c_1\rangle, |c_2\rangle$ before the error. Then, $\mathcal{D}(u_1, v_1) = \mathcal{D}(u_2, v_2) \leq t/2$, and $\mathcal{D}(v_1, v_2) + \mathcal{D}(u_1, v_1) + \mathcal{D}(u_2, v_2) \geq \mathcal{D}(u_1, u_2) > t$. Hence, $\mathcal{D}(v_1, v_2) > 0$ and $\mathcal{D}(d_1, d_2) > 0$. Therefore, $|d_1\rangle$ and $|d_2\rangle$ are orthogonal states. \square

In other words, by forming codewords using QCS which are sufficiently far apart, then the orthogonality conditions is easily satisfied.

V. EXISTENCE OF CODES

How large must N, m , and N_i be to satisfy both the non-deformation constraint, Eq.(4.2), and the orthogonality constraint, Eq.(4.1)? We now show that an unbalanced code exists for arbitrarily large t if N is allowed to be arbitrarily large, and give an upper bound for the required N .

Let $|c_0\rangle, |c_1\rangle, \dots, |c_l\rangle, \dots, |c_{l_o}\rangle$, be $l_o + 1$ codewords, each being an unequally-weighted superposition of N_i QCS in $\mathcal{Q}(n, m)$. For convenience, define

$$\mathcal{P}(n, m) = \mathcal{C}(n + m - 1, m - 1) \equiv \frac{(n + m - 1)!}{n!(m - 1)!} \quad (5.1)$$

as the number of all possible partitions of the integer n , i.e., the number of x_i such that $x_1 + x_2 + \dots + x_m = n$ [14]. Then if we choose $N = nd$ such that

$$\mathcal{P}(n, m) \geq N_1 + N_2 + \dots + N_{l_o} = N_{QCS}, \quad (5.2)$$

where N_{QCS} is the total number of QCS in the codewords, then by *Theorem 2*, all the QCS involved can be chosen to be distinct, and multiplication of the number states by $d = t + 1$ allows the orthogonality condition to be satisfied.

On the other hand, the non-deformation condition involves satisfying a certain number of constraint equations, given by the total number of possible errors times l_o . The number of errors involving losing s photons from m modes is just the number of partitions of s into m parts, $\mathcal{P}(s, m)$. Take the QCS to be arbitrary, and solve the non-deformation constraint equations (of *Theorem 1*, generalized to include unbalanced codes) as linear equations for the weights of the QCS. As long as the number of variables (N_{QCS}) are no fewer than the number of equations, solutions always exist. We may also augment the system of equations by $l_o + 1$ equations to ensure the correct normalization of each codeword. Hence, for N which satisfy

$$1 + l_o + l_o \sum_{s=0}^t \mathcal{P}(s, m) \leq N_{QCS} \leq \mathcal{P}(N/(t + 1), m), \quad (5.3)$$

codes with m modes correcting t errors exist.

For example, when $m = 2$, Eq.(5.3) becomes

$$\frac{l_o(t + 2)(t + 1)}{2} + l_o + 1 \leq \frac{N}{t + 1} + 1, \quad (5.4)$$

which gives a scaling law $N \approx t^3 l_o / 2$. Note that this upper bound is generally much larger than necessary, as can be seen in the examples for $t = 3$ or $t = 4$. Much more efficient codes may be obtained, because the QCS may be chosen to give redundant constraint equations. This may be accomplished either systematically (next section), or by numerical search (Section VIII).

VI. CONSTRUCTION ALGORITHM FOR $T \leq 2$ BALANCED CODES

So far, we have established criteria for and proved the existence of bosonic codes for amplitude damping. We now present an explicit procedure which obtain a class of balanced codes to correct for $t = 1$ and $t = 2$ errors.

To correct $t = 1$ error, consider ordered m -tuples (x_1, x_2, \dots, x_m) such that $x_1 + x_2 + \dots + x_m = n$. We will use the same symbol $\mathcal{Q}(n, m)$ for the space of all such m -tuples as well as the space of all QCS $\{|x_1 x_2 \dots x_m\rangle\}$. We define an operation, \mathcal{R} on $\mathcal{Q}(n, m)$ which takes (x_1, x_2, \dots, x_m) to (x_2, \dots, x_m, x_1) , i.e., the symbols are cyclically permuted. Define the order of an element to be the size of its orbit under \mathcal{R} . It follows that the order p must divide m , and let $m = pq$. An element of order p looks like $(x_1, \dots, x_p, x_1, \dots, x_p, \dots, x_1, \dots, x_p)$ with the string (x_1, \dots, x_p) repeated q times. The orbit looks like:

$$(x_1, x_2, \dots, x_p, \dots, x_1, x_2, \dots, x_p) \quad (6.1)$$

$$(x_2, x_3, \dots, x_1, \dots, x_2, x_3, \dots, x_1) \quad (6.2)$$

$$\dots \quad (6.3)$$

$$(x_p, x_1, \dots, x_{p-1}, \dots, x_p, x_1, \dots, x_{p-1}) \cdot \quad (6.4)$$

We form states by taking equal-weight superposition of QCS in each orbit:

$$|c\rangle = \frac{1}{\sqrt{p}}(|x_1 x_2 \dots x_p \dots x_1 x_2 \dots x_p\rangle) \quad (6.5)$$

$$+ |x_2 x_3 \dots x_1 \dots x_2 x_3 \dots x_1\rangle \quad (6.6)$$

$$+ \dots \quad (6.7)$$

$$+ |x_p x_1 \dots x_{p-1} \dots x_p x_1 \dots x_{p-1}\rangle). \quad (6.8)$$

States formed by distinct orbits are orthogonal, as the orbits partition $\mathcal{Q}(n, m)$. Furthermore, we multiply each number in the QCS by d . The minimal separation of distinct QCS will be at least d , since distances come as multiples of d only. Hence, all the codewords will remain orthogonal after errors of $t < d$ occur. Codewords are now in the form:

$$|c\rangle = \frac{1}{\sqrt{p}}(|dx_1 dx_2 \dots dx_p \dots dx_1 dx_2 \dots dx_p\rangle) \quad (6.9)$$

$$+ |dx_2 dx_3 \dots dx_1 \dots dx_2 dx_3 \dots dx_1\rangle \quad (6.10)$$

$$+ \dots \quad (6.11)$$

$$+ |dx_p dx_1 \dots dx_{p-1} \dots dx_p dx_1 \dots dx_{p-1}\rangle). \quad (6.12)$$

For the non-deformation criteria, the row sum is $nd = N$ by construction. The column sum divided by the normalization factor squared is (by *Lemma 1.1*)

$$\frac{dx_1 + \dots + dx_p}{p} = \frac{dn}{m} \quad (6.13)$$

in any codeword, independent of the order of the constituent QCS. Codes in examples (1)-(3) in Section VIII are constructed in this way.

To correct for $t = 2$ errors, the $t = 1$ criteria have to be satisfied as well. We take a subset of the $t = 1$ codewords which will survive the extra non-deformation criteria for $t = 2$. We also replace $d = 2$ by $d \geq 3$. For $m > 2$, pairs of codewords in the form

$$|0_L\rangle = \frac{1}{\sqrt{m}}(|dx_1 dx_2 \dots dx_m\rangle) \quad (6.14)$$

$$+ |dx_2 dx_3 \dots dx_1\rangle \quad (6.15)$$

$$+ \dots \quad (6.16)$$

$$+ |dx_m dx_1 \dots dx_{m-1}\rangle) \quad (6.17)$$

$$|1_L\rangle = \frac{1}{\sqrt{m}}(|dx_m \dots dx_2 dx_1\rangle) \quad (6.18)$$

$$+ |dx_{m-1} \dots dx_1 dx_m\rangle \quad (6.19)$$

$$+ \dots \quad (6.20)$$

$$+ |dx_1 dx_m \dots dx_2\rangle), \quad (6.21)$$

will always satisfy the non-deformation criteria for $t = 2$ (proof omitted). Examples (4) and (5) in Section VIII are constructed in this way. This encodes only one qubit; we are still looking for $t = 2$ codes which can encode more qubits.

For $t \geq 3$, we performed a numerical search for special QCS in which the system of linear equations for the weights is linearly dependent. In the best case, the number of linear equations to be solved can be much reduced. Therefore we can find codewords involving fewer QCS, fewer number of modes and fewer number of quanta. Although encoding is certainly possible with a much smaller Hilbert space, we have not found a systematic way to generate such QCS. Codes correcting $t \leq 4$ errors are exhibited in Section VIII.

VII. RATES AND FIDELITIES

The performance of these bosonic quantum codes can be characterized by their *rate* – number of qubits communicated per qubit transmitted, and by their *fidelity* – the worst-case qubit degradation after decoding and correction. We discuss these two measures here.

The rate r is given by the ratio of the number of encoded qubits to the maximum number of qubits that can be accommodated in our Hilbert space:

$$r = \frac{k}{m \log_2(nd + 1)}, \quad (7.1)$$

where 2^k = number of codewords, and $(nd + 1)^m$ is the size of the Hilbert space in our code. The exact number of possible codewords depends on the choice of N and m (we have worked out a counting scheme, but omit the details here). However, the majority of the QCS have order m . Hence, to a good approximation, the number of codewords obtained is:

$$2^k = \frac{\mathcal{P}(n, m)}{m}, \quad (7.2)$$

For small n , codewords involving fewer than m QCS allow slightly more qubits to be encoded compared with (7.2). This small gain can be important in applications such as key distribution in quantum cryptography.

We now turn to the code fidelity \mathcal{F} , which we desire to know as a function of the parameters N , m and t . It is defined as

$$\mathcal{F} = \min_{\psi_{in}} \sum_{\tilde{k} \in \bigcup_{s \in [1, t]} \mathcal{K}(s)} \langle \psi_{in} | A_{\tilde{k}}^\dagger A_{\tilde{k}} | \psi_{in} \rangle. \quad (7.3)$$

Let the input state be expressed as a sum of codewords, $|\psi_{in}\rangle = \sum_l \alpha_l |c_l\rangle$. Then using the orthogonality and non-deformation conditions, we find that

$$\langle \psi_{in} | A_{\tilde{k}}^\dagger A_{\tilde{k}} | \psi_{in} \rangle = |\langle c_l | A_{\tilde{k}}^\dagger A_{\tilde{k}} | c_l \rangle|, \quad (7.4)$$

with $|c_l\rangle$ any one of the codewords in the right hand side. Now, if we write each codeword as

$$|c_l\rangle = \sqrt{\mu_1} |n_{11} n_{12} \cdots n_{1m}\rangle \quad (7.5)$$

$$+ \sqrt{\mu_2} |n_{21} n_{22} \cdots n_{2m}\rangle \quad (7.6)$$

$$+ \cdots \quad (7.7)$$

$$+ \sqrt{\mu_{N_l}} |n_{N_l 1} n_{N_l 2} \cdots n_{N_l m}\rangle, \quad (7.8)$$

then, for $\tilde{k} = (k_1, k_2, \dots, k_m) \in \mathcal{K}(s)$:

$$|\langle c_l | A_{\tilde{k}}^\dagger A_{\tilde{k}} | c_l \rangle| = (1 - \gamma)^{N-s} \gamma^s \sum_{i=1}^{N_l} \mu_i \mathcal{C}(n_{ij}, k_j), \quad (7.9)$$

and using the following relation for binomial coefficients:

$$\mathcal{C}(N, s) = \sum_{\tilde{k} \in \mathcal{K}(s)} \sum_{i=1}^{N_l} \mu_i \mathcal{C}(n_{i1}, k_1) \mathcal{C}(n_{i2}, k_2) \cdots \mathcal{C}(n_{im}, k_m), \quad (7.10)$$

we find that the fidelity is

$$\mathcal{F} = \sum_{s=1}^t (1 - \gamma)^{N-s} \gamma^s \mathcal{C}(N, s) \quad (7.11)$$

$$= 1 - \mathcal{C}(N, t+1) \gamma^{t+1} + \mathcal{O}(\gamma^{t+2}). \quad (7.12)$$

This expression holds for balanced codes as well as unbalanced codes. The amazing feature is that given a code which satisfies the orthogonality and non-deformation constraints, \mathcal{F} is independent of m ; it is determined only by N and t .

One should note that although codes can be constructed to correct an arbitrary number of photon loss, the more errors one wishes to correct, the more photons are required. On the other hand, having larger photon number states means a higher probability for the system as a whole to suffer loss of quanta. These two effects compete against each other to give an upper bound on the fidelity, which we can estimate as follows. Let N the required photon number, and t be the total number of errors to be corrected. As previously discussed, due to the constraint equations which hold for error correction

to be possible, the two parameters can be reduced to one degree of freedom, in terms of which we may estimate the optimal achievable fidelity. In terms of t , the optimum fidelity for fixed γ is obtained by setting

$$\frac{d}{dt} \ln(1 - \mathcal{F}) = 0. \quad (7.13)$$

From Eq.(7.12), this gives to first order in γ

$$\frac{1}{\mathcal{C}} \frac{\partial \mathcal{C}}{\partial N} \frac{dN}{dt} + \frac{1}{\mathcal{C}} \frac{d\mathcal{C}}{dt} + \ln \gamma = 0. \quad (7.14)$$

where \mathcal{C} is a short hand notation for $\mathcal{C}(N, t+1)$. Using the Stirling approximation for the factorials in \mathcal{C} , we obtain

$$\ln \left(\frac{N}{N-t-1} \right) \frac{dN}{dt} + \ln \left(\frac{N-t-1}{t+1} \right) + \ln \gamma = 0. \quad (7.15)$$

In general, N is much larger than t , which allows further simplification of Eq.(7.15):

$$\frac{dN}{dt} \frac{t}{N} - \ln \left(\frac{t}{N} \right) + \ln \gamma = 0. \quad (7.16)$$

Generally, N will asymptotically follow a power scaling law in t , so we may approximate $N \approx f l_0 t^\alpha$ where the prefactor f and exponent α are approximately constant. Solving for the optimum t we find that

$$t_{opt} \approx (e^{-\alpha} / \gamma f l_0)^{1/(\alpha-1)}. \quad (7.17)$$

Plugging back into the Eq.(7.12) gives us an estimate for the optimal achievable fidelity. We thus have a loose bound on the fidelity of a bosonic code with arbitrary QCS. There is no theoretical bound on the number of correctable errors.

VIII. EXPLICIT CODES

Some explicit codes resulting from our work are presented here. States are given unnormalized when the normalization factor is common for all codewords. Codes are specified as $[[N, m, 2^k, d]]$, where N is the total number of excitations in the QCS, m is the number of modes for each QCS, 2^k is the number of codewords and d is the minimal distance between codewords. The fidelity of all the codes are given by $\mathcal{F} \approx 1 - \mathcal{C}(N, t+1) \gamma^{t+1}$.

Example (1) - $[[4, 2, 2, 2]]$, $n = 2$, $t = 1$, fidelity $\mathcal{F} \approx 1 - 6\gamma^2$:

$$|0_L\rangle = \frac{1}{\sqrt{2}} [|40\rangle + |04\rangle] \quad (8.1)$$

$$|1_L\rangle = |22\rangle \quad (8.2)$$

Example (2) – $[[12, 3, 10, 2]]$, $n = 6$, $t = 1$, fidelity $\mathcal{F} \approx 1 - 66\gamma^2$, labels given in hexadecimal ($c = 12$, $a = 10$):

$$|c_1\rangle = \frac{1}{\sqrt{3}}[|00c\rangle + |c00\rangle + |0c0\rangle] \quad (8.3)$$

$$|c_2\rangle = \frac{1}{\sqrt{3}}[|02a\rangle + |a02\rangle + |2a0\rangle] \quad (8.4)$$

$$|c_3\rangle = \frac{1}{\sqrt{3}}[|048\rangle + |804\rangle + |480\rangle] \quad (8.5)$$

$$|c_4\rangle = \frac{1}{\sqrt{3}}[|066\rangle + |606\rangle + |660\rangle] \quad (8.6)$$

$$|c_5\rangle = \frac{1}{\sqrt{3}}[|084\rangle + |408\rangle + |840\rangle] \quad (8.7)$$

$$|c_6\rangle = \frac{1}{\sqrt{3}}[|0a2\rangle + |20a\rangle + |a20\rangle] \quad (8.8)$$

$$|c_7\rangle = \frac{1}{\sqrt{3}}[|228\rangle + |822\rangle + |282\rangle] \quad (8.9)$$

$$|c_8\rangle = \frac{1}{\sqrt{3}}[|246\rangle + |624\rangle + |462\rangle] \quad (8.10)$$

$$|c_9\rangle = \frac{1}{\sqrt{3}}[|264\rangle + |642\rangle + |264\rangle] \quad (8.11)$$

$$|c_a\rangle = |444\rangle \quad (8.12)$$

Example (3) – $[[6, 3, 4, 2]]$, $n = 3 = 0 + 1 + 2$, $t = 1$, fidelity $\mathcal{F} \approx 1 - 15\gamma^2$:

$$|c_1\rangle = |600\rangle + |060\rangle + |006\rangle \quad (8.13)$$

$$|c_2\rangle = |420\rangle + |204\rangle + |042\rangle \quad (8.14)$$

$$|c_3\rangle = |240\rangle + |402\rangle + |024\rangle \quad (8.15)$$

$$|c_4\rangle = |222\rangle. \quad (8.16)$$

Example (4) – $[[9, 3, 2, 3]]$, $n = 3$, $t = 2$, fidelity $\mathcal{F} \approx 1 - 84\gamma^3$: Note this code differs from the previous one from having $d = 3$ instead of $d = 2$. We take only $|c_2\rangle$ and $|c_3\rangle$ as codewords.

$$|0_L\rangle = |306\rangle + |063\rangle + |630\rangle \quad (8.17)$$

$$|1_L\rangle = |036\rangle + |360\rangle + |603\rangle \quad (8.18)$$

Example (5) – $[[6, 4, 2, 2]]$, $n=6=0+1+2+3$, fidelity $\mathcal{F} \approx 1 - 15\gamma^2$: The minimal distance between QCS is $d = 2$. However, the QCS are not generated by multiplying each number by $d = 2$.

$$|0_L\rangle = |0321\rangle + |1032\rangle + |2103\rangle + |3210\rangle \quad (8.19)$$

$$|1_L\rangle = |0123\rangle + |1230\rangle + |2301\rangle + |3012\rangle. \quad (8.20)$$

Example (6) – $[[7, 2, 2, 2]]$, fidelity $\mathcal{F} \approx 1 - 21\gamma^2$: The codewords are not formed by cyclic permutations of the QCS. Note that column one and two have different column sums.

$$|0_L\rangle = |70\rangle + |16\rangle \quad (8.21)$$

$$|1_L\rangle = |52\rangle + |34\rangle \quad (8.22)$$

Example (7) – $[[9, 2, 2, 3]]$, fidelity $\mathcal{F} \approx 1 - 84\gamma^3$: Unbalanced code that will tolerate $t = 2$ errors. Note that one codeword is formed from the other by reversing the order of the modes. (this symmetry between the two modes is a sufficient condition for balanced codes with $t = 2$, $m \geq 3$).

$$|0_L\rangle = \frac{1}{2}|90\rangle + \frac{\sqrt{3}}{2}|36\rangle \quad (8.23)$$

$$|1_L\rangle = \frac{1}{2}|09\rangle + \frac{\sqrt{3}}{2}|63\rangle \quad (8.24)$$

Example (8) – $[[9, 3, 2, 3]]$, fidelity $\mathcal{F} \approx 1 - 84\gamma^3$: Unbalanced code that will tolerate $t = 2$ errors, showing that the symmetry is not a necessary condition for correcting $t = 2$ errors.

$$|0_L\rangle = \frac{1}{\sqrt{3}}[|036\rangle + |306\rangle + |360\rangle] \quad (8.25)$$

$$|1_L\rangle = \frac{1}{3}[\sqrt{6}|333\rangle + \sqrt{2}|009\rangle + |090\rangle] \quad (8.26)$$

Example (9) – $[[16, 2, 2, 4]]$, fidelity $\mathcal{F} \approx 1 - 1820\gamma^4$: Unbalanced code that will tolerate $t = 3$ errors. Labels are given in base 17. c and g denote 12 and 16 respectively.

$$|0_L\rangle = \frac{1}{\sqrt{8}}[|0g\rangle + |g0\rangle + \sqrt{6}|88\rangle] \quad (8.27)$$

$$|1_L\rangle = \frac{1}{\sqrt{2}}[|4c\rangle + |c4\rangle] \quad (8.28)$$

Example (10) – $[[20, 3, 2, 4]]$, fidelity $\mathcal{F} \approx 1 - 4845\gamma^4$: Another unbalanced code that will tolerate $t = 3$ errors. Labels are given in base 21. c , g and k denote 12, 16, and 20 respectively.

$$|0_L\rangle = \frac{1}{5}[|04g\rangle + 2|40g\rangle + 2\sqrt{5}|0k0\rangle] \quad (8.29)$$

$$|1_L\rangle = \frac{1}{\sqrt{5}}[\sqrt{2}|44c\rangle + \sqrt{3}|488\rangle] \quad (8.30)$$

Example (11) – $[[50, 2, 2, 5]]$, fidelity $\mathcal{F} \approx 1 - 2118760\gamma^5$: Note the rapid growth in the numerical factor in the second term. To correct for large number of errors, we need to encode a qubit in a large Hilbert space, but emission probabilities are large for high number states. This puts a limit of performance in our codes. The actual code involves numbers five times the numbers shown below. a denotes 10.

$$|0_L\rangle = \sqrt{\frac{1}{18}}|0a\rangle + \sqrt{\frac{5}{9}}|46\rangle \quad (8.31)$$

$$+ \sqrt{\frac{1}{3}}|82\rangle + \sqrt{\frac{2}{45}}|91\rangle \quad (8.32)$$

$$|1_L\rangle = \sqrt{\frac{1}{18}}|19\rangle + \sqrt{\frac{1}{6}}|28\rangle \quad (8.33)$$

$$+ \sqrt{\frac{33}{90}}|55\rangle + \sqrt{\frac{1}{3}}|73\rangle + \sqrt{\frac{7}{90}}|a0\rangle. \quad (8.34)$$

IX. PHYSICAL IMPLEMENTATION

Encoding and decoding of the codes we have described here can be performed in principle using n -photon eigenstates, beamsplitters, phase shifters, and Kerr nonlinear optical media. We demonstrate for example how states for our simplest code may be constructed. We then discuss how decoding and correction may be performed.

Shown in Fig. 1 is a quantum circuit which can be used to encode a qubit using the $|22\rangle, |04\rangle + |40\rangle$ code. Let us see how this circuit works by tracing the state at the five indicated points. The initial state is $|\psi_0\rangle = |0122\rangle$. Two 50/50 beamsplitters act on the first and second two modes of this state to give

$$|\psi_1\rangle = \left[\frac{|10\rangle + |01\rangle}{\sqrt{2}} \right] \left[\frac{\sqrt{6}(|04\rangle + |40\rangle) - 2|22\rangle}{4} \right]. \quad (9.1)$$

Next, a nonlinear optical Kerr medium is used to perform a cross phase modulation between the two middle modes. This serves to “label” the $|22\rangle$ state, giving:

$$|\psi_2\rangle = \frac{1}{4\sqrt{2}} \left[(|10\rangle + |01\rangle) \left[\sqrt{6}(|04\rangle + |40\rangle) \right] + (|10\rangle - |01\rangle) [2|22\rangle] \right] \quad (9.2)$$

A final beamsplitter in the first two modes now serves to turn the phase modulation into a detectable amplitude difference,

$$|\psi_3\rangle = \frac{1}{2\sqrt{2}} \left[|01\rangle \left[\sqrt{3} \sin \theta (|04\rangle + |40\rangle) + \sqrt{2} \cos \theta |22\rangle \right] + |10\rangle \left[\sqrt{3} \cos \theta (|04\rangle + |40\rangle) - \sqrt{2} \sin \theta |22\rangle \right] \right] \quad (9.3)$$

such that if the first two modes are measured to be $|01\rangle$ (otherwise, the state is discarded) then we have the output

$$|\psi_4\rangle = \cos \theta' |22\rangle + \sin \theta' \frac{|04\rangle + |40\rangle}{\sqrt{2}}, \quad (9.4)$$

where

$$\theta' = \tan^{-1} \left[\sqrt{\frac{1}{3}} \tan \theta \right] \quad (9.5)$$

is the new effective angle. $|\psi_4\rangle$ is the desired encoded state. After transmission of $|\psi_4\rangle$ through a lossy communication link, the final state can then be measured immediately (using, for example, photon number counters) and the transmitted qubit collapsed. This would be the standard procedure for point-to-point quantum cryptography.

Alternatively, the qubit may be relayed by performing an error correction step. This involves calculation of the error syndrome, correcting any detected error, then

re-encoding the state for further transmission. In this system, we have a non-binary state. If it can be turned into a binary state, then the entire correction procedure may be performed using standard techniques of quantum computation, with the usual binary quantum logic gates [15]. This is possible as follows.

Consider the circuit shown in Fig. 2. The structure is identical with the well-known quantum-optical Fredkin gate [16,17], but let us think of it here in a different way. The lower pair of wires may be considered to be a single “dual-rail” qubit [18], with logical states $|0_L\rangle = |10\rangle$ and $|1_L\rangle = |01\rangle$. With an input state $|\psi_0\rangle = |0n\rangle|0_L\rangle$ and a Kerr medium with $\chi = \pi/n$, then the output state will be $|\psi_3\rangle = |0n\rangle|1_L\rangle$, and in this manner the circuit may be thought of as a kind of *controlled-not gate* which distinguishes between a control state of $|0\rangle$ and $|n\rangle$.

We now use this bosonic controlled-not gate to construct the circuit of Fig. 3, which is based on the fact that different values of χ allow us to distinguish different values of n . Furthermore, since the decomposition of the number n into sums of powers of two is unique, it is convenient to take χ to be binary fractions of π . In this manner, the first dual-rail qubit becomes the least-significant bit of n , and so-on. If the qubits are measured, this circuit would then function equivalently to a perfect photon number detector.

However, it is much more useful in that calculations may be performed based on the binary representation of n to determine if any error occurred and to calculate the error syndrome. The circuit is then applied in reverse to undo the entanglement with the bosonic state, and the appropriate correction procedure is applied to fix the detected error. This is possible since generalized measurements may be performed on the qubit states to determine the error syndrome without destroying the superposition state of the original qubit encoded in the bosonic state.

X. CONCLUSION

Our treatment of amplitude damping errors is somewhat unusual from the standpoint of most quantum error correction theories, which deal with a bit flip and phase flip picture of errors. The relationship can be understood by expressing the A_0 and A_1 operators as coherent superpositions of such errors; from Eqs.(2.13) and (2.14),

$$A_0 = \frac{1}{2} \left[(1 + \sqrt{1 - \gamma})I + (1 - \sqrt{1 - \gamma})\sigma_z \right] \quad (10.1)$$

$$A_1 = \frac{\sqrt{\gamma}}{2} \left[\sigma_x + \sigma_y \right]. \quad (10.2)$$

With probabilities up to $\mathcal{O}(\gamma)$, a binary code with m bits will either project $A_0^{\otimes m}|c_i\rangle$ onto a state with no errors, or project $A_0^{\otimes m-1}A_1|c_i\rangle$ onto a state with only one bit flip error, resulting from a combination of $I^{\otimes m-1}$ and one of

the Pauli operators σ_x, σ_y . Hence, a binary code correcting for any one bit error *will* indeed correct all amplitude damping errors up to losing one photon, although not to all orders. One reason we have studied bosonic codes is to exploit the possibilities for achieving higher efficiencies or easier physical implementation, though the study is theoretically interesting on its own.

It is important to realize that amplitude damping errors are not independent bit errors, since the decay factor of each QCS depends on the total number of excitations in it. This fact is also pointed out by Plenio *et. al.* [6]. Any code correcting a general one bit error can do so in the presence of possible amplitude damping, and is capable of correcting any one bit error in the projected space in which no loss occurs as well as correcting a single photon loss in the absence of any other errors. Two or more amplitude damping errors projected into the non-identity space are viewed as separate errors. The general relation between binary codes and amplitude damping is still under investigation.

Nevertheless, some interesting comparisons may be made. Rates from our bosonic codes contrast with those achievable by the usual binary codes. For the code of Example (1), $nd = 4$, $m = 2$ and $k = 1$, so the rate is found to be $r = 0.22$. This is slightly better than $r = 0.20$ for the five bit $(t, k) = (1, 1)$ binary perfect code [19], and much better than the eight bit $(1, 1)$ code of Plenio *et. al.* [6] which corrects errors in the presence of A_k 's in $\mathcal{K}(0)$. Similarly, for the code of example (2), $d = 2$, $n = 6$, $m = 3$ and $2^k = 10$ codewords may be found, giving a rate $r = 0.2994$. In comparison, a naive evaluation of the quantum Hamming bound [20] for binary codes gives a possible rate of 0.41. Non-deformation constraints are more restrictive on bosonic error correction codes than on binary codes, but the bosonic states admit coding schemes which are impossible with binary codes. There is no conclusive statement on comparing the general efficiencies of the two different type of codes, but the examples we have discovered indicate the existence of a rich variety of bosonic codes which may be useful in the future.

The code fidelities may also be compared. Our $[[4, 2, 2, 2]]$ code achieves $\mathcal{F} \approx 1 - 6\gamma^2$. In comparison, from an explicit evaluation of the effect of amplitude damping on all qubits, we have found that the five-bit $(1, 1)$ binary code achieves fidelity $\approx 1 - 1.75\gamma^2$, while the eight-bit $(1, 1)$ code achieves only $\approx 1 - 6\gamma^2$! This agreement with the bosonic code is not accidental; it stems from the use of the same total excitation number. However, it is worthwhile to point out that despite the effort to balance the codewords, the five-bit code still has better performance on average, due to the small number of excitation involved in the system.

In conclusion, we have given general criteria for an error correction code which encodes qubits in bosonic states. This is a generalization of the binary error cor-

rection codes. Motivated by the dominant decoherence process (amplitude damping) of system such as photons transmitted through optical fibers we classify our errors according to the number of excitations lost, instead of the more common classification of the number of bits or modes corrupted. We have shown, in one case, specialization to correction amplitude damping does improve the rate, number of encoded qubits to number of required qubits. However, bosonic codes under amplitude damping suffer constraints involving deformation of the Hilbert space not shared by the binary codes, rendering the efficiencies lower in the bosonic case when many qubits are encoded.

It is too early to conclude on the relative performance of the binary codes and the bosonic codes. Further study will aim at improving the efficiencies, perhaps by using relative phases to maintain orthogonality of the codewords instead of by using distinct QCS, so that the QCS can occur in more than one codeword. Another possibility is to encode qubits using QCS of different total number of excitations. We hope that further study of bosonic codes will lead to their practical utilization in addition to the current theoretical interest.

XI. ACKNOWLEDGMENTS

We would like to thank John Preskill for particularly useful discussions. DWL was supported in part by the Army Research Office under grant no. DAAH04-96-1-0299. ILC acknowledges financial support from the Fannie and John Hertz Foundation.

-
- [1] W. K. Wothers and W. H. Zurek, *Nature* **299**, 802 (1982).
 - [2] P. Shor, *Phys. Rev. A* **52**, 2493 (1995).
 - [3] A. Steane, *Phys. Rev. Lett.* **77**, 793 (1996).
 - [4] A. R. Calderbank and P. W. Shor, Preprint (1995).
 - [5] A. Steane, LANL E-print quant-ph/9608026 (1996).
 - [6] M. B. Plenio, V. Vedral, and P. L. Knight, LANL e-print quant-ph/9603022 to appear in *Phys. Rev. A* (1996).
 - [7] W. H. Louisell, *Quantum Statistical Properties of Radiation* (Wiley, New York, 1973).
 - [8] C. W. Gardiner, *Quantum Noise* (Springer-Verlag, New York, 1991).
 - [9] K. Kraus, *States, Effects, and Operations* (Springer-Verlag, Berlin, 1983).
 - [10] M. Gell-Mann and J. Hartle, *Phys. Rev. D* **47**, 3346 (1993).
 - [11] B. Schumacher, *Phys. Rev. A* **51**, 2738 (1995).
 - [12] M. A. Nielsen, B. W. Schumacher, C. M. Caves, and H. Barnum, in preparation (1996).
 - [13] E. Knill and R. Laflamme, Preprint (1996).

- [14] G. H. Hardy and E. M. Wright, *An Introduction to the Theory of Numbers, Fourth Edition* (Oxford University Press, London, 1960).
- [15] A. Barenco *et al.*, Phys. Rev. A **52**, 3457 (1995).
- [16] Y. Yamamoto, M. Kitagawa, and K. Igeta, in *Proc. 3rd Asia-Pacific Phys. Conf.* (World Scientific, Singapore, 1988).
- [17] G. J. Milburn, Phys. Rev. Lett. **62**, 2124 (1989).
- [18] I. L. Chuang and Y. Yamamoto, Phys. Rev. A **52**, 3489 (1995).
- [19] R. Laflamme, C. Miquel, J. P. Paz, and W. H. Zurek, submitted to Phys. Rev. Lett. (1996).
- [20] D. Gottesman, Phys. Rev. A **54**, 1862 (1996).

APPENDIX A: CRITERIA FOR NON-DEFORMATION OF HILBERT SPACE

Consider $\mathcal{K}(2) = \{0 \cdots 02, 0 \cdots 20, \dots, 20 \cdots 0\} \cup \{0 \cdots 011, 0 \cdots 110, \dots, 110 \cdots 0\}$ for $t = 2$ errors. For instance,

$$A_{0 \cdots 02} |c_l\rangle \quad (\text{A1})$$

$$= A_{0 \cdots 02} \frac{1}{\sqrt{N_l}} \sum_{i=1}^m |n_{i1} \dots n_{im}\rangle \quad (\text{A2})$$

$$= \sum_{i=1}^m \sqrt{\frac{\mathcal{C}(n_{im}, 2) \gamma^2 (1 - \gamma)^{N-2}}{N_l}} |n_{i1} \dots n_{im} - 2\rangle, \quad (\text{A3})$$

where $\mathcal{C}(n, m)$ is the usual binomial coefficient. The norm square of this state is

$$\langle c_l | A_{0 \cdots 02}^\dagger A_{0 \cdots 02} |c_l\rangle = \frac{\gamma^2 (1 - \gamma)^{N-2}}{2N_l} \sum_{i=1}^m n_{im} (n_{im} - 1). \quad (\text{A4})$$

The term linear in γ is independent of l (codeword independent) by the criteria for $t = 1$; hence, it follows that:

$$\frac{1}{N_l} \sum_{i=1}^m n_{im}^2 \quad (\text{A5})$$

has to be independent of l if the non-deformation criteria is to be satisfied. Other $A_{\tilde{k}}$ with $\tilde{k} = 0 \cdots 02, \dots, 20 \cdots 0$ impose the above requirement on other columns.

Similarly, $\tilde{k} = 0 \cdots 11$ changes the codeword to:

$$\sum_{i=1}^m \sqrt{\frac{n_{im-1} n_{im} \gamma^2 (1 - \gamma)^{N-2}}{N_l}} |n_{i1} \dots n_{im-1} - 1 n_{im} - 1\rangle. \quad (\text{A6})$$

which has norm square

$$\frac{\gamma^2 (1 - \gamma)^{N-2}}{N_l} \sum_{i=1}^m n_{im-1} n_{im}. \quad (\text{A7})$$

Eq.(4.2) requires the following to be independent of l :

$$\frac{1}{N_l} \sum_{i=1}^m n_{im-1} n_{im}. \quad (\text{A8})$$

A similar result is obtained for other \tilde{k} with 1's at any two modes j_1 and j_2 . When we allow $j_1 = j_2$, we include the previous result for two photon loss at one mode. This proves *Lemma 2*.

For arbitrary t , we get equations involving various binomial coefficients. Using requirements involving products of fewer than t n_{ij} 's, we can replace the products of the binomial coefficients to products involving exactly t n_{ij} . By mathematical induction, the result for arbitrary t is then obtained. This completes the proof of *Theorem 1*.

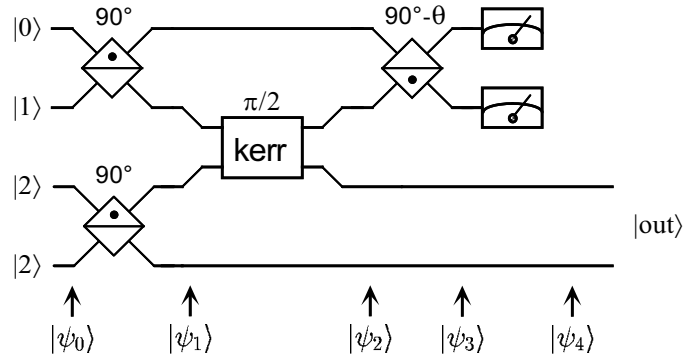


FIG. 1. Quantum circuit to encode a qubit using the code of Example (1). As in [18], signals travel from left to right, wires represent optical modes, diamonds represent beamsplitters, meters ideal photon counters, and the Kerr device is an ideal nonlinear optical medium which effects cross-phase modulation of angle $\pi/2$ between single photons.

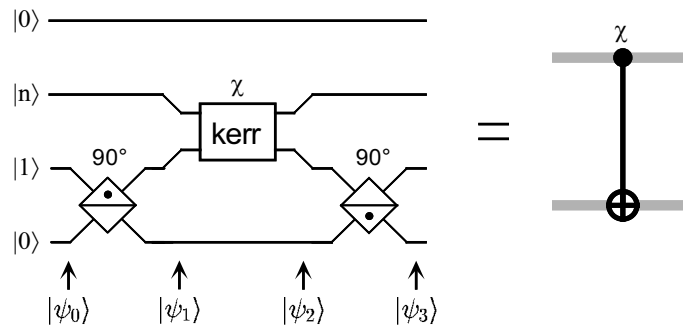


FIG. 2. (left) Optical quantum logic gate used as a building block in the decoding procedure; example input states are shown on the left. χ is the cross-phase modulation strength of the Kerr medium, which performs the transformation $\exp(i\chi a^\dagger a b^\dagger b)$ on two modes a and b . (right) Shorthand notation for this circuit.

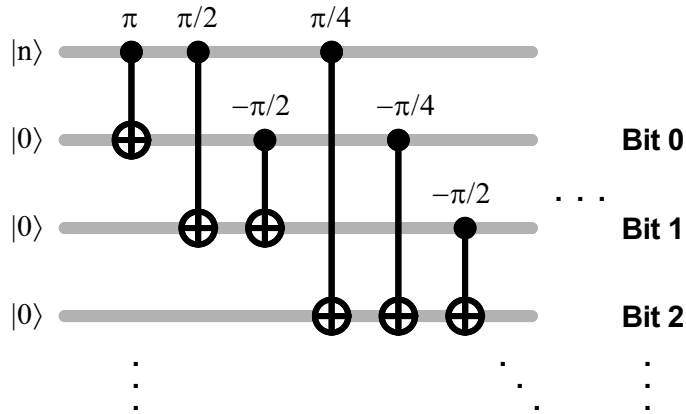


FIG. 3. Quantum circuit used to decode a bosonic state into qubits. Each thick wire represents a pair of bosonic modes. The top wire carries the bosonic state, and the remaining wires are prepared as dual-rail quantum bits, which carry just one photon in each pair.