

Entanglement creation and distribution on a graph of exchange-coupled qutrits

Christopher Hadley,* Alessio Serafini, and Sougato Bose

Department of Physics and Astronomy, University College London, Gower Street, London WC1E 6BT, United Kingdom

(Dated: November 22, 2018)

We propose a protocol that allows *both* the creation and the distribution of entanglement, resulting in two distant parties (Alice and Bob) conclusively sharing a bipartite Bell state. The system considered is a graph of three-level objects (“qutrits”) coupled by SU(3) exchange operators. The protocol begins with a third party (Charlie) encoding two lattice sites in unentangled states, and allowing unitary evolution under time. Alice and Bob perform a projective measurement on their respective qutrits at a given time, and obtain a maximally entangled Bell state with a certain probability. We also consider two further protocols, one based on simple repetition and the other based on successive measurements and conditional resetting, and show that the cumulative probability of creating a Bell state between Alice and Bob tends to unity.

PACS numbers: 03.67.Mn, 75.10.Pq

The creation and distribution of entanglement are both of immense importance to the field of quantum information theory. To date, much research has taken place into systems performing these tasks “separately”, but in any potential large-scale realization of a network of quantum computers it would be ideal to have the capability of performing both these tasks together. By performing these tasks separately, we mean situations when two particles are first entangled by some process and then transmitted using a different process to distant parties through appropriate quantum channels. For the latter purpose, the transfer (perfect or otherwise) of quantum states and entanglement through spin chain channels has been the focus of much recent work. Imperfect (but good) state transfer has been studied in homogeneous spin chains [1, 2], and more recently it has been shown that pairs of such chains [3, 4, 5] permit perfect state transfer for large enough time. Many other schemes for perfect state transfer in spin graph systems have been proposed, relying on engineered couplings [6, 7, 8, 9, 10], state inversion [11], graph state generation [12], multiqubit encoding [13, 14], and spin ladders [15]. Moreover, state transfer has recently been studied for harmonic chains [16], imperfect artificial spin networks [17], spin rings with flux [18] and for many-particle states [19]. Related studies have also been undertaken on the dynamical propagation of entangled states [20], the “superballistic” distribution of entanglement [21] and the realization of quantum memories [22, 23]. Of course, quantum state transfer (entanglement transfer being an automatic corollary) using several systems other than spin chains have also been studied: quantum dot arrays [9, 24], Josephson junction arrays [25], photons in cavity QED [26] and flying atoms [27] being just a few examples.

In view of the above, it would be useful to have schemes which *combine* both the creation and distribution of entanglement as a single process. Recently, such schemes

have been proposed in the context of harmonic chains [28, 29, 30, 31]. In the context of discrete variable systems, it is a trivial fact to note that if a single spin is flipped at a site in a spin- $\frac{1}{2}$ chain with homogeneous exchange couplings, then at a later time two distant spins will be in a mixed entangled state which has far less than maximal entanglement. However, we ideally want to distribute *maximal* entanglement (for example a *Bell state*) between two well separated sites so that quantum communication schemes such as teleportation, dense coding or remote gates for linking separated quantum processors can be perfectly accomplished. One way to achieve this aim is to use entanglement distillation [32], but this would require many entangled pairs to be shared in parallel, subsequent gates between them and perfectly entangled pairs obtained only in the asymptotic limit from the initial mixed states. Another way to achieve this is to use engineered chains [33]. However, quantum chains with specific engineered couplings would be harder to produce than those with uniform couplings. So, a naturally arising question would be the following: can we design a protocol to create a Bell state between separated parties using uniformly coupled chains of quantum systems?

Here, we consider a spin graph-based scheme that performs *both* the conclusive creation and the distribution of entanglement, avoiding the difficulties of interfacing systems performing these tasks separately. We propose a protocol, the final result of which shall be that two distant parties (to whom we shall refer as Alice and Bob) share a maximally entangled Bell pair,

$$|\psi_{AB}^+\rangle = \frac{1}{\sqrt{2}} [| +1\rangle_A | -1\rangle_B + | -1\rangle_A | +1\rangle_B], \quad (1)$$

which may then subsequently be used for any quantum informational task, such as superdense coding or teleportation [32]. We consider only maximally entangled states, since we wish to avoid the distillation and purification that would be required were non-maximally entangled states produced.

The proposed system differs from many other sys-

*Electronic address: c.hadley@ucl.ac.uk

tems in that the Hamiltonian is not that of a Heisenberg model, but is SU(3)-invariant and permutes three states. The scheme requires minimal control, requiring only the encoding of two qutrits in a pure state by a third party, Charlie (a local unitary), a local projective measurement by both Alice and Bob, and a global “re-setting” of the lattice. The scheme shares some of the advantages of the dual rail based scheme [3, 4, 5], which, although interpretable as a single SU(3) chain, is only a scheme for transmitting quantum states or pregenerated entanglement. The current scheme differs from this from the point of view of being able to additionally generate the entanglement in the course of distribution.

I. THE SYSTEM

Our system is a graph of “qutrits” (three-level objects, the states of which we shall label $\{-1, 0, +1\}$) coupled by SU(3) “swap operators”. We consider two graphs—a cross and loop—for comparison.

Let each vertex of the graph be labelled by an index $n \in [1, N]$, and let $\{S_\beta^\alpha(n)\}$ be the generators of SU(3) at the n^{th} qutrit satisfying the algebra [34]

$$[S_\alpha^\beta(m), S_\sigma^\rho(n)] = \delta_n^m \{\delta_\alpha^\rho S_\sigma^\beta(n) - \delta_\sigma^\beta S_\alpha^\rho(n)\}. \quad (2)$$

The indices α, β refer to the states, and $S_\beta^\alpha(n)$ swaps the states labelled by α and β at vertex n . The Hamiltonian is thus [34, 35, 36]

$$H = J \sum_{\langle m, n \rangle} \Pi_{m, n}, \quad (3)$$

where the operator

$$\Pi_{m, n} = \sum_{\alpha, \beta} S_\alpha^\beta(m) S_\beta^\alpha(n) \quad (4)$$

permutes the states at vertices m and n and the sum is taken over all neighbouring vertices m, n [48] and all states α, β .

A greatly important point to notice is that the generators may be given either bosonic [37] or fermionic [34] representations in terms of creation and annihilation operators according to $S_\beta^\alpha(n) = c^{\dagger\alpha}(n)c_\beta(n)$. The physics is representation independent, giving rise to a variety of potential physical implementations. Indeed, possible realizations of SU(3)-invariant Hamiltonians include optical lattices [38], trapped ions [39, 40] and quantum dots [41].

The state of the whole system may be described in terms of basis vectors $|\psi\rangle = |\psi_1\rangle \otimes \cdots \otimes |\psi_N\rangle$, residing in a Hilbert space of dimension 3^N , where $|\psi_n\rangle$ is the state at the n^{th} site. However, since the Hamiltonian merely permutes states, the numbers of $+1$ and -1 excitations are individually conserved; thus we may describe the state in terms of a smaller basis. We shall here consider the case where there is always one qutrit in either of

the states ± 1 , and thus for convenience use the compact basis $\{|i, j\rangle\}_{i \neq j=1}^N$, where i, j are respectively the indices of the lattice sites where the states $+1$ and -1 reside; this basis has size ${}^N P_2 = N(N-1)$.

II. PROTOCOL: ONE MEASUREMENT

Initially, each lattice site is set to the state $|0\rangle$. For the cross (Figure 1), Charlie has control of sites 1 and 2, and encodes these in the state $|+1\rangle_1 |-1\rangle_2$ (or equivalently $|1, 2\rangle$ in the reduced basis). For the loop (Figure 2), Charlie has control of vertices $\frac{N}{2}$ and $\frac{N}{2} - 1$ and encodes these in the similar state $|\frac{N}{2}, \frac{N}{2} - 1\rangle$.

The system is then allowed to evolve under the Hamiltonian (3). Under this evolution, as it only swaps states of neighbouring qutrits, the system is always in a state with exactly one qutrit in $|+1\rangle$, one in $|-1\rangle$ and the remainder in $|0\rangle$. After a given time Alice and Bob perform at their respective qutrits the composite, local projective measurement

$$M = [|+1\rangle_A \langle +1|_A + |-1\rangle_A \langle -1|_A] \otimes [|+1\rangle_B \langle +1|_B + |-1\rangle_B \langle -1|_B], \quad (5)$$

which effectively tests for the Bell state $|\psi_{AB}^+\rangle$, since the terms $|\pm 1\rangle_A \langle \pm 1|_A \otimes |\pm 1\rangle_B \langle \pm 1|_B$ always give null results. This allows the presence of a *global* state to be tested through *local* measurements. Each of the parentheses of M performs a *coarse grained measurement* at either Alice or Bob’s qutrit which differentiates between states $|\pm 1\rangle$ and $|0\rangle$, but does not distinguish between $|+1\rangle$ and $|-1\rangle$; *i.e.* it gives the *same* eigenvalue $+1$ for *both* outcomes $|+1\rangle$ and $|-1\rangle$, while it gives a different eigenvalue 0 for the outcome $|0\rangle$. We do not go into precise details such a coarse-grained measurement but only mention the fact that it is allowed by quantum mechanics. The precise mechanism may vary from one physical implementation of our protocol to another. In optical lattices, for example, if three internal atomic levels are being used as $|0\rangle$, $|+1\rangle$ and $|-1\rangle$, then by applying a laser of appropriate frequency and polarization Alice or Bob can *selectively* send an atom in the state $|0\rangle$ to an unstable excited state. When this state spontaneously decays (rather immediately), the fluorescence will tell us that the atom was in the state $|0\rangle$. The absence of fluorescence will imply that the atom was in either of the states $|+1\rangle$ or $|-1\rangle$ but not reveal whether it was actually $|+1\rangle$ or $|-1\rangle$. After the measurement, Alice and Bob perform classical communication to compare measurement outcomes. If both have positive measurements (*i.e.* both of their measurements register $|\pm 1\rangle$), Alice and Bob conclusively [49] share the state (1); if the wave function in the $\{|i, j\rangle\}$ basis is $\sum_{i \neq j=1}^N a_{i, j} |i, j\rangle$ immediately before the measurement this occurs with a probability

$$p^{(1)}(t) = \frac{1}{2} |a_{N, N-1} + a_{N-1, N}|^2. \quad (6)$$

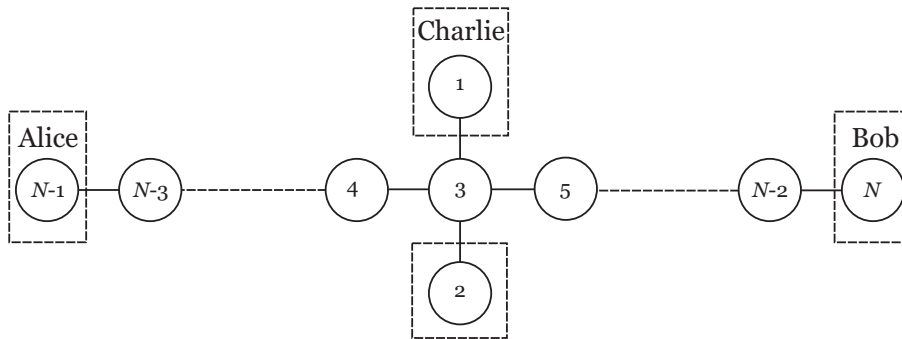


FIG. 1: The “cross” graph of qutrits: each circle represents a three-level quantum system with states $\{-1, 0, +1\}$, and the number inside the circle is the vertex index $n \in [1, N]$; lines between qutrits represent the permutation operator (4). The qutrits are numbered such that all the even indices are in Alice’s arm of the cross, and all the odd indices are in Bob’s arm. The rectangles show the limitations of each person’s control.

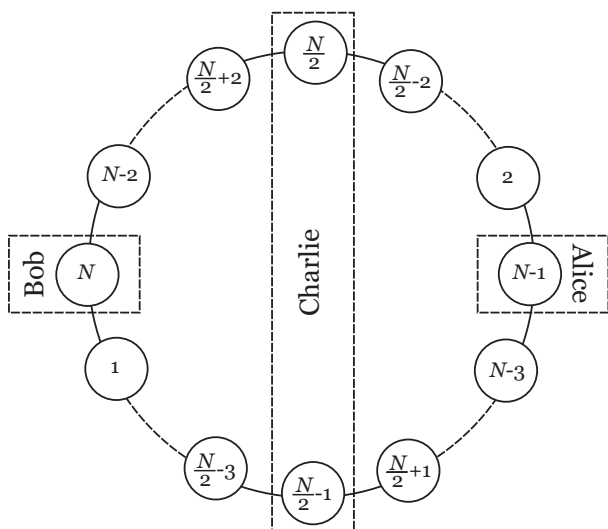


FIG. 2: The “loop” graph of qutrits: as in Figure 1 each circle represents a qutrit, labelled n . Note that the Charlie’s qutrits could be close together, with Alice and Bob separated by a large distance, or Charlie could be replaced by two distant parties, each in control of one of the qutrits $\frac{N}{2}$ and $\frac{N}{2} - 1$.

We have calculated numerically this probability for both the cross and the loop, for various sizes N of these. The probability is plotted against time in Figure 3.

Results for the cross show a characteristic initial peak shortly after the state for all $N \neq 5$. This would be the optimum time to measure. The special case $N = 5$ arises because of the symmetry of the system. We later discuss methods of improving the success probability.

For the loop, there is less of a characteristic pattern, although there remains a large peak. The simplest case $N = 4$ has a periodic peak probability of 50%.

For both graphs, the peak probability decreases with N (see Figure 4).

III. PROTOCOL: REPEATED MEASUREMENTS I

In order to improve the probability of success, one can repeat the protocol many times until success occurs. If the peak probability of success is p , the cumulative probability after n repetitions of this protocol is

$$P(n) = \sum_{k=1}^n p(1-p)^{k-1}. \quad (7)$$

Since this is a geometric progression, it is clear that $\lim_{n \rightarrow \infty} P(n) = 1$. The question is how quickly this converges. In Tables I and II we have calculated the number of measurements required to obtain success with a probability of at least 0.90, 0.95 and 0.99 for the cross and loop respectively, when we take measurements at the peak of the probability. In general it is clear that to obtain success with probability in excess of some q , the number of measurements n must satisfy

$$n \geq \frac{\log(1-q)}{\log(1-p)}. \quad (8)$$

We see that the probability of success converges relatively quickly; however, the system needs to be reset at each stage after an unsuccessful measurement. If the three levels of each qutrit are represented by hyperfine levels of atoms, with energy of atoms in $|0\rangle$ lower in a magnetic field than atoms in $|\pm 1\rangle$, then the resetting can be achieved by applying a uniform magnetic field to the system and bringing it to its ground state (this resetting process, of course, is not unitary). Optical pumping, as used to initialize quantum registers in optical lattices, can also be used [42]. In other physical implementations, cooling the system to a ground state could be possible.

Note that in principle, resetting could be achieved through local actions of Alice and Bob. Upon unsuccessful measurement, Alice and Bob continue to measure periodically, and when one receives an excitation, he or

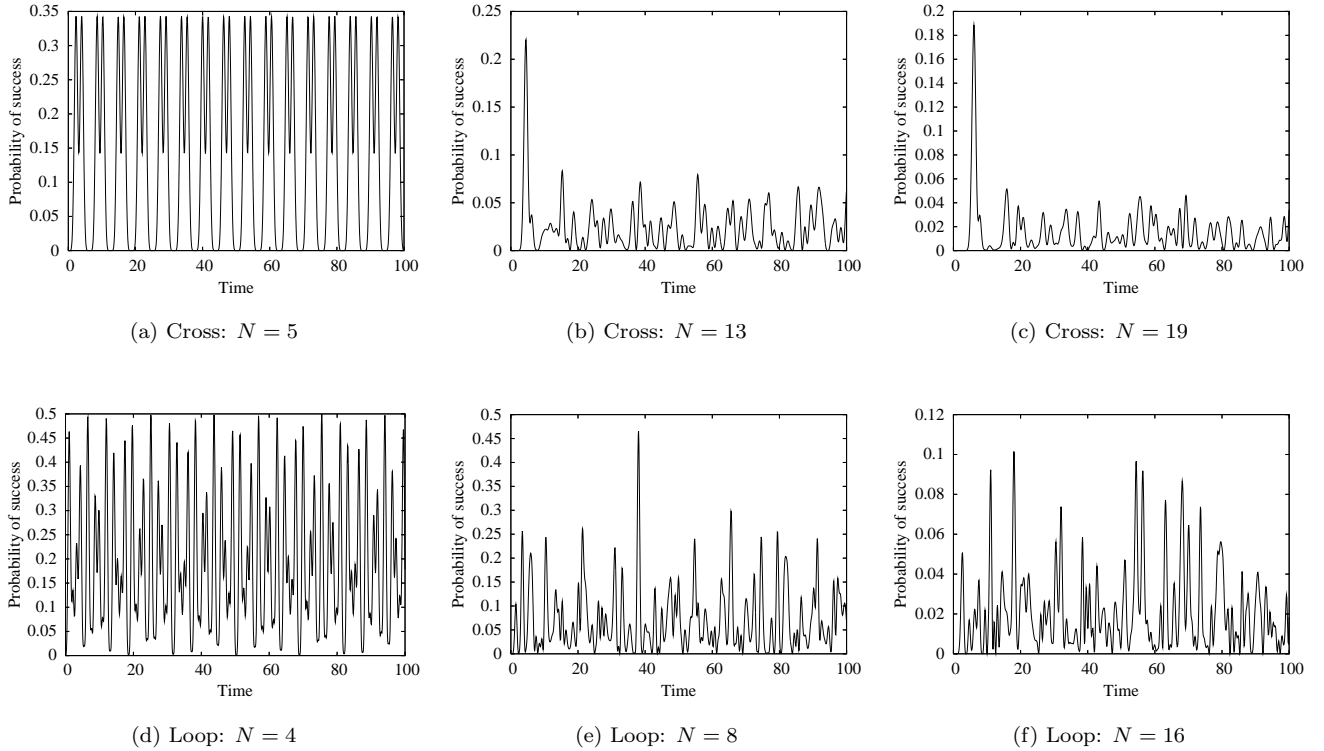


FIG. 3: Probability of success [*i.e.* measurement (5) resulting in Alice and Bob sharing a Bell state (1)] as a function of time t for various N . The time is in units of $\hbar J^{-1}$.

she swaps the qutrit out of the system for a new qutrit in the state $|0\rangle$. Alice and Bob continue until two excitations have been removed in this way; they then know that the whole lattice is in the initial state.

IV. PROTOCOL: REPEATED MEASUREMENTS II

In order to reduce the number of times the system is reset, we now propose another protocol. First, let us consider in more detail what happens when the measurement (5) is applied. This measurement distinguishes between $|\pm 1\rangle$ and $|0\rangle$ at each site. There are thus four possible outcomes: (i) both measurements are negative, giving the state $|0\rangle_A |0\rangle_B$, with the excitations remaining elsewhere in the system; (ii) Alice's measurement is positive, and Bob's negative, giving the state $|\pm 1\rangle_A |0\rangle_B$ [50]; (iii) Alice's is negative, and Bob's positive, giving the state $|0\rangle_A |\pm 1\rangle_B$; (iv) both are positive, and Alice and Bob share the state (1).

In each case, the resultant overall wave function will be different. If the wave function in the $\{|i, j\rangle\}$ basis is $\sum_{i \neq j=1}^N a_{i,j} |i, j\rangle$ immediately before the measurement,

these will be for the both cross and the loop, respectively:

$$|\psi_1\rangle = \frac{\sum_{i \neq j=1}^{N-2} a_{i,j} |i, j\rangle}{\sqrt{\sum_{i \neq j=1}^{N-2} |a_{i,j}|^2}}; \quad (9)$$

$$|\psi_2\rangle = \frac{\sum_{j=1}^{N-2} (a_{N-1,j} |N-1, j\rangle + a_{j,N-1} |j, N-1\rangle)}{\sqrt{\sum_{j=1}^{N-2} (|a_{N-1,j}|^2 + |a_{j,N-1}|^2)}}; \quad (10)$$

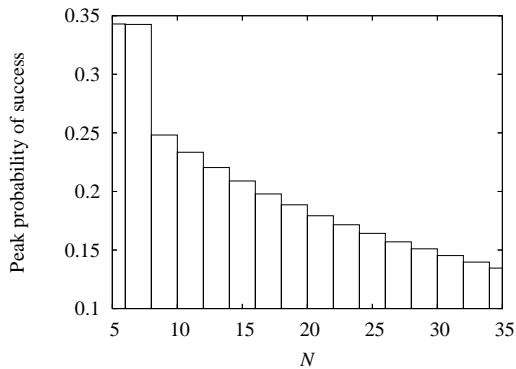
$$|\psi_3\rangle = \frac{\sum_{j=1}^{N-2} (a_{N,j} |N, j\rangle + a_{j,N} |j, N\rangle)}{\sqrt{\sum_{j=1}^{N-2} (|a_{N,j}|^2 + |a_{j,N}|^2)}}; \quad (11)$$

$$|\psi_S\rangle = \frac{1}{\sqrt{2}} [|N-1, N\rangle + |N, N-1\rangle]; \quad (12)$$

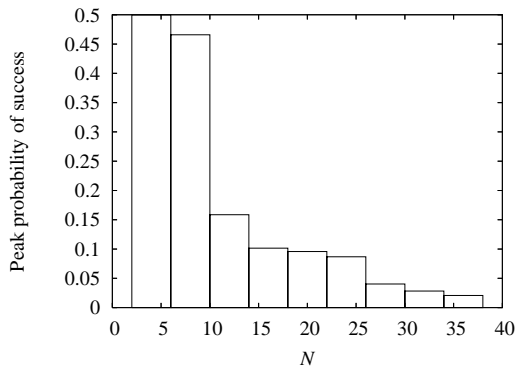
where Alice's qutrit is at vertex $N-1$ and Bob's at N , and of course $\sum_{i \neq j=1}^N |a_{i,j}|^2 = 1$.

If the measurement is unsuccessful, we end up with one of the states $|\psi_{1-3}\rangle$. Since the measurement has not totally destroyed the amplitude of the excitations existing in the system, we may take another measurement some time later.

However, it is difficult numerically to consider simultaneously the separate evolutions of the states $|\psi_{1-3}\rangle$. Since the states $|\psi_{2,3}\rangle$ are asymmetric (*i.e.* Alice and Bob do not have the same local states), let us consider taking



(a) Cross



(b) Loop

FIG. 4: Peak probability of success as a function of N for one measurement

repeated measurements only on the outcome $|\psi_1\rangle$, which possesses the same symmetry at the target state and thus seems most likely that it will lead to this.

Our protocol now is that at each measurement, if the outcomes $|\psi_{2,3}\rangle$ occur, Alice, Bob and Charlie reset all qutrits to $|0\rangle$ and start again. All possible outcomes are represented diagrammatically in Figure 5.

It is clear that the cumulative probability of success occurring by the n^{th} measurement without having to restart is then

$$\bar{P}_n(t_1, \dots, t_n) = p_S^{(1)}(t_1) + \sum_{j=2}^n p_S^{(j)}(t_j) \prod_{i=1}^{j-1} p_1^{(i)}(t_i) \quad (13)$$

for n measurements at times t_{1-n} . Alice and Bob's strategy should be to attempt to maximise this with respect to t_{1-n} , where $p_k^{(i)}(t_i)$ is the probability of outcome $k \in \{1, 2, 3, S\}$ at the i^{th} measurement.

When considering only one measurement, the optimum strategy was to measure when the probability of success was at a peak. Here however, three strategies naturally

N	q		
	0.90	0.95	0.99
5	6	8	11
7	6	8	11
9	9	11	17
11	9	12	18
13	10	13	19
15	10	13	20
17	11	14	21
19	12	15	23
21	12	16	24
23	13	16	25
25	13	17	26
27	14	18	27
29	15	19	29
31	15	20	30
33	16	20	31
35	16	21	32

TABLE I: Cross: number of measurements required to obtain at least desired probability of success q for various N .

N	q		
	0.90	0.95	0.99
4	4	5	7
8	4	5	8
12	14	18	27
16	22	28	44
20	23	30	46
24	26	33	51
28	57	73	113
32	81	105	161
36	110	143	220

TABLE II: Loop: number of measurements required to obtain at least desired probability of success q for various N .

present themselves when considering at what time each successive measurement should be taken: (i) measure when the probability of success is at a peak, as above; (ii) measure when the probability of states $|\psi_{2,3}\rangle$ is at a minimum, so we are minimizing the amount of wavefunction we are “throwing away”; (iii) measure when the difference between the probability of success and the probability of receiving the states $|\psi_{2,3}\rangle$ is maximized.

There is an important point to notice here: since we are taking measurements when the one-shot probability of success is at a maximum, the time of the n^{th} measurement depends on the route taken through all the possibilities in Figure 5. Any problems caused by this could be rectified by taking measurements at regular time intervals, such that $t_k = k\tau$ for all k . However, we shall continue to optimise the probabilities at each stage according to the three strategies (i)–(iii), since taking measurements at regular intervals may cause some measure-

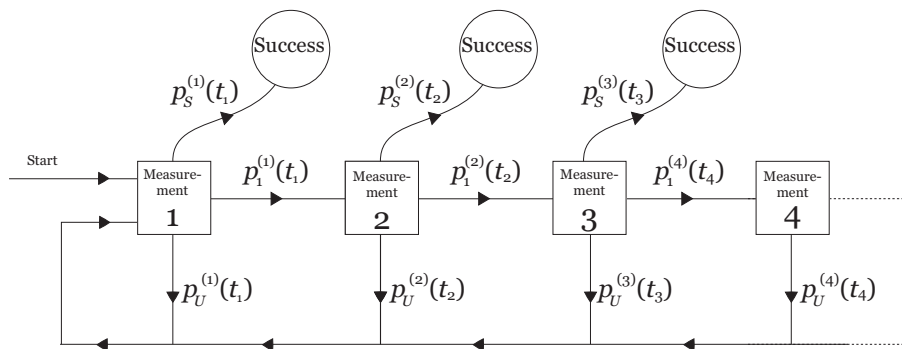


FIG. 5: Diagrammatic representation of protocol discussed in Section IV. Alice and Bob's route through the diagram starts on the left. At each measurement, there are three types of outcome: success, a state $|\psi_1\rangle$ (upon which they carry on, represented by rightwards arrows), or state $|\psi_{2,3}\rangle$ (upon which they reset and start again, represented by downwards arrows).

ments to be taken at troughs in the success probability, thus causing the system to require more measurements.

A moment's thought should convince one that the cumulative probability of success will tend towards unity with increased number of measurements, since we should receive the state eventually. Let us denote single event probabilities by lower-case p 's, and joint probabilities

with upper-case P 's. Now, we reset the state on measurement of either of these states $|\psi_{2,3}\rangle$. The probability of receiving either of these and thus requiring restarting at the i^{th} measurement is $p_U^{(i)}(t_i) = p_2^{(i)}(t_i) + p_3^{(i)}(t_i)$.

The total probability of receiving the state by the n^{th} measurement is then

$$P_n(t_1, \dots, t_n) = \bar{P}_n(t_1, \dots, t_n) + p_U^{(1)}(t_1)P_{n-1}(t_2, \dots, t_n) + \sum_{j=2}^{n-1} \left\{ \prod_{i=1}^{j-1} p_1^{(i)}(t_i) \right\} p_U^{(j)}(t_j) P_{n-j}(t_{j+1}, \dots, t_n) \quad (14)$$

$$= \bar{P}_n(t_1, \dots, t_n) + p_U^{(1)}(t_1)P_{n-1}(t_1, \dots, t_{n-1}) + \sum_{j=2}^{n-1} \left\{ \prod_{i=1}^{j-1} p_1^{(i)}(t_i) \right\} p_U^{(j)}(t_j) P_{n-j}(t_1, \dots, t_{n-j}), \quad (15)$$

where we have used the fact that $P_{n-j}(t_{j+1}, \dots, t_n) = P_{n-j}(t_1, \dots, t_{n-j})$. This formula for the total cumulative probability can be built up iteratively, since one can find $P_{n+1}(t_1, \dots, t_{n+1})$ from knowing $P_1(t_1), \dots, P_n(t_1, \dots, t_n)$. Note that the \bar{P}_n are already known from previous numerical calculations in Section II.

For this protocol to work arbitrarily well, we would like it to be the case that

$$\lim_{n \rightarrow \infty} P_n(t_1, \dots, t_n) = 1. \quad (16)$$

We now give a simple argument that this is indeed the case. Let m be the number of times the system has to be reset, and n the total number of measurements taken, and make the assumption that if the probability p_U of having to reset is zero at some time there exists at least one subsequent time at which is non-zero, such that as $n \rightarrow \infty$, so too does $m \rightarrow \infty$. It is then possible to say that the probability of success occurring between the j^{th} and $(j+1)^{\text{th}}$ resettings is always greater than or equal to the

probability p of the initial peak, since measuring again can only increase or have no effect on the cumulative probability. This then implies

$$\lim_{n \rightarrow \infty} P_n(t_1, \dots, t_n) \geq \lim_{m \rightarrow \infty} \sum_{k=1}^m p(p-1)^{k-1} = 1, \quad (17)$$

and thus (16) is satisfied.

We have calculated the quantity $P_n(t_1, \dots, t_n)$ for various values of n and N , and found that this quantity does indeed converge to unity, but much more slowly than the simple repetition proposed in Section III. For small systems though, the rate of convergence using the two protocols is comparable (see Tables III, IV); however, the protocol based on the conditional resetting of the system has the obvious advantage that the system does not need to be reset at each stage.

We noted above that there was an initial peak in the success probability, after which the probability fell substantially. Such a peak becomes much diminished on subsequent measurements, causing the convergence of the

Measurement	Protocol II			Protocol I		
	$N = 5$	$N = 7$	$N = 9$	$N = 5$	$N = 7$	$N = 9$
1	0.3429	0.3426	0.2482	0.3429	0.3426	0.2482
2	0.5294	0.5091	0.3966	0.5682	0.5679	0.4735
3	0.6667	0.5937	0.4794	0.7162	0.7160	0.6216
4	0.7620	0.6614	0.5344	0.8136	0.8133	0.7189
5	0.8280	0.7061	0.5737	0.8775	0.8772	0.7828
6	0.8741	0.7461	0.6065	0.9195	0.9192	0.8248
7	0.9066	0.7857	0.6311	0.9471	0.9468	0.8524
8	0.9301	0.8214	0.6510	0.9652	0.9649	0.8705
9	0.9478	0.8481	0.6678	0.9771	0.9769	0.8825
10	0.9608	0.8687	0.6831	0.9850	0.9847	0.8903

TABLE III: Cross: convergence of probabilities under protocol proposed in Section IV compared with simple repetition, as discussed in Section III.

Measurement	Protocol II			Protocol I		
	$N = 4$	$N = 8$	$N = 12$	$N = 4$	$N = 8$	$N = 12$
1	0.4998	0.4658	0.1586	0.4998	0.4658	0.1586
2	0.7333	0.5566	0.2485	0.7498	0.7146	0.2920
3	0.8578	0.6085	0.3234	0.8748	0.8475	0.4042
4	0.9242	0.6522	0.3959	0.9374	0.9186	0.4987
5	0.9596	0.7056	0.4623	0.9687	0.9565	0.5782
6	0.9785	0.7350	0.5179	0.9843	0.9768	0.6451
7	0.9885	0.7740	0.5676	0.9922	0.9876	0.7013
8	0.9939	0.8061	0.6128	0.9961	0.9934	0.7487
9	0.9967	0.8424	0.6509	0.9981	0.9965	0.7885
10	0.9983	0.8646	0.6863	0.9990	0.9981	0.8221

TABLE IV: Loop: convergence of probabilities under protocol proposed in Section IV compared with simple repetition, as discussed in Section III.

success probability to slow as the excitation disperses over the system.

V. SUMMARY

We have proposed a system that performs *both* the creation and distribution of entanglement. These tasks are fundamental to any physical realization of a quantum computer or quantum “circuit”, where the ability to create entanglement *in situ* without needing to interfacing different physical systems would be ideal. Our protocol, for example, could be used to establish a shared Bell state between two optical lattice quantum computers or two quantum dot quantum computers without interfacing atomic systems or quantum dot systems with photons. It is also directly motivated by schemes of entanglement transfer and entanglement generation and transfer with minimal control cited in the introduction. As opposed to the previous protocols of the latter class, here we conditionally establish a perfect Bell state between Alice and Bob.

The system conclusively creates a maximally-

entangled Bell state with a certain probability, which varies with the size of the lattice. This probability may be improved by repeating the measurement, or using the more complicated protocol for small lattices. Advantages of the scheme include the ability to continue to take measurements without destroying the information, and the fact that Alice and Bob test for a global state using local measurements and classical communication. The only stage that requires a global action is the resetting of the lattice, though we have noted that in principle this may also be performed through local actions.

The probability of success can be slightly lower than hoped, for larger lattices, but we have shown that it is possible for this to tend to unity upon repetition, and it may be the case in future work that the inclusion of the states $|\psi_{2,3}\rangle$ causes the system to converge without needing to reset. With the existing protocols we have found that qutrits separated by a distance of 33 lattice sites (for a cross of $N = 35$) can share a Bell state with 90 percent probability of success in just 16 measurements. This might be a reasonable separation of two distinct quantum processors which need to be hooked up for greater processing power.

Our study also provides further insight into the application of SU(3)-invariant Hamiltonians in a quantum information context, which has produced some interesting developments in recent years [43, 44, 45, 46]. Further results are expected in this direction, especially in view of the discovery that qutrit implementations optimize the Hilbert space dimensionality [47]. These developments could also lead to novel perspectives concerning the coherent manipulation of quantum information in many-body systems.

VI. ACKNOWLEDGMENTS

C.H. and S.B. acknowledge financial support from the UK Engineering and Physical Sciences Research Council through Grants EP/P500559/1 and GR/S62796/01, respectively. This research is part of QIP IRC www.qipirc.org (GR/S82176/01), through which A.S. is supported. We thank Kurt Jacobs and Vladimir Korepin for very useful discussions, and Daniel Burgarth for pointing out that we can reset the system through local operations.

APPENDIX A: SYMMETRY OF BELL STATE ON CROSS

Since our aim is to create a maximally entangled bipartite state, it could be asked why we are considering the state $|\psi_{AB}^+\rangle$ alone, and not the more general state

$$|\psi_{AB}^\phi\rangle = \frac{1}{\sqrt{1+|r|^2}} [| +1\rangle_A | -1\rangle_B + r e^{i\phi} | -1\rangle_A | +1\rangle_B]. \quad (\text{A1})$$

Bosons:

$$[S_{\alpha,i}^\beta, S_{\sigma,j}^\rho] = \delta_{ij} [b_{\beta,i}^\dagger b^{\alpha,i}, b_{\rho,i}^\dagger b^{\sigma,i}] \quad (\text{B1})$$

$$= \delta_{ij} \left\{ [b_{\beta,i}^\dagger, b_{\rho,i}^\dagger] b^{\sigma,i} b^{\alpha,i} + b_{\rho,i}^\dagger [b_{\beta,i}^\dagger, b^{\sigma,i}] b^{\alpha,i} + b_{\beta,i}^\dagger [b^{\alpha,i}, b_{\rho,i}^\dagger] b^{\sigma,i} + b_{\beta,i}^\dagger b_{\rho,i}^\dagger [b^{\alpha,i}, b^{\sigma,i}] \right\} \quad (\text{B2})$$

$$= \delta_{ij} \left\{ -b_{\rho,i}^\dagger \delta_{\beta\sigma} b^{\alpha,i} + b_{\beta,i}^\dagger \delta_{\alpha\rho} b^{\sigma,i} \right\} \quad (\text{B3})$$

$$= \delta_{ij} \left\{ \delta_{\alpha\rho} S_{\sigma,i}^\beta - \delta_{\beta\sigma} S_{\alpha,i}^\rho \right\} \quad \square \quad (\text{B4})$$

Fermions:

$$[S_{\alpha,i}^\beta, S_{\sigma,j}^\rho] = \delta_{ij} [c_{\beta,i}^\dagger c^{\alpha,i}, c_{\rho,i}^\dagger c^{\sigma,i}] \quad (\text{B5})$$

$$= \delta_{ij} \left\{ [c_{\beta,i}^\dagger, c_{\rho,i}^\dagger] c^{\sigma,i} c^{\alpha,i} + c_{\rho,i}^\dagger [c_{\beta,i}^\dagger, c^{\sigma,i}] c^{\alpha,i} \right\} \quad (\text{B6})$$

$$= \delta_{ij} \left\{ \left\{ c_{\rho,i}^\dagger, c_{\beta,i}^\dagger \right\} c^{\sigma,i} c^{\alpha,i} - c_{\rho,i}^\dagger \left\{ c^{\sigma,i}, c_{\beta,i}^\dagger \right\} c^{\alpha,i} + c_{\beta,i}^\dagger \left\{ c_{\rho,i}^\dagger, c^{\alpha,i} \right\} c^{\sigma,i} - c_{\beta,i}^\dagger c_{\rho,i}^\dagger \left\{ c^{\sigma,i}, c^{\alpha,i} \right\} \right\} \quad (\text{B7})$$

$$= \delta_{ij} \left\{ -c_{\rho,i}^\dagger \delta_{\beta\sigma} c^{\alpha,i} + c_{\beta,i}^\dagger \delta_{\rho\alpha} c^{\sigma,i} \right\} \quad (\text{B8})$$

$$= \delta_{ij} \left\{ \delta_{\rho\alpha} S_{\sigma,i}^\beta - \delta_{\sigma\beta} S_{\alpha,i}^\rho \right\} \quad \square \quad (\text{B9})$$

However, by considering the symmetry of the graph, it is clear that the probability of this state is always zero unless $\phi = 0$.

In fact, the dynamics are manifestly symmetric under the exchange of Alice and Bob's site, and between sites 1 and 2. Suppose we have the evolution

$$| +1\rangle_1 | -1\rangle_2 \xrightarrow{U} | +1\rangle_A | -1\rangle_B + r e^{i\phi} | -1\rangle_A | +1\rangle_B. \quad (\text{A2})$$

Now let us permute the indices of sites 1 and 2 (or equivalently rotate the graph around the Alice–Bob axis) [51], and then invoke the symmetry of the group by permuting the states ± 1 . We then have:

$$| +1\rangle_1 | -1\rangle_2 \xrightarrow{U} | -1\rangle_A | +1\rangle_B + r e^{i\phi} | +1\rangle_A | -1\rangle_B. \quad (\text{A3})$$

Since the labelling must not affect the situation physically, we can see by comparing equations (A2) and (A3) that we must have $r e^{i\phi} = 1$.

APPENDIX B: COMMUTATION RELATIONS

We asserted above that the SU(N) algebra (2) is satisfied by both fermionic and bosonic creation and annihilation operators. Here we shall verify this general result.

By definition bosons satisfy the commutation relations $[b^i, b^j] = 0$, $[b_i^\dagger, b_j^\dagger] = 0$, $[b^i, b_j^\dagger] = \delta_{ij}$ and for fermions we have the anti-commutation relations $\{c^i, c^j\} = 0$, $\{c_i^\dagger, c_j^\dagger\} = 0$, $\{c^i, c_j^\dagger\} = \delta_{ij}$.

Let us define operators $S_{\alpha,i}^\beta = b_{\beta,i}^\dagger b^{\alpha,i}$ and $S_{\alpha,i}^\beta = c_{\beta,i}^\dagger c^{\alpha,i}$ in the bosonic and fermionic case, respectively (where i refers to the species, and α, β to the state). Making use of the standard commutation and anti-commutation relations, we find [52] the following:

-
- [1] S. Bose, Phys. Rev. Lett. **91**, 207901 (2003).
- [2] V. Subrahmanyam, Phys. Rev. A **69**, 034304 (2004).
- [3] D. Burgarth and S. Bose, Phys. Rev. A **71**, 052315 (2005).
- [4] D. Burgarth and S. Bose, New J. Phys. **7**, 135 (2005).
- [5] D. Burgarth, V. Giovanetti, and S. Bose, J. Phys. A: Math. Gen. **38**, 6793 (2005).
- [6] M. Christandl, N. Datta, T. C. Dorlas, A. Ekert, A. Kay, and A. J. Landahl, Phys. Rev. A **71**, 032312 (2005).
- [7] M. Christandl, N. Datta, A. Ekert, and A. J. Landahl, Phys. Rev. Lett. **92**, 187902 (2004).
- [8] A. Kay and M. Ericsson, New J. Phys. **7**, 143 (2005).
- [9] G. M. Nikolopoulos, D. Petrosyan, and P. Lambropoulos, Europhys. Lett. **65**, 297 (2004).
- [10] M.-H. Yung and S. Bose, Phys. Rev. A **71**, 032310 (2005).
- [11] C. Albanese, M. Christandl, N. Datta, and A. Ekert, Phys. Rev. Lett. **93**, 230502 (2004).
- [12] S. Clark, C. Moura Alves, and D. Jaksch, New J. Phys. **7**, 124 (2005).
- [13] H. Haselgrove, quant-ph/0404152 (2004).
- [14] T. J. Osborne and N. Linden, Phys. Rev. A **69**, 052315 (2004).
- [15] Y. Li, T. Shi, B. Chen, Z. Song, and C. P. Sun, Phys. Rev. A **71**, 022301 (2005).
- [16] M. B. Plenio and F. L. S. ao, New J. Phys. **7**, 73 (2005).
- [17] M. Paternostro, G. M. Palma, M. S. Kim, and G. Falci, Phys. Rev. A **71**, 042311 (2005).
- [18] S. Bose, B.-Q. Jin, and V. E. Korepin, Phys. Rev. A **72**, 022345 (2005).
- [19] Y. Li, Z. Song, and C. P. Sun, quant-ph/0504175 (2005).
- [20] L. Amico, A. Osterloh, F. Plastina, R. Fazio, and G. M. Palma, Phys. Rev. A **69**, 022304 (2004).
- [21] J. Fitzsimons and J. Twamley, quant-ph/0506053 (2005).
- [22] S. M. Giampaolo, F. Illuminati, A. D. Lisi, and S. D. Siena, quant-ph/0503107 (2005).
- [23] Z. Song and C. P. Sun, Fiz. Nizk. Temp. **31**, 907 (2005).
- [24] F. de Pasquale, G. Giorgi, and S. Paganelli, Phys. Rev. Lett. **93**, 120502 (2004).
- [25] A. Romito, R. Fazio, and C. Bruder, Phys. Rev. B **71**, 100501(R) (2005).
- [26] J. I. Cirac, P. Zoller, H. J. Kimble, and H. Mabuchi, Phys. Rev. Lett. **78**, 3221 (1997).
- [27] A. Biswas and G. S. Agarwal, Phys. Rev. A **70**, 022323 (2004).
- [28] J. Eisert, M. B. Plenio, S. Bose, and J. Hartley, Phys. Rev. Lett. **93**, 190402 (2004).
- [29] M. Paternostro, M. S. Kim, E. Park, and J. Lee, Phys. Rev. A **72**, 052307 (2005).
- [30] A. Perales and M. B. Plenio, J. Opt. B: Quantum Semiclass. Opt. **7**, S601 (2005).
- [31] M. B. Plenio, J. Eisert, and J. Hartley, New J. Phys. **6**, 36 (2004).
- [32] C. H. Bennett and D. P. DiVincenzo, Nature (London) **404**, 247 (2000).
- [33] M.-H. Yung, D. Leung, and S. Bose, Quantum Inf. Comput. **4**, 174 (2004).
- [34] M. N. Kiselev, H. Feldmann, and R. Oppermann, Eur. Phys. J. B **22**, 53 (2001).
- [35] N. Read and S. Sachdev, Nucl. Phys. B **316**, 609 (1988).
- [36] B. Sutherland, Phys. Rev. B **12**, 3795 (1975).
- [37] D. P. Arovas and A. Auerbach, Phys. Rev. B **38**, 316 (1988).
- [38] K. Osterloh, M. Baig, L. Santos, P. Zoller, and M. Lewenstein, Phys. Rev. Lett. **95**, 010403 (2005).
- [39] A. B. Klimov, R. Guzmán, J. C. Retamal, and C. Saavedra, Phys. Rev. A **67**, 062313 (2005).
- [40] D. McHugh and J. Twamley, New J. Phys. **7**, 174 (2005).
- [41] A. V. Onufriev and J. B. Marston, Phys. Rev. B **59**, 12573 (1999).
- [42] D. Schrader, I. Dotsenko, M. Khudaverdyan, Y. Miroshnychenko, A. Rauschenbeutel, and D. Meschede, Phys. Rev. Lett. **93**, 150501 (2004).
- [43] D. Bruß and C. Macchiavello, Phys. Rev. Lett. **88**, 127901 (2002).
- [44] N. J. Cerf, M. Bourennane, A. Karlsson, and N. Gisin, Phys. Rev. Lett. **88**, 127902 (2002).
- [45] T. Durt, N. J. Cerf, N. Gisin, and M. Żukowski, Phys. Rev. A **67**, 012311 (2003).
- [46] R. W. Spekkens and T. Rudolph, Phys. Rev. A **65**, 012310 (2001).
- [47] A. D. Greentree, S. G. Schirmer, F. Green, L. C. L. Hollenberg, A. R. Hamilton, and R. G. Clark, Phys. Rev. Lett. **92**, 097901 (2004).
- [48] The sign of J is unimportant, as this only sets the energetic ordering of the states.
- [49] By “conclusively”, we mean when success occurs, Alice and Bob are aware of this.
- [50] The measurement cannot distinguish these states.
- [51] Since the sites are distinguishable, we do not need to worry about the accumulation of a phase here.
- [52] We have used $[AB, C] = [A, C]B + A[B, C]$ and $[A, BC] = [A, B]C + B[A, C]$, and for the fermionic case we have also used $[A, BC] = \{B, A\}C - B\{C, A\}$.