

Classical and quantum coupled oscillators: symplectic structure

A. R. Bosco de Magalhães,^{*} C. H. d'Ávila Fonseca,[†] and M.C. Nemes[‡]

Departamento de Física, ICEX, Universidade Federal de Minas Gerais,

C.P. 702, 30161-970 Belo Horizonte, MG, Brazil

(Dated: October 9, 2018)

Abstract

We consider a set of N linearly coupled harmonic oscillators and show that the diagonalization of this problem can be put in geometrical terms. The matrix techniques developed here allowed for solutions in both the classical and quantum regimes.

PACS numbers: 03.65.Yz, 45.20.Na, 45.30.+s, 45.20.Jj

Keywords: open systems, linearly coupled oscillators, geometrical methods

arXiv:quant-ph/0507140v3 3 Oct 2005

^{*}Electronic address: arbm@fisica.ufmg.br

[†]Electronic address: cazeitor@fisica.ufmg.br

[‡]Electronic address: carolina@fisica.ufmg.br

I. INTRODUCTION

Quantum mechanics is a theory constructed to deal with isolated systems. However, it is impossible to completely isolate a system from its surroundings, and usually it relax towards thermal equilibrium with the environment, a phenomenon called dissipation. Otherwise, the environment acts over the system due to its thermal fluctuations, leading to the destruction of pure quantum states in a much shorter time scale; this phenomenon is called decoherence [1, 2, 3].

Nowadays, the main theoretical proposal for describing dissipation and decoherence phenomena is to consider the system of interest plus the environment as a closed system and to determine the effective dynamics of the system of interest. This may be done exactly by projection technics [4], and the resulting equation is very useful for an abstract knowledge about the structure of the problem. However, since the exact equation that governs the dynamics of a quantum system is non Markovian and non linear, to obtain its solution is possible only in some very particular cases.

A model which has been very explored in the literature is the linearly coupled oscillators model proposed by A. Caldeira and A. J. Legget [5, 6]. In this model, the system of interest is a harmonic oscillator and the environment is modeled as huge set of oscillators in thermal equilibrium in a given temperature; the system-environment interaction is given by a linear coupling in the position of the oscillator of interest. The Caldeira-Legget model has been very successful in various areas of physics, particularly in quantum optics. As is well known, despite its quantitative success in the analysis of several experiments [7, 8], a sound derivation and understanding of the hypothesis involved in its derivation remain to this day an open question.

The objective of the present contribution is to understand in detail the classical and quantum symplectic structures of a system composed by an oscillator linearly coupled to $N - 1$ others without tracing out the $N - 1$ states which represent the environment. In particular we show that the exact problem possesses a simple physically transparent geometrical structure. In Section 2, we treat the classical oscillators. The $N = 2$ case is analyzed first; this problem, although very simple, is structurally rich, and clearly exhibits the geometrical nature of the solution: we analyze sections in the phase space which guide us in a sequence of variables transformations (a squeezing, a rotation and another squeezing) that give us the

system's normal modes. These transformations encountered for $N = 2$ are then used to find analogous transformations for the generic N case. In Section 3, we work with the quantum oscillators. The transformations encountered for the classical case are used there in order to find and analyze the normal modes of the system. Throughout this work we use matricial technics which have been very useful to express the algebra involved here in a clear and as short as possible form. In Section 4, we comment on our results and their relations with modern problems.

II. CLASSICAL SYSTEMS

A. Two Coupled Oscillators

Let us consider the two coupled oscillators' Hamiltonian

$$H = \frac{1}{2}\omega_1 (p_1^2 + q_1^2) + \frac{1}{2}\omega_2 (p_2^2 + q_2^2) + g q_1 q_2, \quad (1)$$

where q_i and p_i are canonical conjugate variables, g and ω_i are real numbers, $g < 0$ and $\omega_i > 0$. This may be concerned with the system represented in Fig. (1) for example, where we have two oscillators with masses m_i and elastic constants k_i coupled (position-position coupling) by a spring whose elastic constant is k . If we define \mathbf{q}_i as the displacement of mass m_i from the stable equilibrium position, and \mathbf{p}_i as its conjugate momentum, the Hamiltonian for this system will be

$$H = \frac{\mathbf{p}_1^2}{2m_1} + \frac{\mathbf{p}_2^2}{2m_2} + \frac{k_1}{2}\mathbf{q}_1^2 + \frac{k_2}{2}\mathbf{q}_2^2 + \frac{k}{2}(\mathbf{q}_2 - \mathbf{q}_1)^2,$$

which may be put in the form of equation (1) by setting

$$\alpha_i \equiv (m_i (k_i + k))^{\frac{1}{4}}, \quad \omega_i \equiv \sqrt{\frac{k_i + k}{m_i}}, \quad g \equiv -\frac{k}{\alpha_1 \alpha_2},$$

$$q_i \equiv \alpha_i \mathbf{q}_i \quad \text{and} \quad p_i \equiv \alpha_i^{-1} \mathbf{p}_i.$$

The Hamiltonian (1) may be written as a product of matrices:

$$H = \mathbf{x}^T \cdot \mathbf{H} \cdot \mathbf{x},$$

where

$$\mathbf{H} \equiv \frac{1}{2} \begin{pmatrix} \omega_1 & g & 0 & 0 \\ g & \omega_2 & 0 & 0 \\ 0 & 0 & \omega_1 & 0 \\ 0 & 0 & 0 & \omega_2 \end{pmatrix},$$

$$\mathbf{x}^T \equiv (q_1 \ q_2 \ p_1 \ p_2).$$

Consider a variables transformation determined by the matrix \mathbf{M} (whose inverse exist). In order to preserve Hamilton's equations, \mathbf{M} must obey the symplectic condition [9]:

$$\mathbf{M} \cdot \mathbf{J} \cdot \mathbf{M}^T = \mathbf{J},$$

where

$$\mathbf{J} \equiv \begin{pmatrix} \mathbf{0} & \mathbf{I} \\ -\mathbf{I} & \mathbf{0} \end{pmatrix},$$

$\mathbf{0}$ is a $N \times N$ null matrix and \mathbf{I} is a $N \times N$ identity matrix (here $N = 2$, in Section 2.2 N will be generic). In this new variables, the Hamiltonian is given by

$$H = \bar{\mathbf{x}}^T \cdot \bar{\mathbf{H}} \cdot \bar{\mathbf{x}},$$

where

$$\bar{\mathbf{x}} \equiv \mathbf{M} \cdot \mathbf{x} \quad \text{and} \quad \bar{\mathbf{H}} \equiv (\mathbf{M}^T)^{-1} \cdot \mathbf{H} \cdot \mathbf{M}^{-1}.$$

It will be very easy to find the equations of motion for the system if \mathbf{M} is such that $\bar{\mathbf{H}}$ has the form

$$\bar{\mathbf{H}} = \frac{1}{2} \begin{pmatrix} \Omega_+ & 0 & 0 & 0 \\ 0 & \Omega_- & 0 & 0 \\ 0 & 0 & \Omega_+ & 0 \\ 0 & 0 & 0 & \Omega_- \end{pmatrix}. \quad (2)$$

We will search this \mathbf{M} by performing sections in the phase space that shall guide us in a sequence of canonical transformations. The matrix \mathbf{M} is concerned with the whole transformations carried out in the sequence, and it will be the product of the matrices of each individual transformation. Since the following individual transformations obey the symplectic condition, \mathbf{M} obeys too.

1. The Transformations

a. **SQUEEZING IN** $p_1 \times p_2$: Fig. (2) exhibits the shapes of two sections in the phase space.

The ellipse in the $q_1 \times q_2$ plot is inclined due to the term gq_1q_2 , which could be eliminated by a variables transformation equivalent to a rotation in the plane $q_1 \times q_2$. However, the symplectic condition obliges us to make the rotation in the plane $p_1 \times p_2$ too, and it would produce a term proportional to p_1p_2 . The solution is to perform a squeezing in the plane $p_1 \times p_2$ first, turning the ellipse into a circle. Thus the rotation we shall make later will not cause a new coupling term.

The matrix that carry out this squeezing is

$$\mathbf{M}_1 \equiv \begin{pmatrix} \alpha & 0 & 0 & 0 \\ 0 & \alpha^{-1} & 0 & 0 \\ 0 & 0 & \alpha^{-1} & 0 \\ 0 & 0 & 0 & \alpha \end{pmatrix},$$

where

$$\alpha \equiv \left(\frac{\omega_2}{\omega_1} \right)^{\frac{1}{4}}.$$

Defining

$$\omega \equiv \sqrt{\omega_1\omega_2}, \quad \Omega_1 \equiv \sqrt{\frac{\omega_1^3}{\omega_2}} \quad \text{and} \quad \Omega_2 \equiv \sqrt{\frac{\omega_2^3}{\omega_1}},$$

we may write

$$\mathbf{H}^{(1)} \equiv (\mathbf{M}_1^T)^{-1} \cdot \mathbf{H} \cdot \mathbf{M}_1^{-1} = \frac{1}{2} \begin{pmatrix} \Omega_1 & g & 0 & 0 \\ g & \Omega_2 & 0 & 0 \\ 0 & 0 & \omega & 0 \\ 0 & 0 & 0 & \omega \end{pmatrix}.$$

The new variables are given by

$$\begin{pmatrix} q_1^{(1)} \\ q_2^{(1)} \\ p_1^{(1)} \\ p_2^{(1)} \end{pmatrix} \equiv \mathbf{x}^{(1)} \equiv \mathbf{M}_1 \cdot \mathbf{x},$$

and the Hamiltonian may be represented in the form

$$H = (\mathbf{x}^{(1)})^T \cdot \mathbf{H}^{(1)} \cdot \mathbf{x}^{(1)} .$$

The sections will be like the ones in Fig. (3).

b. ROTATION IN $q_1^{(1)} \times q_2^{(1)}$: Now the rotation will not create new nondiagonal terms. The transformation matrix is

$$\mathbf{M}_2 \equiv \begin{pmatrix} \cos \varphi & \sin \varphi & 0 & 0 \\ -\sin \varphi & \cos \varphi & 0 & 0 \\ 0 & 0 & \cos \varphi & \sin \varphi \\ 0 & 0 & -\sin \varphi & \cos \varphi \end{pmatrix} ,$$

and we define

$$\begin{aligned} \mathbf{H}^{(2)} &\equiv (\mathbf{M}_2^T)^{-1} \cdot \mathbf{H}^{(1)} \cdot \mathbf{M}_2^{-1} \\ &\equiv \frac{1}{2} \begin{pmatrix} \mathbf{H}_{11}^{(2)} & \mathbf{H}_{12}^{(2)} \\ \mathbf{H}_{21}^{(2)} & \mathbf{H}_{22}^{(2)} \end{pmatrix} , \end{aligned}$$

where

$$\mathbf{H}_{11}^{(2)} = \begin{pmatrix} \Omega_1 \cos^2 \varphi + \Omega_2 \sin^2 \varphi + 2g \sin \varphi \cos \varphi & \sin \varphi \cos \varphi (\Omega_2 - \Omega_1) + g (\cos^2 \varphi - \sin^2 \varphi) \\ \sin \varphi \cos \varphi (\Omega_2 - \Omega_1) + g (\cos^2 \varphi - \sin^2 \varphi) & \Omega_1 \sin^2 \varphi + \Omega_2 \cos^2 \varphi - 2g \sin \varphi \cos \varphi \end{pmatrix} ,$$

$$\mathbf{H}_{12}^{(2)} = \mathbf{H}_{21}^{(2)} = \begin{pmatrix} 0 & 0 \\ 0 & 0 \end{pmatrix} , \quad \mathbf{H}_{22}^{(2)} = \begin{pmatrix} \omega & 0 \\ 0 & \omega \end{pmatrix} .$$

We now choose

$$\begin{aligned} \cos \varphi &= \sqrt{\frac{1}{2} \left(1 + \frac{\Omega_1 - \Omega_2}{\sqrt{(\Omega_1 - \Omega_2)^2 + 4g^2}} \right)} , \\ \sin \varphi &= -\sqrt{\frac{1}{2} \left(1 - \frac{\Omega_1 - \Omega_2}{\sqrt{(\Omega_1 - \Omega_2)^2 + 4g^2}} \right)} , \end{aligned}$$

in order to make $\mathbf{H}^{(2)}$ diagonal. Thus

$$\mathbf{H}^{(2)} = \frac{1}{2} \begin{pmatrix} \omega_+ & 0 & 0 & 0 \\ 0 & \omega_- & 0 & 0 \\ 0 & 0 & \omega & 0 \\ 0 & 0 & 0 & \omega \end{pmatrix} ,$$

where

$$\omega_+ \equiv \frac{1}{2} \left((\Omega_1 + \Omega_2) + \sqrt{(\Omega_1 - \Omega_2)^2 + 4g^2} \right),$$

$$\omega_- \equiv \frac{1}{2} \left((\Omega_1 + \Omega_2) - \sqrt{(\Omega_1 - \Omega_2)^2 + 4g^2} \right).$$

Defining the new variables as

$$\begin{pmatrix} q_1^{(2)} \\ q_2^{(2)} \\ p_1^{(2)} \\ p_2^{(2)} \end{pmatrix} \equiv \mathbf{x}^{(2)} \equiv \mathbf{M}_2 \cdot \mathbf{x}^{(1)},$$

we may write the Hamiltonian in the form

$$H = (\mathbf{x}^{(2)})^T \cdot \mathbf{H}^{(2)} \cdot \mathbf{x}^{(2)}.$$

For these rotated variables, the sections will be like the ones in Fig (4).

c. SQUEEZING IN $q_1^{(2)} \times p_1^{(2)}$ AND IN $q_2^{(2)} \times p_2^{(2)}$: The matrix $\mathbf{H}^{(2)}$ is not in the final form (equation (2)), because the coefficient of each coordinate is not equal to the coefficient of its conjugate momentum, as may be seen in Fig (5).

The following transformation does the adjustment:

$$\mathbf{M}_3 \equiv \begin{pmatrix} \alpha_+ & 0 & 0 & 0 \\ 0 & \alpha_- & 0 & 0 \\ 0 & 0 & \alpha_+^{-1} & 0 \\ 0 & 0 & 0 & \alpha_-^{-1} \end{pmatrix},$$

where

$$\alpha_{\pm} \equiv \left(\frac{\omega_{\pm}}{\omega} \right)^{1/4}.$$

We find the matrix $\bar{\mathbf{H}}$ (equation (2)) by defining

$$\begin{aligned} \bar{\mathbf{H}} &\equiv (\mathbf{M}_3^T)^{-1} \cdot \mathbf{H}^{(2)} \cdot \mathbf{M}_3^{-1} \\ &= \frac{1}{2} \begin{pmatrix} \Omega_+ & 0 & 0 & 0 \\ 0 & \Omega_- & 0 & 0 \\ 0 & 0 & \Omega_+ & 0 \\ 0 & 0 & 0 & \Omega_- \end{pmatrix}, \end{aligned}$$

where

$$\Omega_{\pm} \equiv \sqrt{\omega\omega_{\pm}}.$$

The matrix which corresponds to the set of transformations carried out is

$$\mathbf{M} \equiv \mathbf{M}_3 \cdot \mathbf{M}_2 \cdot \mathbf{M}_1.$$

Thus we may write

$$\bar{\mathbf{H}} = (\mathbf{M}^T)^{-1} \cdot \mathbf{H} \cdot \mathbf{M}^{-1},$$

and the new variables are

$$\begin{pmatrix} \bar{q}_1 \\ \bar{q}_2 \\ \bar{p}_1 \\ \bar{p}_2 \end{pmatrix} \equiv \bar{\mathbf{x}} \equiv \mathbf{M} \cdot \mathbf{x}.$$

The expression for the Hamiltonian using $\bar{\mathbf{x}}$ is

$$H = \bar{\mathbf{x}}^T \cdot \bar{\mathbf{H}} \cdot \bar{\mathbf{x}}.$$

Fig. (6) shows the equality of the coefficient of each coordinate and its conjugate momentum.

The parameters Ω_{\pm} are given in terms of the original parameters by

$$\Omega_{\pm} = \frac{1}{\sqrt{2}} \sqrt{\omega_1^2 + \omega_2^2 \pm \sqrt{(\omega_1^2 - \omega_2^2)^2 + 4g^2\omega_1\omega_2}}.$$

The constant Ω_+ is always real, since ω_1 and ω_2 are positive real numbers. The constant Ω_- will be real when

$$\omega_1\omega_2 \geq g^2.$$

If we are dealing with a spring-mass system like the one in Fig. (1), this condition is always satisfied, since it corresponds to

$$(k_1 + k)(k_2 + k) \geq k^2.$$

2. The Equations of Motion:

Since \mathbf{M} refers to a canonical transformation, the Hamilton's equations are preserved. Thus we may write them, in the matricial form [9], for the variables in $\bar{\mathbf{x}}$:

$$\dot{\bar{\mathbf{x}}} = \mathbf{J} \cdot \frac{\partial}{\partial \bar{\mathbf{x}}} H = \left(\mathbf{J} \cdot \frac{\partial}{\partial \bar{\mathbf{x}}} \right) \cdot (\bar{\mathbf{x}}^T \cdot \bar{\mathbf{H}} \cdot \bar{\mathbf{x}}),$$

where

$$\left(\frac{\partial}{\partial \bar{\mathbf{x}}} \right)^T \equiv \left(\frac{\partial}{\partial \bar{q}_1} \quad \frac{\partial}{\partial \bar{q}_2} \quad \frac{\partial}{\partial \bar{p}_1} \quad \frac{\partial}{\partial \bar{p}_2} \right).$$

It yields

$$\begin{pmatrix} \frac{\partial}{\partial t} \bar{q}_1 \\ \frac{\partial}{\partial t} \bar{q}_2 \\ \frac{\partial}{\partial t} \bar{p}_1 \\ \frac{\partial}{\partial t} \bar{p}_2 \end{pmatrix} = \begin{pmatrix} \Omega_+ \bar{p}_1 \\ \Omega_- \bar{p}_2 \\ -\Omega_+ \bar{q}_1 \\ -\Omega_- \bar{q}_2 \end{pmatrix},$$

whose solution is

$$\begin{pmatrix} \bar{q}_1(t) \\ \bar{q}_2(t) \\ \bar{p}_1(t) \\ \bar{p}_2(t) \end{pmatrix} = \begin{pmatrix} \cos(\Omega_+ t) & 0 & \sin(\Omega_+ t) & 0 \\ 0 & \cos(\Omega_- t) & 0 & \sin(\Omega_- t) \\ -\sin(\Omega_+ t) & 0 & \cos(\Omega_+ t) & 0 \\ 0 & -\sin(\Omega_- t) & 0 & \cos(\Omega_- t) \end{pmatrix} \cdot \begin{pmatrix} \bar{q}_1(0) \\ \bar{q}_2(0) \\ \bar{p}_1(0) \\ \bar{p}_2(0) \end{pmatrix}.$$

It is clear in the equation above that the frequencies of the normal modes are Ω_+ and Ω_- .

Defining

$$\mathbf{N} \equiv \begin{pmatrix} \cos(\Omega_+ t) & 0 & \sin(\Omega_+ t) & 0 \\ 0 & \cos(\Omega_- t) & 0 & \sin(\Omega_- t) \\ -\sin(\Omega_+ t) & 0 & \cos(\Omega_+ t) & 0 \\ 0 & -\sin(\Omega_- t) & 0 & \cos(\Omega_- t) \end{pmatrix},$$

we may write the equations of motion for the original variables:

$$\mathbf{x}(t) = \mathbf{M}^{-1} \cdot \bar{\mathbf{x}}(t) = \mathbf{M}^{-1} \cdot \mathbf{N} \cdot \bar{\mathbf{x}}(0) = \mathbf{M}^{-1} \cdot \mathbf{N} \cdot \mathbf{M} \cdot \mathbf{x}(0).$$

B. N Coupled Oscillators:

Consider now one oscillator linearly coupled to $N - 1$ other oscillators. Of course the system we just solved is a particular case of this system. Thus the transformations we found there are useful to suggest the form of the transformations to be effected here.

The N coupled oscillators' Hamiltonian is

$$H = \frac{1}{2} \sum_{i=1}^N \omega_{i,i} (p_i^2 + q_i^2) + \sum_{i=2}^N \omega_{1,i} q_1 q_i,$$

where q_i and p_i are canonical conjugate variables, all the $\omega_{i,j}$ are real numbers, $\omega_{i,i} > 0$ and $\omega_{i,j} \leq 0$ for $i \neq j$. This Hamiltonian may be written in a matricial form:

$$H = \frac{1}{2} \begin{pmatrix} \mathbf{Q}^T & \mathbf{P}^T \end{pmatrix} \begin{pmatrix} \mathbf{H}_Q & \mathbf{0} \\ \mathbf{0} & \mathbf{H}_P \end{pmatrix} \begin{pmatrix} \mathbf{Q} \\ \mathbf{P} \end{pmatrix},$$

where

$$\mathbf{H}_Q \equiv \begin{pmatrix} \omega_{1,1} & \omega_{1,2} & \cdots & \omega_{1,N-i} & \omega_{1,N} \\ \omega_{1,2} & \omega_{2,2} & 0 & \cdots & 0 \\ \vdots & 0 & \ddots & \ddots & \vdots \\ \omega_{1,N-i} & \vdots & \ddots & \omega_{N-1,N-1} & 0 \\ \omega_{1,N} & 0 & \cdots & 0 & \omega_{N,N} \end{pmatrix},$$

$$\mathbf{H}_P \equiv \begin{pmatrix} \omega_{1,1} & 0 & \cdots & 0 & 0 \\ 0 & \omega_{2,2} & 0 & \cdots & 0 \\ \vdots & 0 & \ddots & \ddots & \vdots \\ 0 & \vdots & \ddots & \omega_{N-1,N-1} & 0 \\ 0 & 0 & \cdots & 0 & \omega_{N,N} \end{pmatrix},$$

$$\mathbf{Q}^T \equiv \begin{pmatrix} q_1 & q_2 & \cdots & q_{N-1} & q_N \end{pmatrix},$$

$$\mathbf{P}^T \equiv \begin{pmatrix} p_1 & p_2 & \cdots & p_{N-1} & p_N \end{pmatrix}.$$

The aim of the following transformations is to diagonalize the matrix

$$\begin{pmatrix} \mathbf{H}_Q & \mathbf{0} \\ \mathbf{0} & \mathbf{H}_P \end{pmatrix}.$$

All of them are canonical, as may be verified using the symplectic condition, and reduce to the transformations found in Section 2.1 when $N = 2$.

1. *The Transformations*

a. **SQUEEZINGS IN P:** Regard

$$\mathbf{M}_S \equiv \mathbf{S}_1 \cdot \mathbf{S}_2 \cdot \dots \cdot \mathbf{S}_{N-1} \cdot \mathbf{S}_N,$$

where

$$\mathbf{S}_i \equiv (\omega_{i,i})^{\frac{1}{4}} \begin{pmatrix} 1 & 0 & \cdots & 0 & 0 \\ 0 & \ddots & \ddots & \vdots & 0 \\ \vdots & \ddots & (\omega_{i,i})^{-\frac{1}{2}} & 0 & \vdots \\ 0 & \cdots & 0 & \ddots & 0 \\ 0 & 0 & \cdots & 0 & 1 \end{pmatrix}$$

($[\mathbf{S}_i]_{i,i} = (\omega_{i,i})^{\frac{1}{4}} (\omega_{i,i})^{-\frac{1}{2}}$, $[\mathbf{S}_i]_{j,k} = (\omega_{i,i})^{\frac{1}{4}} \delta_{j,k}$ for $j \neq i$). The variables transformation to be effected is

$$\begin{pmatrix} \mathbf{Q}_S \\ \mathbf{P}_S \end{pmatrix} \equiv \begin{pmatrix} \mathbf{M}_S & \mathbf{0} \\ \mathbf{0} & \mathbf{M}_S^{-1} \end{pmatrix} \begin{pmatrix} \mathbf{Q} \\ \mathbf{P} \end{pmatrix},$$

and the Hamiltonian may be written as

$$H = \frac{1}{2} \begin{pmatrix} \mathbf{Q}_S^T & \mathbf{P}_S^T \end{pmatrix} \begin{pmatrix} \mathbf{H}_{Q_S} & \mathbf{0} \\ \mathbf{0} & \mathbf{H}_{P_S} \end{pmatrix} \begin{pmatrix} \mathbf{Q}_S \\ \mathbf{P}_S \end{pmatrix},$$

where

$$\begin{aligned} \begin{pmatrix} \mathbf{H}_{Q_S} & \mathbf{0} \\ \mathbf{0} & \mathbf{H}_{P_S} \end{pmatrix} &\equiv \left(\begin{pmatrix} \mathbf{M}_S & \mathbf{0} \\ \mathbf{0} & \mathbf{M}_S^{-1} \end{pmatrix} \right)^T \begin{pmatrix} \mathbf{H}_Q & \mathbf{0} \\ \mathbf{0} & \mathbf{H}_P \end{pmatrix} \begin{pmatrix} \mathbf{M}_S & \mathbf{0} \\ \mathbf{0} & \mathbf{M}_S^{-1} \end{pmatrix}^{-1} \\ &= \begin{pmatrix} \mathbf{M}_S^{-1} \cdot \mathbf{H}_Q \cdot \mathbf{M}_S^{-1} & \mathbf{0} \\ \mathbf{0} & \mathbf{M}_S \cdot \mathbf{H}_P \cdot \mathbf{M}_S \end{pmatrix}. \end{aligned}$$

The matrices \mathbf{H}_{Q_S} and \mathbf{H}_{P_S} are given by

$$\begin{aligned} \mathbf{H}_{Q_S} &= \begin{pmatrix} g_{1,1} & g_{1,2} & \cdots & g_{1,N-1} & g_{1,N} \\ g_{1,2} & g_{2,2} & 0 & \cdots & 0 \\ \vdots & 0 & \ddots & \ddots & \vdots \\ g_{1,N-1} & \vdots & \ddots & g_{N-1,N-1} & 0 \\ g_{1,N} & 0 & \cdots & 0 & g_{N,N} \end{pmatrix}, \\ \mathbf{H}_{P_S} &= \begin{pmatrix} G & 0 & \cdots & 0 & 0 \\ 0 & G & \ddots & \vdots & 0 \\ \vdots & \ddots & \ddots & 0 & \vdots \\ 0 & \cdots & 0 & G & 0 \\ 0 & 0 & \cdots & 0 & G \end{pmatrix}, \end{aligned} \tag{3}$$

with

$$G = \prod_{i=1}^N \sqrt{\omega_{i,i}},$$

$$g_{i,j} = \frac{\omega_{i,j} \sqrt{\omega_{i,i} \omega_{j,j}}}{G}.$$

This transformation corresponds to N squeezings, each one involving q_i and p_i . Notice that G and $g_{i,j}$ are real numbers ($G > 0$, $g_{i,i} > 0$ and $g_{i,j} \leq 0$ for $i \neq j$).

b. ROTATIONS IN \mathbf{Q}_S : Since $\mathbf{H}_{\mathbf{Q}_S}$ is a real symmetric matrix, it has real eigenvalues and may be diagonalized by a real orthogonal matrix $\mathbf{M}_{\mathbf{R}}$. Thus we define

$$\mathbf{H}_{\mathbf{Q}_R} \equiv \mathbf{M}_{\mathbf{R}} \cdot \mathbf{H}_{\mathbf{Q}_S} \cdot \mathbf{M}_{\mathbf{R}}^T \quad (4)$$

$$\equiv \begin{pmatrix} \lambda_{1,1} & 0 & \cdots & 0 & 0 \\ 0 & \lambda_{2,2} & 0 & \cdots & 0 \\ \vdots & 0 & \ddots & \ddots & \vdots \\ 0 & \vdots & \ddots & \lambda_{N-1,N-1} & 0 \\ 0 & 0 & \cdots & 0 & \lambda_{N,N} \end{pmatrix},$$

where the $\lambda_{i,i}$ are real numbers and

$$\mathbf{M}_{\mathbf{R}} \cdot \mathbf{M}_{\mathbf{R}}^T = \mathbf{I}, \quad (5)$$

(\mathbf{I} is the $N \times N$ identity matrix). To find the $\lambda_{i,i}$ may be non trivial, since, to this end, it would be necessary to solve a N degree polynomial. We do not have a general expression for $\mathbf{M}_{\mathbf{R}}$, but we show in the Appendix that it is possible to write $\mathbf{M}_{\mathbf{R}}$ as the product

$$\mathbf{M}_{\mathbf{R}} = \mathbf{R}_{N-1} \cdot \mathbf{R}_{N-2} \cdot \dots \cdot \mathbf{R}_2 \cdot \mathbf{R}_1, \quad (6)$$

where

$$\mathbf{R}_i \equiv \mathbf{R}_{i,N} \cdot \mathbf{R}_{i,N-1} \cdot \dots \cdot \mathbf{R}_{i,i+2} \cdot \mathbf{R}_{i,i+1},$$

and the $\mathbf{R}_{i,j}$ are matrices whose elements $[\mathbf{R}_{i,j}]_{k,l}$ are given by

$$[\mathbf{R}_{i,j}]_{i,i} = [\mathbf{R}_{i,j}]_{j,j} = \cos \alpha_{i,j},$$

$$[\mathbf{R}_{i,j}]_{i,j} = \sin \alpha_{i,j},$$

$$[\mathbf{R}_{i,j}]_{j,i} = -\sin \alpha_{i,j},$$

$$[\mathbf{R}_{i,j}]_{k,k} = 1 \text{ for } k \neq i \text{ and } k \neq j,$$

$$[\mathbf{R}_{i,j}]_{k,l} = 0 \text{ for the other cases.}$$

We may interpret $\mathbf{R}_{i,j}$ as rotation in a N dimensional space, and $\mathbf{M}_{\mathbf{R}}$ as a sequence of such rotations.

An intuitive view of the $\mathbf{M}_{\mathbf{R}}$ decomposition may be achieved. Equation (5) permit us to interpret the $\mathbf{M}_{\mathbf{R}}$ lines as the coordinates of vectors which form an orthonormal basis in a N dimensional space. Of course this coordinates are written in another orthonormal basis, which we call the canonical basis. If we apply a suitable sequence of rotations (represented by $\mathbf{M}_{\mathbf{R}}^T$) in the basis represented by $\mathbf{M}_{\mathbf{R}}$, we can make it coincident to the canonical basis, and it will be represented by an identity matrix ($\mathbf{M}_{\mathbf{R}}^T \cdot \mathbf{M}_{\mathbf{R}} = \mathbf{I}$). In the $N = 2$ and $N = 3$ cases it is not difficult to imagine the rotations being performed.

The transformation to be effected here is

$$\begin{pmatrix} \mathbf{Q}_{\mathbf{R}} \\ \mathbf{P}_{\mathbf{R}} \end{pmatrix} \equiv \begin{pmatrix} \mathbf{M}_{\mathbf{R}} & \mathbf{0} \\ \mathbf{0} & \mathbf{M}_{\mathbf{R}} \end{pmatrix} \begin{pmatrix} \mathbf{M}_{\mathbf{S}} & \mathbf{0} \\ \mathbf{0} & \mathbf{M}_{\mathbf{S}}^{-1} \end{pmatrix} \begin{pmatrix} \mathbf{Q} \\ \mathbf{P} \end{pmatrix}.$$

We may write the Hamiltonian as

$$H = \frac{1}{2} \begin{pmatrix} \mathbf{Q}_{\mathbf{R}}^T & \mathbf{P}_{\mathbf{R}}^T \end{pmatrix} \begin{pmatrix} \mathbf{H}_{\mathbf{Q}_{\mathbf{R}}} & \mathbf{0} \\ \mathbf{0} & \mathbf{H}_{\mathbf{P}_{\mathbf{R}}} \end{pmatrix} \begin{pmatrix} \mathbf{Q}_{\mathbf{R}} \\ \mathbf{P}_{\mathbf{R}} \end{pmatrix},$$

where

$$\begin{aligned} \begin{pmatrix} \mathbf{H}_{\mathbf{Q}_{\mathbf{R}}} & \mathbf{0} \\ \mathbf{0} & \mathbf{H}_{\mathbf{P}_{\mathbf{R}}} \end{pmatrix} &\equiv \left(\begin{pmatrix} \mathbf{M}_{\mathbf{R}} & \mathbf{0} \\ \mathbf{0} & \mathbf{M}_{\mathbf{R}} \end{pmatrix}^T \right)^{-1} \begin{pmatrix} \mathbf{H}_{\mathbf{Q}_{\mathbf{S}}} & \mathbf{0} \\ \mathbf{0} & \mathbf{H}_{\mathbf{P}_{\mathbf{S}}} \end{pmatrix} \begin{pmatrix} \mathbf{M}_{\mathbf{R}} & \mathbf{0} \\ \mathbf{0} & \mathbf{M}_{\mathbf{R}} \end{pmatrix}^{-1}, \\ &= \begin{pmatrix} \mathbf{M}_{\mathbf{R}} \cdot \mathbf{H}_{\mathbf{Q}_{\mathbf{S}}} \cdot \mathbf{M}_{\mathbf{R}}^T & \mathbf{0} \\ \mathbf{0} & \mathbf{H}_{\mathbf{P}_{\mathbf{S}}} \end{pmatrix}. \end{aligned}$$

c. SQUEEZINGS IN $\mathbf{Q}_{\mathbf{R}} \times \mathbf{P}_{\mathbf{R}}$: Consider now

$$\mathbf{M}_{\mathbf{T}} \equiv \mathbf{T}_1 \cdot \mathbf{T}_2 \cdot \dots \cdot \mathbf{T}_{N-1} \cdot \mathbf{T}_N,$$

where

$$\mathbf{T}_i \equiv (\omega_{i,i})^{-\frac{1}{8}} \begin{pmatrix} 1 & 0 & \dots & 0 & 0 \\ 0 & \ddots & \ddots & \vdots & 0 \\ \vdots & \ddots & (\lambda_{i,i})^{\frac{1}{4}} & 0 & \vdots \\ 0 & \dots & 0 & \ddots & 0 \\ 0 & 0 & \dots & 0 & 1 \end{pmatrix}.$$

Defining

$$\begin{aligned} \begin{pmatrix} \mathbf{H}_{\mathbf{Q}_T} & \mathbf{0} \\ \mathbf{0} & \mathbf{H}_{\mathbf{P}_T} \end{pmatrix} &\equiv \left(\begin{pmatrix} \mathbf{M}_T & \mathbf{0} \\ \mathbf{0} & \mathbf{M}_T^{-1} \end{pmatrix} \right)^T \begin{pmatrix} \mathbf{H}_{\mathbf{Q}_R} & \mathbf{0} \\ \mathbf{0} & \mathbf{H}_{\mathbf{P}_R} \end{pmatrix} \begin{pmatrix} \mathbf{M}_T & \mathbf{0} \\ \mathbf{0} & \mathbf{M}_T^{-1} \end{pmatrix}^{-1} \\ &= \begin{pmatrix} \mathbf{M}_T^{-1} \cdot \mathbf{H}_{\mathbf{Q}_R} \cdot \mathbf{M}_T^{-1} & \mathbf{0} \\ \mathbf{0} & \mathbf{M}_T \cdot \mathbf{H}_{\mathbf{P}_R} \cdot \mathbf{M}_T \end{pmatrix}, \end{aligned}$$

we have

$$\mathbf{H}_{\mathbf{Q}_T} = \mathbf{H}_{\mathbf{P}_T} = \begin{pmatrix} \Omega_{1,1} & 0 & 0 & 0 & 0 \\ 0 & \Omega_{2,2} & 0 & 0 & 0 \\ 0 & 0 & \ddots & 0 & 0 \\ 0 & 0 & 0 & \Omega_{N-1,N-1} & 0 \\ 0 & 0 & 0 & 0 & \Omega_{N,N} \end{pmatrix},$$

where

$$\Omega_{i,i} \equiv (G\lambda_{i,i})^{\frac{1}{2}}.$$

Of course \mathbf{M}_T corresponds to N squeezings like the ones carried out in Section 2.1.

The final variables will be given by

$$\begin{pmatrix} \mathbf{Q}_T \\ \mathbf{P}_T \end{pmatrix} \equiv \begin{pmatrix} \mathbf{M}_T & \mathbf{0} \\ \mathbf{0} & \mathbf{M}_T^{-1} \end{pmatrix} \begin{pmatrix} \mathbf{M}_R & \mathbf{0} \\ \mathbf{0} & \mathbf{M}_R \end{pmatrix} \begin{pmatrix} \mathbf{M}_S & \mathbf{0} \\ \mathbf{0} & \mathbf{M}_S^{-1} \end{pmatrix} \begin{pmatrix} \mathbf{Q} \\ \mathbf{P} \end{pmatrix},$$

and we may write the Hamiltonian as

$$H = \frac{1}{2} \begin{pmatrix} \mathbf{Q}_T^T & \mathbf{P}_T^T \end{pmatrix} \begin{pmatrix} \mathbf{H}_{\mathbf{Q}_T} & \mathbf{0} \\ \mathbf{0} & \mathbf{H}_{\mathbf{P}_T} \end{pmatrix} \begin{pmatrix} \mathbf{Q}_T \\ \mathbf{P}_T \end{pmatrix}.$$

2. The Equations of Motion:

Since the system is decoupled for \mathbf{Q}_T and \mathbf{P}_T , the equations of motion are easily calculated:

$$\begin{pmatrix} \mathbf{Q}_T(t) \\ \mathbf{P}_T(t) \end{pmatrix} = \begin{pmatrix} \Lambda_C & \Lambda_S \\ -\Lambda_S & \Lambda_C \end{pmatrix} \begin{pmatrix} \mathbf{Q}_T(0) \\ \mathbf{P}_T(0) \end{pmatrix},$$

where Λ_C and Λ_S are $N \times N$ diagonal matrices whose elements are

$$[\Lambda_C]_{i,i} \equiv \cos(\Omega_{i,i}t),$$

$$[\Lambda_S]_{i,i} \equiv \sin(\Omega_{i,i}t).$$

The frequencies of the normal modes are the $\Omega_{i,i}$.

Notice that

$$\mathbf{\Lambda} \equiv \begin{pmatrix} \mathbf{\Lambda}_C & \mathbf{\Lambda}_S \\ -\mathbf{\Lambda}_S & \mathbf{\Lambda}_C \end{pmatrix} = \mathbf{\Lambda}_1 \cdot \mathbf{\Lambda}_2 \cdot \dots \cdot \mathbf{\Lambda}_{N-1} \cdot \mathbf{\Lambda}_N,$$

where $\mathbf{\Lambda}_i$ are $2N \times 2N$ matrices whose elements are given by

$$\begin{aligned} [\mathbf{\Lambda}_i]_{i,i} &= [\mathbf{\Lambda}_i]_{N+i,N+i} = \cos(\Omega_{i,i}t), \\ [\mathbf{\Lambda}_i]_{i,N+i} &= \sin(\Omega_{i,i}t), \\ [\mathbf{\Lambda}_i]_{N+i,i} &= -\sin(\Omega_{i,i}t), \\ [\mathbf{\Lambda}_i]_{k,k} &= 1 \text{ for } k \neq i \text{ and } k \neq N+i, \\ [\mathbf{\Lambda}_i]_{k,l} &= 0 \text{ for the other cases.} \end{aligned}$$

In this manner we may see $\mathbf{\Lambda}$ as a sequence of N rotations in the planes $q_{i_T} \times p_{i_T}$, where q_{i_T} and p_{i_T} are the elements of \mathbf{Q}_T and \mathbf{P}_T :

$$\begin{aligned} \mathbf{Q}_T^T &\equiv (q_{1_T} \ q_{2_T} \ \dots \ q_{N-1_T} \ q_{N_T}), \\ \mathbf{P}_T^T &\equiv (p_{1_T} \ p_{2_T} \ \dots \ p_{N-1_T} \ p_{N_T}). \end{aligned}$$

Defining

$$\mathbf{Z} \equiv \begin{pmatrix} \mathbf{M}_T & \mathbf{0} \\ \mathbf{0} & \mathbf{M}_T^{-1} \end{pmatrix} \begin{pmatrix} \mathbf{M}_R & \mathbf{0} \\ \mathbf{0} & \mathbf{M}_R \end{pmatrix} \begin{pmatrix} \mathbf{M}_S & \mathbf{0} \\ \mathbf{0} & \mathbf{M}_S^{-1} \end{pmatrix},$$

the equations of motion for the original variables may be written as

$$\begin{pmatrix} \mathbf{Q}(t) \\ \mathbf{P}(t) \end{pmatrix} \equiv \mathbf{Z}^{-1} \cdot \mathbf{\Lambda} \cdot \mathbf{Z} \cdot \begin{pmatrix} \mathbf{Q}(0) \\ \mathbf{P}(0) \end{pmatrix}.$$

III. QUANTUM SYSTEMS

As is well known quantum problems involving harmonic oscillators and linear couplings are in general equivalent to the classical ones, except for essentially quantum initial conditions. As we show here the transformations are the same as the ones obtained in the classical case.

Consider a quantum oscillator linearly coupled to $N-1$ other oscillators. The Hamiltonian operator in the so called *rotating wave approximation* (RWA) shall be written as

$$H = \sum_{i=1}^N g_{i,i} a_i^\dagger a_i + \sum_{i=2}^N g_{1,i} \left(a_1^\dagger a_i + a_i^\dagger a_1 \right), \quad (7)$$

where $g_{i,i} > 0$, $g_{i,j} \leq 0$ for $i \neq j$, and we set $\hbar = 1$. The operators a_i and a_i^\dagger are bosonic creation and annihilation operators:

$$\left[a_i, a_j^\dagger \right] = \delta_{i,j}. \quad (8)$$

This Hamiltonian may concern a microwave mode constructed in a superconducting cavity which is connected to $N-1$ other superconducting cavities by waveguides, as it was assumed in Ref. [10] for $N = 2$, where no environment was considered. Otherwise, we may regard the oscillator related to a_1 as the system of interest and may use the other oscillators for simulating the environment.

In the following, the matrices of Section 2 will help us to get information about this system. The orthonormality of $\mathbf{M}_{\mathbf{R}}$, Eq. (5), will be used in several steps below.

Defining

$$\mathbf{M}_a \equiv \begin{pmatrix} a_1 \\ a_2 \\ \vdots \\ a_N \end{pmatrix} \quad \text{and} \quad \mathbf{M}_{a^\dagger} \equiv \begin{pmatrix} a_1^\dagger \\ a_2^\dagger \\ \vdots \\ a_N^\dagger \end{pmatrix},$$

the Hamiltonian (7) may be written as

$$H = (\mathbf{M}_{a^\dagger})^T \cdot \mathbf{H}_{\mathbf{Q}_S} \cdot \mathbf{M}_a,$$

where $\mathbf{H}_{\mathbf{Q}_S}$ is given in Eq. (3). Using Eq. (4), we write the Hamiltonian in a diagonal form:

$$H = (\mathbf{M}_{\bar{a}^\dagger})^T \cdot \mathbf{H}_{\mathbf{Q}_R} \cdot \mathbf{M}_{\bar{a}} = \sum_{i=1}^N \lambda_{i,i} \bar{a}_i^\dagger \bar{a}_i,$$

where

$$\mathbf{M}_{\bar{a}} \equiv \begin{pmatrix} \bar{a}_1 \\ \bar{a}_2 \\ \vdots \\ \bar{a}_N \end{pmatrix} \equiv \mathbf{M}_{\mathbf{R}} \cdot \mathbf{M}_a \quad \text{and} \quad \mathbf{M}_{\bar{a}^\dagger} \equiv \begin{pmatrix} \bar{a}_1^\dagger \\ \bar{a}_2^\dagger \\ \vdots \\ \bar{a}_N^\dagger \end{pmatrix} \equiv \mathbf{M}_{\mathbf{R}} \cdot \mathbf{M}_{a^\dagger}. \quad (9)$$

The operators \bar{a}_i and \bar{a}_i^\dagger above are the bosonic operators related to the normal modes of this system, whose frequencies are $\lambda_{i,i}$. They obey the usual commutation relations for bosons, as may be seen by first writing the commutation relations for the a_i and a_i^\dagger in a matricial form,

$$\mathbf{M}_a \cdot (\mathbf{M}_{a^\dagger})^T - \left(\mathbf{M}_{a^\dagger} \cdot (\mathbf{M}_a)^T \right)^T = \mathbf{I},$$

and then observing that

$$\mathbf{M}_{\bar{a}} \cdot (\mathbf{M}_{\bar{a}^\dagger})^T - \left(\mathbf{M}_{\bar{a}^\dagger} \cdot (\mathbf{M}_{\bar{a}})^T \right)^T = \mathbf{M}_R \cdot \left(\mathbf{M}_a \cdot (\mathbf{M}_{a^\dagger})^T - \left(\mathbf{M}_{a^\dagger} \cdot (\mathbf{M}_a)^T \right)^T \right) \cdot \mathbf{M}_R^T = \mathbf{I}.$$

If $|0\rangle$ is the vacuum state related to the original operators a_i , we must have

$$a_i |0\rangle = 0 |0\rangle$$

for any a_i . It is easy to see that $|0\rangle$ is the vacuum state related to the operators \bar{a}_i , since the \bar{a}_i are linear combinations of the a_i .

The number of excitations of the normal modes is a conserved, since

$$\left[\sum_{i=1}^N \bar{a}_i^\dagger \bar{a}_i, H \right] = 0.$$

Observing that

$$\sum_{i=1}^N \bar{a}_i^\dagger \bar{a}_i = (\mathbf{M}_{\bar{a}^\dagger})^T \cdot \mathbf{M}_{\bar{a}} = (\mathbf{M}_{a^\dagger})^T \cdot \mathbf{M}_a = \sum_{i=1}^N a_i^\dagger a_i,$$

we see that the number of excitations is conserved for the original modes too.

Let us define $|1_i\rangle$ as the state where there is one excitation in the i^{th} oscillator and vacuum in the other oscillators. Thus,

$$\mathbf{M}_{|1_i\rangle} \equiv \begin{pmatrix} |1_1\rangle \\ |1_2\rangle \\ \vdots \\ |1_N\rangle \end{pmatrix} \equiv \mathbf{M}_{a^\dagger} |0\rangle.$$

Analogously, we may define one excitation states for the normal modes:

$$\mathbf{M}_{|\bar{1}_i\rangle} \equiv \begin{pmatrix} |\bar{1}_1\rangle \\ |\bar{1}_2\rangle \\ \vdots \\ |\bar{1}_N\rangle \end{pmatrix} \equiv \mathbf{M}_{\bar{a}^\dagger} |0\rangle.$$

Observing that

$$e^{iHt} |\bar{1}_i\rangle = e^{i\lambda_i t} |\bar{1}_i\rangle,$$

$$\mathbf{M}_{|\bar{1}\rangle} = \mathbf{M}_{\mathbf{R}} \cdot \mathbf{M}_{|1\rangle},$$

it is easy to see that

$$e^{iHt} \mathbf{M}_{|1\rangle} = \mathbf{M}_{\mathbf{R}}^T \cdot e^{i\mathbf{H}_{\mathbf{Q}\mathbf{R}} t} \cdot \mathbf{M}_{\mathbf{R}} \cdot \mathbf{M}_{|1\rangle},$$

where

$$e^{i\mathbf{H}_{\mathbf{Q}\mathbf{R}} t} = \begin{pmatrix} e^{i\lambda_{1,1} t} & 0 & \dots & 0 \\ 0 & e^{i\lambda_{2,2} t} & \dots & 0 \\ \vdots & \vdots & \ddots & \vdots \\ 0 & 0 & \dots & e^{i\lambda_{N,N} t} \end{pmatrix},$$

what gives the temporal evolutions of the states $|1_i\rangle$.

IV. CONCLUSION

We performed a detailed analysis of a system composed by one oscillator linearly coupled to $N - 1$ other oscillators. An intuitive view about this problem may be achieved: for $N = 2$ and $N = 3$, the variable transformations carried out in order to find the system's normal modes may be geometrically visualized, and for other values of N analogous transformations occur. If we consider that the central oscillator is the system of interest and the other oscillators are the environment, we will be able to study decoherence, e. g., comparing results obtained for this system to results obtained using master equations [7], or even to results coming from the laboratory [11].

The matricial technics developed here are easier to deal with in the classical systems. The classical results can be almost directly used for the quantum systems. Of course, other topologies for the oscillators may be investigated using similar matricial technics, e. g., two oscillators coupled to N other oscillators. If we consider the two central oscillators as the system of interest and the N other as the environment, conditions for the appearing of decoherence-free subspaces [12, 13, 14, 15] may be searched (two oscillators subjected to the same bath were studied in [8, 16, 17] using master equations). Knowledge about this topic is important in the quantum information context, since the main problem in

this area nowadays is the deleterious action of the environment over quantum coherences (decoherence). Detailed comparison from our results with master equation results will be the subject of a forthcoming publication.

Acknowledgments

The authors acknowledge financial support from the Brazilian agency CNPq (Conselho Nacional de Desenvolvimento Científico e Tecnológico).

APPENDIX

In order to see why the decomposition of Section 2.2.1 is possible, we first notice that it is possible for $N = 2$:

$$\mathbf{M}_R = \mathbf{R}_1 = \mathbf{R}_{1,2} = \begin{pmatrix} \cos \alpha_{1,2} & \sin \alpha_{1,2} \\ -\sin \alpha_{1,2} & \cos \alpha_{1,2} \end{pmatrix} \quad \text{for } N = 2.$$

Then we prove the general case showing that if the decomposition is possible for a $(N - 1) \times (N - 1)$ orthogonal matrix it will be possible for a $N \times N$ orthogonal matrix.

Consider a $N \times N$ real matrix \mathbf{A} . Observing that for $k \neq 1$ and $k \neq j$

$$[\mathbf{A} \cdot \mathbf{R}_{1,j}^T]_{1,k} = [\mathbf{A}]_{1,k},$$

and that it is always possible to find a value for $\alpha_{1,j}$ which yields

$$[\mathbf{A} \cdot \mathbf{R}_{1,j}^T]_{1,j} = 0,$$

we see that it is possible to chose all the $\alpha_{1,j}$ in such a way that

$$\begin{aligned} \mathbf{B} &\equiv \mathbf{M}_R \cdot \mathbf{R}_{1,2}^T \cdot \dots \cdot \mathbf{R}_{1,N-1}^T \cdot \mathbf{R}_{1,N}^T \\ &\equiv \begin{pmatrix} 1 & 0 & \dots & 0 \\ B_{2,1} & B_{2,2} & \dots & B_{2,N} \\ \vdots & \vdots & \ddots & \vdots \\ B_{N,1} & B_{N,2} & \dots & B_{N,N} \end{pmatrix}. \end{aligned}$$

We may write

$$\mathbf{M}_R = \mathbf{B} \cdot \mathbf{R}_1. \tag{10}$$

Observing that if \mathbf{A} is orthogonal then $\mathbf{A} \cdot \mathbf{R}_{1,j}^T$ is orthogonal too, we see that \mathbf{B} has the

form

$$\mathbf{B} \equiv \begin{pmatrix} 1 & 0 \cdots 0 \\ 0 & \\ \vdots & \mathbf{C} \\ 0 & \end{pmatrix},$$

where \mathbf{C} is a $(N-1) \times (N-1)$ orthogonal matrix. Since we are assuming that the decomposition proposed is valid for a $(N-1) \times (N-1)$ orthogonal matrix, we may write

$$\mathbf{C} = \mathbf{D}_{N-2} \cdot \mathbf{D}_{N-3} \cdots \mathbf{D}_2 \cdot \mathbf{D}_1,$$

where the \mathbf{D}_i are the $(N-1) \times (N-1)$ matrices analog to the \mathbf{R}_i . Thus

$$\mathbf{B} \equiv \begin{pmatrix} 1 & 0 \cdots 0 \\ 0 & \\ \vdots & \mathbf{D}_{N-2} \\ 0 & \end{pmatrix} \cdot \begin{pmatrix} 1 & 0 \cdots 0 \\ 0 & \\ \vdots & \mathbf{D}_{N-3} \\ 0 & \end{pmatrix} \cdots \begin{pmatrix} 1 & 0 \cdots 0 \\ 0 & \\ \vdots & \mathbf{D}_2 \\ 0 & \end{pmatrix} \cdot \begin{pmatrix} 1 & 0 \cdots 0 \\ 0 & \\ \vdots & \mathbf{D}_1 \\ 0 & \end{pmatrix}.$$

Notice that we may regard

$$\mathbf{R}_{i+1} = \begin{pmatrix} 1 & 0 \cdots 0 \\ 0 & \\ \vdots & \mathbf{D}_i \\ 0 & \end{pmatrix},$$

and then

$$\mathbf{B} \equiv \mathbf{R}_{N-1} \cdot \mathbf{R}_{N-2} \cdots \mathbf{R}_3 \cdot \mathbf{R}_2.$$

Using equation (10) we have \mathbf{M}_R in the form given by (6).

-
- [1] Giulini, D., Joos, E., Kiefer, C., Kupsch, J., Stamatescu, I.-O. and Zeh, H. D., "Decoherence and the Appearance of a Classical World in Quantum Theory" (Springer-Verlag, Berlin 1996).
 - [2] Wojciech H. Zurek, Phys. Today **44**, No.10, 36 (1991).
 - [3] Juan Pablo Paz, Salman Habib, and Wojciech H. Zurek, quant-ph/0010011.

- [4] M. C. Nemes, and A. F. R. de Toledo Piza, *Phys. A: Stat. Mech. Appl.* **137**, 367 (1986).
- [5] A. O. Caldeira and A. J. Legget, *Ann. of Phys.* **149**, 374 (1983).
- [6] A. O. Caldeira and A. J. Legget, *Phys. Rev. A* **31**, 1059 (1985).
- [7] J. G. Peixoto de Faria, and M. C. Nemes, *J. Opt. B - Quantum Semiclass. Opt.* **4** 265 (2002).
- [8] A. R. Bosco de Magalhães, and M. C. Nemes, *Phys. Rev. A* **70**, 053825 (2004).
- [9] Goldstein, H., “Classical Mechanics” (Addison-Wesley, 2nd edition, 1980).
- [10] J. M. Raimond, M. Brune, and S. Haroche, *Phys. Rev. Lett.* **79**, 1964 (1997).
- [11] M. Brune, E. Hagley, J. Dreyer, X. Maître, A. Maali, C. Wunderlich, J. M. Raimond, and S. Haroche, *Phys. Rev. Lett.* **77**, 4887 (1996).
- [12] P. Zanardi, M. Rasetti, *Phys. Rev. Lett.* **79**, 3306 (1997).
- [13] Paul G. Kwiat, Andrew J. Berglund, Joseph B. Altepeter, and Andrew G. White, *Science* **290**, 498 (2000).
- [14] D. Kielpinski, V. Meyer, M. A. Rowe, C. A. Sackett, W. M. Itano, C. Monroe, and D. J. Wineland, *Science* **291**, 1013 (2001).
- [15] J. B. Altepeter, P. G. Hadley, S. M. Wendelken, A. J. Berglund, and P. G. Kwiat, *Phys. Rev. Lett.* **92**, 147901 (2004).
- [16] A. R. Bosco de Magalhães, S. G. Mocarzel, M. C. Nemes, and M. O. Terra Cunha, *Phys. A: Stat. Mech. Appl.* **341**, 234 (2004).
- [17] A. R. Bosco de Magalhães, and M. C. Nemes, *Phys. Lett. A* **339**, 294 (2005).

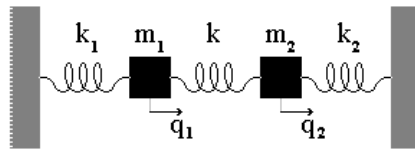


FIG. 1: Two linearly coupled oscillators.

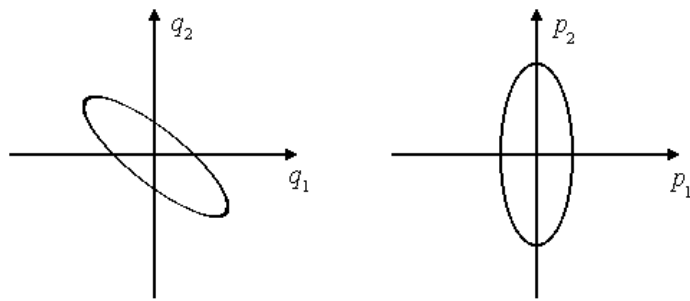


FIG. 2: Sections in the phase space: $q_1 \times q_2$ and $p_1 \times p_2$.

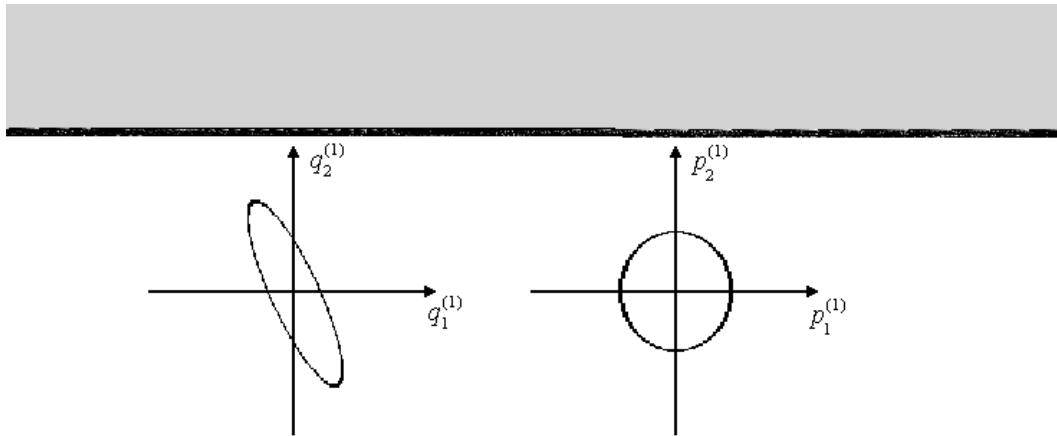


FIG. 4: Sections in the phase space: $q_1^{(2)} \times q_2^{(2)}$ and $p_1^{(2)} \times p_2^{(2)}$.

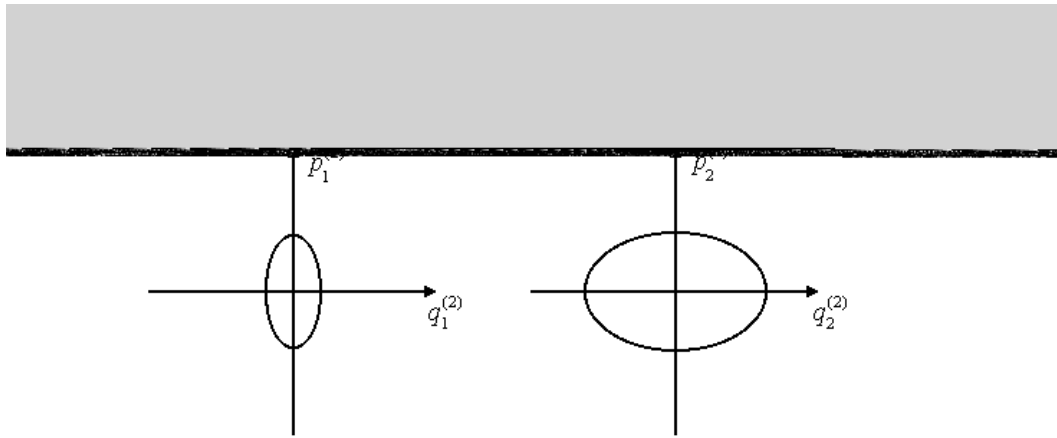


FIG. 6: Sections in the phase space: $\bar{q}_1 \times \bar{p}_1$ and $\bar{q}_2 \times \bar{p}_2$.