

Engineering Schrödinger cat states through cavity-assisted interaction of coherent optical pulses

B. Wang and L.-M. Duan

FOCUS center and MCTP, Department of Physics, University of Michigan, Ann Arbor, MI 48109

We propose a scheme to engineer Schrödinger-cat states of propagating optical pulses. Multi-dimensional and multi-partite cat states can be generated simply by reflecting coherent optical pulses successively from a single-atom cavity. The influences of various sources of noise, including the atomic spontaneous emission and the pulse shape distortion, are characterized through detailed numerical simulation, which demonstrates practicality of this scheme within the reach of current experimental technology.

PACS numbers: 03.67.-a, 42.50.Gy, 42.50.-p

Schrödinger-cat states, as a distinct class of non-classical states, have attracted extensive research interests recently in the contexts of fundamental test of quantum mechanics and quantum information theory. For bosonic modes, the cat states are typically referred as quantum superpositions of coherent states. Such states are of critical importance for investigation of the decoherence process and the quantum-classical boundary [1], for fundamental test of the quantum nonlocality [2], and for implementation of quantum computation and communication [3]. Significant experimental efforts have been made for realization of such cat states in different physical systems [1, 4]. Till now, such states have been successfully generated for phonon modes of a single trapped ion [1], or for a microwave mode confined inside a superconducting cavity [4].

There are also great interests in generating Schrödinger-cat states for propagating optical pulses. The motivation is at least two-folds: firstly, for applications in test of quantum nonlocality or for quantum computation and communication, one needs to use cat states of propagating optical pulses; Secondly, for propagating pulses, with assistance of linear optical devices (such as a beam splitter), it is possible to generate a larger class of cat states targeted to different kinds of applications [5]. The proposals for generating cat states of optical pulses are typically based on either the Kerr nonlinearity or postselections from the non-linear detectors [6, 7, 8]. Although the Kerr nonlinearity in principle provides a method for deterministic generation of the cat states, it is well known that such nonlinearity in typical materials is too small to allow cat state generation from weak coherent pulses.

In this paper, we propose a scheme to engineer Schrödinger-cat states for propagating optical pulses based on the state-of-the-art of the cavity technology. A single atom has been trapped inside a strong-coupling cavity with seconds of trapping time [9, 10, 11]. With such a setup, we propose to generate a large class of cat states simply by successively reflecting weak coherent pulses from a cavity mirror. Together with a few beam splitters, we can generate multi-partite and multi-dimensional cat states, and preparation of such states is a necessary step for several distinct applications, such

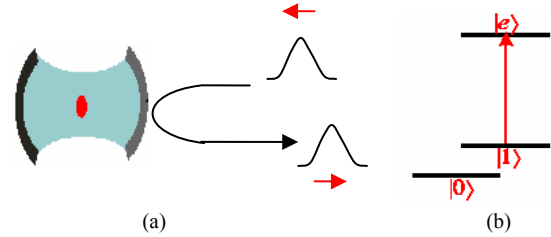


FIG. 1: (a) Schematic setup for generation of cat states by reflecting a coherent optical pulse from a single-atom cavity. (b) The relevant level structure of the atom trapped in the cavity.

as for loop-hole-free detection of Bell inequalities with homodyne detections [12], or for quantum coding and computation [13]. This scheme also extends an earlier photonic quantum computation proposal by Duan and Kimble [14] to the continuous variable regime, eliminating the requirement of single-photon pulses as the cavity inputs. To characterize the influences of various sources of experimental noise on this scheme, we develop a numerical simulation method which can be used to calculate how large cat states one can produce, the effects of the atomic spontaneous emission and the pulse shape distortion, etc. The calculation shows that substantial cat states can be generated within the reach of the current technology.

First, let us briefly introduce the basic idea of this scheme. We consider an atom of three relevant levels trapped inside an optical cavity. The level configuration is shown in Fig.1, where $|0\rangle$ and $|1\rangle$ are levels in the ground-state manifold with different hyperfine spins. The transition from the level $|1\rangle$ to $|e\rangle$ is resonantly coupled to a cavity mode a_c , which is resonantly driven by an input optical pulse prepared in a weak coherent state $|\alpha\rangle$. The level $|0\rangle$ is de-coupled from the cavity mode due to the large detuning from the hyperfine frequency. If the atom is prepared in the level $|0\rangle$, the input pulse is resonant with the bare cavity mode a_c , and after resonant reflection it will acquire a phase of $e^{i\pi}$ from standard quantum optics calculation [15]. The effective state of the pulse is then given by $|\alpha\rangle$. However, if the atom is prepared in the level $|1\rangle$, due to the strong atom-cavity

coupling, the frequency of the dressed cavity mode is significantly detuned from that of the input pulse. In this case, one would expect intuitively that the cavity mode structure does not play an important role here, and the reflection is then similar to the reflection from a mirror, which keeps the pulse shape and phase unchanged. The effective pulse state remains to be $|\alpha\rangle$. Our later calculation will confirm this expectation if the input amplitude α is within a reasonable range.

In order to generate a Schrödinger-cat state, we simply prepare the trapped atom in a superposition state $(|0\rangle + |1\rangle)/\sqrt{2}$. Then, if we reflect a coherent pulse $|\alpha\rangle$, following the above analysis, the final atom-photon state becomes an entangled cat state

$$|\Psi_c\rangle = (|0\rangle|-\alpha\rangle + |1\rangle|\alpha\rangle)/\sqrt{2}. \quad (1)$$

This entangled cat state can be experimentally verified though a homodyne detection of the state of the reflected photon pulse [16], correlated with a measurement of the atomic state in the basis $\{|\pm\rangle = (|0\rangle \pm |1\rangle)/\sqrt{2}\}$. With homodyne detections, one can also measure the Wigner function of the optical field through quantum state tomography [17], which fully characterizes the non-classicality of the cat state.

With some extensions to the above method, we can generate more complicate types of cat states. Firstly, by bouncing a series of coherent pulses (say, n pulses), each initially in the state $|\alpha\rangle$, successively from the same single-atom cavity, one will get the state $(|0\rangle|-\alpha\rangle^{\otimes n} + |1\rangle|\alpha\rangle^{\otimes n})/\sqrt{2}$, which yields entangled multi-partite cat states $(|-\alpha\rangle^{\otimes n} \pm |\alpha\rangle^{\otimes n})$ (unnormalized) for the pulses after a measurement of the atomic state in the basis $\{|\pm\rangle\}$. Secondly, after generation of the state $(|-\alpha\rangle + |\alpha\rangle)$ for the pulse, one can transfer it to the state $(|\alpha\rangle + |3\alpha\rangle)$ through a simple lineal optical manipulation (for instance, by interfering this pulse with another phase-locked stronger laser pulse at an unbalanced beam splitter, one can shift up each coherent component of the cat state by an amplitude of 2α). Then, if we reflect this pulse again from the same cavity, we will get a state $(|-3\alpha\rangle + |-\alpha\rangle + |\alpha\rangle + |3\alpha\rangle)$ for the pulse conditioned on that a measurement of the atom gives the $|+\rangle$ state. It is straightforward to extend this idea to generate the multi-dimensional cat states $\sum_{i=-n}^{n+1} |(2i-1)\alpha\rangle$, and such kind of states have important applications for continuous-variable quantum coding [13] and loop-hole-free detection of the Bell inequalities with efficient homodyne measurements [12].

In the above, we have given the basic idea for preparation of the cat state (1) and described its various extensions. To have real understanding and characterization of this process, however, we need more detailed theoretical modeling of the interaction between the cavity atom and the light pulse. First, we want to know how large a cat state one can prepare. If the amplitude $|\alpha|$ is large, one would expect that a single atom can not significantly

change the property of a strong pulse, therefore the output state would be different from the state described by Eq.(1). Second, in reality there are always experimental noises, such as the photon loss due to the atomic spontaneous emission and the mirror scattering, the inherent pulse shape distortion after reflection from the cavity, and the random variation of the atom-photon coupling rate caused by the thermal atomic motion. One needs to characterize the influence of these sources of noise on the generation of the cat state.

The input to the cavity is a coherent optical pulse, whose state $|\alpha\rangle_{in}$ can be described by $|\alpha\rangle_{in} = \exp\left[\alpha \int_0^T f_{in}(t)a_{in}^\dagger(t)dt\right]|\text{vac}\rangle$, where $a_{in}(t)$ is a one-dimensional quantum field operator with the standard commutation relation $[a_{in}(t), a_{in}(t')] = \delta(t-t')$, $f_{in}(t)$ describes the input pulse shape with the normalization $\int_0^T |f_{in}(t)|^2 dt = 1$ (T is the pulse duration), and $|\text{vac}\rangle$ represents the vacuum state for all the optical modes. The average photon number of the pulse is given by $|\alpha|^2$. The input pulse drives the cavity mode a_c through the Langevin equation [15]

$$\dot{a}_c = -i[a_c, H] - \frac{\kappa}{2}a_c - \sqrt{\kappa}a_{in}(t), \quad (2)$$

where κ is the cavity decay rate, and the Hamiltonian H describes the atom-cavity interaction with the form

$$H = \hbar g (|e\rangle\langle 1|a_c + |1\rangle\langle e|a_c^\dagger). \quad (3)$$

Here, g is the atom-cavity coupling rate. The cavity output field a_{out} is connected to the input through the input-output relation

$$a_{out}(t) = a_{in}(t) + \sqrt{\kappa}a_c(t). \quad (4)$$

We need to find out the quantum state of the cavity output field a_{out} through the series of equations (2)-(4). As they are nonlinear operator equations with infinite modes, it is hard to solve them even numerically. For the case of a single-photon pulse input, a numerical method has been developed in Refs. [14,18] based on the mode discretization and expansion. But that method does not work if the photon number of the input could be larger than 1, as it is the case for the present work. To attack this latter problem, we propose a variational method based on the following observation: if the atom is in the state $|0\rangle$, the Hamiltonian (3) does not play a role, and Eqs. (2) and (4) become linear, from which we observe that the state $|\phi_0\rangle_{out}$ of the output field can be exactly written as $|\phi_0\rangle_{out} = \exp\left[\alpha \int_0^T f_{out}^{(0)}(t)a_{out}^\dagger(t)dt\right]|\text{vac}\rangle$. The normalized shape function can be expressed as $f_{out}^{(0)}(t) = -\int \frac{\frac{\kappa}{2}+i\omega}{\frac{\kappa}{2}-i\omega} \exp[i\omega t] f_{in}(\omega)d\omega$, where $f_{in}(\omega)$ is the Fourier transform of $f_{in}(t)$. The output optical field is still in an effective single-mode coherent state, but with the mode shape function $f_{out}^{(0)}(t)$ generally different from the input shape $f_{in}(t)$. If the atom is in the state

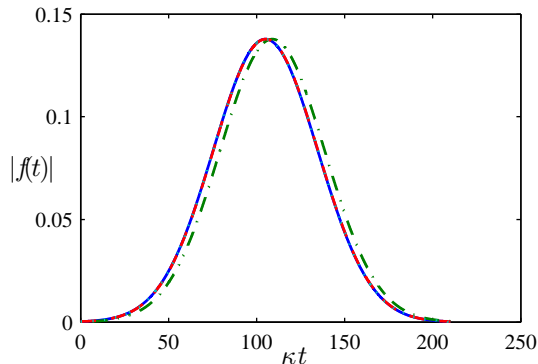


FIG. 2: Pulse shape functions for the input and output pulses. The solid curve shows the shape of input pulse. The dash-dotted, dashed, and dotted curves correspond to the output pulses with $g = 0$ (for the atom in the level $|0\rangle$), $g/\kappa = 3$, and $g/\kappa = 6$, respectively. In the calculation, we assumed $\gamma = \kappa$.

$|1\rangle$, it is reasonable to make the ansatz that the output optical field is also in an effective single-mode coherent state $|\phi_1\rangle_{out} = \exp\left[\alpha_1 \int_0^T f_{out}^{(1)}(t) a_{out}^\dagger(t) dt\right] |\text{vac}\rangle$, but with probably a different normalized mode shape function $f_{out}^{(1)}(t)$. In general, the amplitude α_1 can be different from α (actually $|\alpha_1|^2 < |\alpha|^2$) because of the atomic spontaneous emission loss. Due to that loss, some of the photons are scattered to other directions, so we have a weaker output field. To find out the functional form of $f_{out}^{(1)}(t)$, we note that under the above ansatz, the expectation value of the input-output equation (4) leads to

$$\alpha_1 f_{out}^{(1)}(t) = \alpha f_{in}(t) + \sqrt{\kappa} \langle a_c(t) \rangle. \quad (5)$$

The expectation value of the cavity mode operator $a_c(t)$ can be found by solving the corresponding master equation for the atom-cavity-mode density operator ρ

$$\begin{aligned} \dot{\rho} = & -\frac{i}{\hbar} [H_{eff}, \rho] + \frac{\kappa}{2} (2a_c \rho a_c^\dagger - a_c^\dagger a_c \rho - \rho a_c^\dagger a_c) \\ & + \frac{\gamma_s}{2} (2\sigma_- \rho \sigma_+ - \sigma_+ \sigma_- \rho - \rho \sigma_+ \sigma_-), \end{aligned} \quad (6)$$

where $\sigma_- = |1\rangle\langle e|$ and $\sigma_+ = |e\rangle\langle 1|$ are the atomic lowering and raising operators, and the effective Hamiltonian $H_{eff} = \hbar(g\sigma_+ a + i\sqrt{\kappa}\langle a_{in} \rangle a) + H.c.$ Comparing with the Hamiltonian (3), we add the term $i\hbar\sqrt{\kappa}\langle a_{in} \rangle a + H.c.$ to account for the driving from the input pulse. After that correction, the cavity decay and the atomic spontaneous emission loss can then be described by the last two terms of the master equation (6), where γ_s denotes the spontaneous emission rate. The density operator ρ can be solved from the master equation (6) with the standard numerical method, from which we get the expectation value $\langle a_c(t) \rangle = \text{tr}(\rho a_c(t))$. Then, following Eq. (5), we can determine the output amplitude α_1 and its pulse shape $f_{out}^{(1)}(t)$.

With the above method, we calculate the pulse shapes $f_{out}^{(0)}(t)$ and $f_{out}^{(1)}(t)$ of the output optical field with the

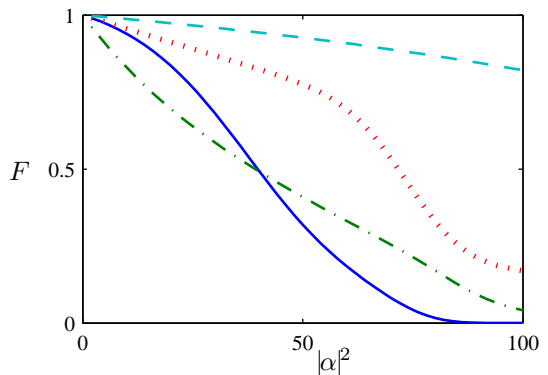


FIG. 3: The cat state Fidelity shown as a function of the average input photon number $|\alpha|^2$ when the spontaneous emission rate is set to zero ($\gamma_s = 0$). Other parameters: $g/\kappa = 3$ and $\kappa T = 210$ for the solid curve; $g/\kappa = 6$ and $\kappa T = 210$ for the dotted curve; $g/\kappa = 6$ and $\kappa T = 100$ for the dash-dotted curve; $g/\kappa = 6$ and $\kappa T = 400$ for the dashed curve.

atom in the state $|0\rangle$ and $|1\rangle$, respectively. For this calculation, we take a Gaussian shape for the input pulse with $f_{in}(t) \propto \exp[-(t - T/2)^2 / (T/5)^2]$, where T characterizes the pulse duration. The results are shown in Fig. 2, which demonstrates that the shape functions $f_{out}^{(0)}(t)$ and $f_{out}^{(1)}(t)$ of the output pulses overlap very well with $f_{in}(t)$ of the input pulse if the pulse duration $T \gg 1/\kappa$. Furthermore, the global phase factors of $f_{out}^{(0)}(t)$ and $f_{out}^{(1)}(t)$ are given by -1 and 1 , respectively, which confirms our previous expectation: if the atom is initially prepared in a superposition state $(|0\rangle + |1\rangle) / \sqrt{2}$, the final atom-photon state will be the desired entangled cat state $|\Psi_c\rangle$ as shown in Eq. (1), where $|\alpha\rangle$ and $|\alpha\rangle$ are coherent states of the output mode with the mode shape function $-f_{out}^{(0)}(t) \approx f_{out}^{(1)}(t) \approx f_{in}(t)$. In the same figure, we have also shown the output shape $f_{out}^{(1)}(t)$ for different atom-photon coupling rates g . Both the phase and the amplitude of $f_{out}^{(1)}(t)$ are very insensitive to random variation of g within a certain range. For instance, even if g varies by a factor of 2 from 6κ to 3κ (which is the typical variation range of g caused by the atomic thermal motion), the change in $f_{out}^{(1)}(t)$ is negligible ($< 10^{-4}$).

To quantify the limit of the cat states that one can prepare and the influence of some practical noise, we introduce several quantities to measure the quality of the cat state preparation. First, the distortion between the output and the input pulses can be measured by their mismatching $\xi_1 = 1 - \int f_{in}^* f_{out}^{(1)}(t) dt$ and $\xi_0 = 1 - \int f_{in}^* f_{out}^{(0)}(t) dt$ (as $f_{out}^{(0)}(t)$ has an opposite phase). With typical experimental parameters, $\xi_0 \gg \xi_1$, so ξ_0 has the dominant contribution to the imperfection of our scheme. Second, the effect of the spontaneous emission loss can be quantified by the photon loss parameter $\eta = 1 - |\alpha_1|^2 / |\alpha|^2$, which represents the fraction of the photons scattered to other directions instead of to the cavity output

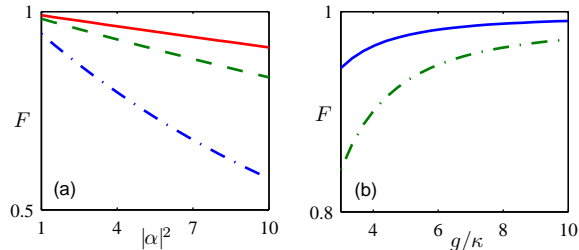


FIG. 4: (a) The cat state fidelity shown as a function of the average photon number α^2 of the input pulse. The dash-dotted, dashed and solid curves correspond to $g/\kappa = 3$, $g/\kappa = 6$, and $g/\kappa = 10$, respectively. (b) The fidelity shown as a function of the coupling rate g . The solid and dashed curves correspond to the average input photon number $|\alpha_1|^2 = 1$ and $|\alpha_1|^2 = 3$, respectively. In both calculations for Figs. 4a and 4b, we have taken $\gamma = \kappa$ and $\kappa T = 210$.

[19]. Both the pulse shape distortion and the photon loss have contributions to the imperfection of the final cat state, which can be characterized by the state fidelity. The ideal cat state is given by $|\Psi_c\rangle$ in Eq. (1), while with noise, the real state obtained is denoted by a density matrix ρ_{real} . The fidelity, defined as $F \equiv \langle \Psi_c | \rho_{\text{real}} | \Psi_c \rangle$, can be expressed by ξ_0 and η as

$$F \approx \left| \frac{e^{-|\alpha|^2(1-\sqrt{1-\eta})} + e^{-|\alpha|^2\xi_0}}{2} \right|^2, \quad (7)$$

where we neglect the contribution of ξ_1 as $\xi_1 \ll \xi_0$. First, let us examine the intrinsic limit to the amplitude of the cat state that one can prepare even if we neglect the influence of practical photon loss. This intrinsic limit comes from the fact that a single cavity atom can not change much the property of a strong optical field (i.e., with a

large α). For that purpose, we simply set the spontaneous emission rate $\gamma_s = 0$, and look at the state fidelity as a function of the cat amplitude α . The result is shown in Fig. 3, with the maximum achievable cat amplitude α depending on the atom-cavity coupling rate g and the pulse duration T . In general, a larger g and a longer T help for generation of a large cat state. In particular, the fidelity increases dramatically when we increase the pulse duration T as the shape distortion parameter ξ_0 significantly reduces for a narrower bandwidth pulse.

We then take the influence of practical noise into account, and investigate under typical experimental configurations, how large a cat state one can prepare. With the spontaneous emission rate $\gamma_s = \kappa$, the state fidelity F is shown as a function of the cat amplitude in Fig. 4a, and as a function of the coupling rate in Fig. 4b. The fidelity increases with the coupling rate g and decreases with the cat amplitude α , as one would expect. Under a reasonable atom-cavity coupling rate $g \approx 10\kappa$ comparable with the current technology, a cat state with a remarkable amplitude $\alpha \approx 3.4$ (corresponding to an entangled state of about 10 photons) could be generated with a 90% fidelity.

In summary, we have proposed a scheme to generate and control multi-partite and high-dimensional Schrödinger-cat states for propagating optical pulses. The scheme is based on the state-of-the-art of the cavity technology. We have developed a variational calculation method which can be used to solve efficiently the interaction between the input-output quantum field and the cavity atom. This calculation technique enables us to quantitatively characterize the influence of various sources of practical noise on the performance of this scheme.

We thank Jeff Kimble for helpful discussions. This work was supported by the ARDA under ARO contract, the FOCUS seed funding, and the A. P. Sloan Fellowship.

-
- [1] C. Monroe, D.M. Meekhof, B.E. King, D.J. Wineland, *Science* **272**, 1131 (1996).
[2] V. Buzek, A. VidiellaBarranco, and P. L. Knight, *Phys. Rev. A* **45**, 6570 (1992).
[3] T. C. Ralph, A. Gilchrist, and G. J. Milburn, *Phys. Rev. A* **68**, 042319 (2003).
[4] M. Brune, E. Hagley, J. Dreyer, X. Matre, A. Maali, C. Wunderlich, J. M. Raimond, and S. Haroche, *Phys. Rev. Lett.* **77**, 4887 (1996).
[5] S. J. van Enk, *Phys. Rev. Lett.* **91**, 017902 (2003).
[6] K. M. Gheri and H. Ritsch, *Phys. Rev. A* **56**, 3187 (1997).
[7] S. Song, C. M. Caves, and B. Yurke, *Phys. Rev. A* **41**, 5261 (1990).
[8] A. P. Lund, H. Jeong, T. C. Ralph, and M. S. Kim, *Phys. Rev. A* **70**, 020101(R) (2004).
[9] J. McKeever, A. Boca, A. D. Boozer, J. R. Buck, H. J. Kimble, *Nature* **425**, 268 (2003).
[10] J. McKeever, J. R. Buck, A. D. Boozer, A. Kuzmich, H.-C. Ngerl, D. M. Stamper-Kurn, and H. J. Kimble, *Phys. Rev. Lett.* **90**, 133602 (2003).
[11] G. R. Guthöhrlein, M. Keller, K. Hayasaka, W. Lange, and H. Walther, *Nature* **414**, 49 (2001).
[12] J. Wenger, M. Hafezi, F. Grosshans, R. Tualle-Broui, and P. Grangier, *Phys. Rev. A* **67**, 012105 (2003).
[13] D. Gottesman, A. Kitaev, J. Preskill, *Phys. Rev. A* **64**, 012310 (2001).
[14] L.-M. Duan and H. J. Kimble, *Phys. Rev. Lett.* **92**, 127902 (2004).
[15] D. F. Walls, and G. J. Milburn, *Quantum Optics* (Springer-Verlag, Berlin, 1994).
[16] V. Buzek, and P. L. Knight, *Progress in Optics*, vol. **XXXIV**, edited by E. Wolf (North Holland, Amsterdam 1995), and refs. therein.
[17] G. M. D’Ariano, M. F. Sacchi, and P. Kumar *Phys. Rev. A* **59**, 826 (1999).
[18] L.-M. Duan, A. Kuzmich, H. J. Kimble, *Phys. Rev. A*, **67**, 032305 (2003).
[19] Other sources of photon loss, such as the photon absorp-

tion and scattering by the cavity mirrors, can be similarly described by this quantity.