

Breakdown of an Electric-Field Driven System: a Mapping to a Quantum Walk

Takashi Oka, Norio Konno[†], Ryotaro Arita and Hideo Aoki
Department of Physics, University of Tokyo, Tokyo 113-0033, Japan
[†]*Department of Applied Mathematics, Faculty of Engineering,
 Yokohama National University, Yokohama 240-8501, Japan*
 (Dated: February 9, 2020)

Quantum transport properties of electron systems driven by strong electric fields is studied by mapping the Landau-Zener transition dynamics to a one-dimensional quantum walk with a reflecting boundary, where the sites corresponds to energy levels and the boundary the ground state. In the analytic solution for the long-time distribution, boundary states are found to appear, whose release describes the Zener breakdown in the original conductor.

PACS numbers: 05.40.Fb, 05.60.Gg, 72.10.Bg

Dynamics of quantum statistical systems driven by finite external fields has attracted much attention as a typical non-equilibrium phenomenon[1, 2, 3, 4, 5, 6]. The investigation has been extended to many-body systems, and the electric-field-induced breakdown of a Mott insulator was studied in ref.[1], where a numerical analysis indicates that the breakdown is governed by Landau-Zener nonadiabatic tunneling processes caused by strong electric fields. Many-body systems have excitation spectra that consist of huge number of energy levels that anticross with each other due to the electron-electron scattering. In the regime where the insulating state is broken, such many-body Landau-Zener transitions are shown to result in a nonlinear, but non-divergent universal I - V characteristics. However, since the numerical calculation is limited to very small systems, long-time behaviors are yet to be analyzed, where a particular interest is whether the current and energy can exhibit something akin to dissipation even in isolated quantum systems. In the present Letter we study such a tunneling dynamics of driven systems by introducing a mapping to a quantum walk model.

To do so we start with an idealized model originally introduced to study impurity effects on transport properties of mesoscopic systems[2, 3, 4, 5]. Consider a ring with circumference L , and pierce it with a time-dependent AB-flux $\phi(t) = FLt/h$, which induces an electric field F . This acts on the electron wave function as a time-dependent boundary condition. For lattice systems the energy spectrum becomes periodic for $\phi \sim \phi + 1$, which corresponds to a time increment $\Delta t = 2\pi\hbar/(FL)$ necessary to pierce one flux quantum. Several authors[2, 3, 4, 5] mimicked the time evolution operator with a set of 2×2 unitary transfer matrices representing Landau-Zener transitions between neighboring energy levels. Extensive numerical studies were done, and it was found that a *dynamical localization*, or an Anderson localization in energy space, occurs, leading to a nonlinear I - V characteristics[5]. However, the effect of the quantum interference of phases, the key to the Anderson localization, has been studied only numerically[2, 3, 4, 5]. Here we make a step toward an analytical understanding of the dynamical localization with a mapping to a

quantum walk.

The quantum walk was originally introduced to study quantum algorithms in quantum information theory (for reviews, see [8, 9]). The discrete-time version of quantum walks examines the dynamics of qubits on a lattice with time evolution generated by a unitary transform. The mapping we conceive here between the quantum walk and the Landau-Zener dynamics is straightforward: A qubit on site $n \geq 0$ with chirality L, R is envisaged to correspond to states at the n '-th anticrossing point, which moves down (L) and up (R) after the tunneling event(Fig.1). One important point we note here is that the mapped quantum walk has a *reflecting* boundary, since we cannot walk below the ground state in the energy space. In previous quantum-walk studies[10, 11, 12] an absorbing boundary was considered, for which the generating functions were obtained[12]. Here we first obtain the generating function for the quantum walk with a reflecting boundary, and move on to discuss its implications on the transport theory when we map the result back to the conductor.

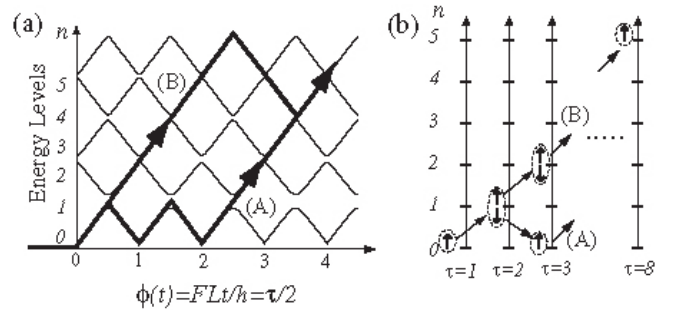


FIG. 1: (a) Landau-Zener dynamics among energy levels and (b) the corresponding quantum walk, where energy levels are mapped to sites of the qubits. Contributions from different paths (e.g., A and B) interfere with each other.

Mapping — Let the wave function for n 'th energy level at time τ (measured in units of $\Delta t/2$) be $\Psi(n, \tau) = {}^t(\psi_L(n, \tau), \psi_R(n, \tau))$, where $\psi_L(n, \tau)(\psi_R(n, \tau))$ has a left-(right-)going current. Each energy level is subject

to a Landau-Zener tunneling (with a certain probability and phase) to neighboring levels in a time period $\Delta t/2$. While transitions among more than three levels exist in principle, here we restrict ourselves to transitions among neighboring levels, for which the quantum tunneling can be described by a set of 2×2 unitary matrices[2, 3, 4, 5]. Here we simplify the problem by assuming that the matrices are identical $U = \begin{pmatrix} a & b \\ c & d \end{pmatrix}$, except for the ground

state at $k = 0$ for which we have $\tilde{U} \equiv \begin{pmatrix} \tilde{a} & \tilde{b} \\ \tilde{c} & \tilde{d} \end{pmatrix}$. As we shall see, an interesting structure arises in the overall shape of the distribution in the bounded quantum walk even within this simplification.[7] In this representation of the 2×2 matrices, the diagonal elements represent Landau-Zener tunneling, while the off-diagonal elements represent backward scattering process. The wave function evolves deterministically following a recursion formula,

$$\Psi(n, \tau + 1) = P\Psi(n + 1, \tau) + Q\Psi(n - 1, \tau) \quad (1)$$

for excited ($n \geq 2$) states, but we put

$$\begin{aligned} \Psi(1, \tau + 1) &= P\Psi(2, \tau) + \tilde{Q}\Psi(0, \tau), \\ \Psi(0, \tau + 1) &= P\Psi(1, \tau) \end{aligned} \quad (2)$$

between the ground and the first excited levels. Here we have decomposed U into $P \equiv \begin{pmatrix} a & b \\ 0 & 0 \end{pmatrix}$ and $Q \equiv \begin{pmatrix} 0 & 0 \\ c & d \end{pmatrix}$. Equations(1),(2) define the mapping to a one-dimensional quantum walk on a semi-infinite space with a reflecting boundary at $n = 0$. We take the $\tau = 0$ initial wave function $|\Psi_0\rangle$ to be the ground state, i.e., $\Psi(0, 0) = {}^t(1, 0)$ and $\Psi(n, 0) = 0$ for $n \geq 1$.

Generating function for the quantum walk — Now, we state our main result for the quantum walk: we can define a *generating function* for the wave function, $\Psi^{L,R}(0 \rightarrow n; z) = \sum_{\tau=0}^{\infty} \psi_{L,R}(n, \tau) z^\tau$, where the summation is taken over all the paths starting from 0 and ending at n . We can obtain the generating function for the reflecting boundary condition, and the result is

$$\begin{aligned} \Psi^L(0 \rightarrow n; z) &= \left(\frac{d\lambda_+(z)}{a} \right)^{n-1} \frac{\tilde{c}d}{ac} \frac{\lambda_+(z) - az}{1 - \tilde{c}A^r(0 \rightarrow 0; z)}, \\ \Psi^R(0 \rightarrow n; z) &= \left(\frac{d\lambda_+(z)}{a} \right)^{n-1} \frac{\tilde{c}z}{1 - \tilde{c}A^r(0 \rightarrow 0; z)}, \\ \lambda_+(z) &= \frac{\Delta z^2 + 1 - \sqrt{\Delta^2 z^4 + 2\Delta(1 - 2|a|^2)z^2 + 1}}{2dz}. \end{aligned} \quad (3)$$

Here $\Delta \equiv \det U = ad - bc$, and $A^r(0 \rightarrow 0; z) = [d\lambda_+(z) - \Delta z]/z$ is the generating function for the one-dimensional quantum walk with an absorbing boundary, governed by Eqs.(1,2) with $\tilde{Q} = 0$ [12].

The generating function (3) is obtained with a technique called the PQRS method, which enables us to evaluate the path integral problem in a systematic way[13]. We denote $\tilde{\Xi}^b(0 \rightarrow n; \tau)$ as the transition amplitude corresponding to a sum of paths starting from 0 and ending

at n after τ steps. For example, $\tilde{\Xi}^b(0 \rightarrow 2; 4) = PQPQ\tilde{Q} + PQ^2\tilde{Q} + Q\tilde{Q}PQ$ consists of three paths, where the quantum nature of the walk appears as non-commutativity of P, Q , etc. The transition amplitude relates the initial vector $\Psi(0, 0)$ with the wave function $\Psi(n, \tau) = \tilde{\Xi}^b(0 \rightarrow n; \tau)\Psi(0, 0)$. We also introduce $\tilde{\Xi}^a(0 \rightarrow n; \tau)$ as the transition amplitude of the quantum walk with an absorbing boundary. For example, $\tilde{\Xi}^a(0 \rightarrow 2; 4) = QPQ\tilde{Q} + PQ^2\tilde{Q}$.

The four matrices P, Q and $R \equiv \begin{pmatrix} c & d \\ 0 & 0 \end{pmatrix}$ and $S \equiv \begin{pmatrix} 0 & 0 \\ a & b \end{pmatrix}$, along with $\tilde{P}, \tilde{Q}, \tilde{R}, \tilde{S}$ span an orthonormal basis in $M_2(\mathbb{C})$ with an inner product $\langle A|B \rangle = \text{Tr}(A^\dagger B)$. An algebraic structure is defined by matrix multiplications (Table I). With the basis we can expand $\tilde{\Xi}_n^b(0 \rightarrow n)$ as

	\tilde{P}	\tilde{Q}	\tilde{R}	\tilde{S}
P	$a\tilde{P}$	$b\tilde{R}$	$a\tilde{R}$	$b\tilde{P}$
Q	$c\tilde{S}$	$d\tilde{Q}$	$c\tilde{Q}$	$d\tilde{S}$
R	$c\tilde{P}$	$d\tilde{R}$	$c\tilde{R}$	$d\tilde{P}$
S	$a\tilde{S}$	$b\tilde{Q}$	$a\tilde{Q}$	$b\tilde{S}$

TABLE I: Multiplication table for the PQRS matrices, e.g., $P\tilde{Q} = b\tilde{R}$. This also holds within the tilde (or un-tilde) quantities, e.g., $PQ = bR$.

$$\tilde{\Xi}^b(0 \rightarrow n; \tau) = \tilde{b}^{\tilde{q}}(0 \rightarrow n; \tau)\tilde{Q} + \tilde{b}^{\tilde{r}}(0 \rightarrow n; \tau)\tilde{R}. \quad (4)$$

The corresponding generating functions are defined as $\tilde{B}^{\tilde{q}, \tilde{r}}(0 \rightarrow n; z) = \sum_{\tau=0}^{\infty} \tilde{b}^{\tilde{q}, \tilde{r}}(0 \rightarrow n; \tau) z^\tau$. Generating functions $\tilde{A}^{\tilde{q}, \tilde{r}}(0 \rightarrow n; z)$ for the absorbing boundary problem is defined in a similar manner. We note that when $n = 0$, \tilde{Q} coefficients vanish, i.e., $\tilde{B}^{\tilde{q}}(0 \rightarrow 0; z) = \tilde{A}^{\tilde{q}}(0 \rightarrow 0; z) = 0$.

The generating function for the boundary-to-boundary (groundstate-to-groundstate) transition amplitude for the quantum walk with a reflecting boundary (\tilde{B}) and an absorbing boundary (B) are related as

$$\tilde{B}^{\tilde{r}}(0 \rightarrow 0; z) = \frac{A^r(0 \rightarrow 0; z)}{1 - \tilde{c}A^r(0 \rightarrow 0; z)}, \quad (5)$$

This follows from the relation, $\tilde{\Xi}^b(0 \rightarrow 0; \tau) = \tilde{\Xi}^a(0 \rightarrow 0; \tau) + \sum_{\sigma=1}^{\tau-1} \tilde{\Xi}^b(0 \rightarrow 0; 2\tau - 2\sigma)\tilde{\Xi}^b(0 \rightarrow 0; 2\sigma)$. The relation between \tilde{B} and B is

$$\begin{aligned} \tilde{B}^{\tilde{q}}(0 \rightarrow n; z) &= \left[1 + \tilde{c}\tilde{B}^{\tilde{r}}(0 \rightarrow 0; z) \right] dz B^q(0 \rightarrow n - 1; z), \\ \tilde{B}^{\tilde{r}}(0 \rightarrow n; z) &= \left[1 + \tilde{c}\tilde{B}^{\tilde{r}}(0 \rightarrow 0; z) \right] dz B^r(0 \rightarrow n - 1; z), \end{aligned} \quad (6)$$

where B without the tilde represents the time evolution with $\tilde{U} = U$. Now, with the no-tilde version of Eq.(6) we obtain $B^q(0 \rightarrow n; z) = [d\lambda_+(z)/a]^n/d$, $B^r(0 \rightarrow n; z) = [d\lambda_+(z)/a]^n[(\lambda_+(z) - az)/(acz)]$. Combining these with eq.(5),(6), we arrive at eqs.(3) after a bit of algebra.

Edge states in energy space — One asset of the generating function is that we can show that there exist “edge states” in the bounded quantum walk. To show

that let us take the Landau-Zener tunneling probability, $p = \exp(-\pi\bar{F}/F)$, where the Zener threshold electric field $\bar{F} \propto \Delta^2$ depends on the size of the gap Δ [14, 15]. We plug this in the transfer matrix,

$$U = \begin{pmatrix} \sqrt{pe^{i\beta}} & \sqrt{1-pe^{i\gamma}} \\ -\sqrt{1-pe^{-i\gamma}} & \sqrt{pe^{-i\beta}} \end{pmatrix}, \quad \tilde{U} = \begin{pmatrix} 0 & e^{i\tilde{\gamma}} \\ -e^{-i\tilde{\gamma}} & 0 \end{pmatrix}, \quad (7)$$

where the diagonal elements of \tilde{U} are set to zero to represent a complete reflection. Here the phases $\beta, \gamma, \tilde{\gamma}$ come from the dynamical phase and the geometric phase. In physical systems (such as the Hubbard model) these phase factors at the level anticrossings are generally nonzero, where the value of the phase factor varies from one crossing to another and also depends on the speed of the time evolution.

By expanding the generating function (3) into a power series in z we obtain the time evolution of the wave function (Fig.2). We can see that the wave function Ψ (on the energy axis) breaks up, after a transient period, into two parts, $\Psi(n, \tau) \sim \Psi_{\text{edge}}(n, \tau) + \Psi_{\text{bulk}}(n, \tau)$, where Ψ_{edge} is a component localized around the boundary (i.e., the ground state) while Ψ_{bulk} is a component traveling into the bulk (excited states) with a nearly constant velocity. Interestingly, the edge state only appears when the phase difference,

$$\theta \equiv \gamma - \tilde{\gamma},$$

between the bulk and boundary transfer matrices is nonzero, which is generally the case with physical systems as mentioned.

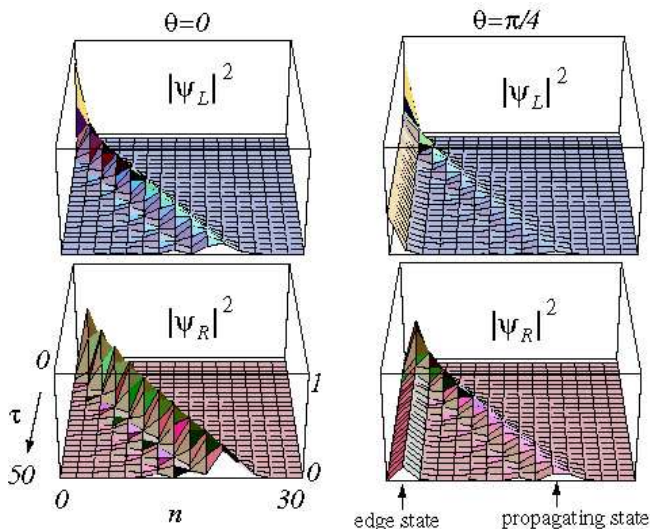


FIG. 2: Time evolution of $|\psi_{L,R}(n, \tau)|^2$ with the initial condition $\psi_L(0, 0) = 1$. Left panels are for $\gamma = \tilde{\gamma}$, right panels for $\gamma \neq \tilde{\gamma}$. Here we set $p = 0.2 < p_c = \sin^2\theta$, and only the amplitudes at even n 's are displayed.

What is the nature of the edge state? The two generating functions $\Psi_{(0 \rightarrow n)}^{L,R}(z)$ (eqs.(3)) have a common, first-order pole in z^2 at $z_{\text{pole}}^2 = \frac{1-e^{-i\theta}\sqrt{1-p}}{1-e^{i\theta}\sqrt{1-p}}$. We can then

find the asymptotic wave function using the Darboux's method,

$$\Psi_{\text{edge}}(n, \tau) \rightarrow \exp(-i\epsilon\tau\Delta t/2\hbar) \Phi_{\text{edge}}(n), \quad (8)$$

which obeys Floquet's theorem with the Floquet quasi-energy per length $\epsilon/L = (F/2\pi) \arg z_{\text{pole}}^2$, a non-monotonic function of the electric field F since $p = \exp(-\pi\bar{F}/F)$ involves F . We note that ϵ can be expressed as $\epsilon = -i\hbar \lim_{t \rightarrow \infty} \frac{1}{t} \ln \langle \Psi_0 | U(t) | \Psi_0 \rangle$, i.e., the asymptotic effective Lagrangian of the system. The elements of the Floquet state $\Phi_{\text{edge}}(n) = {}^t(\phi^L(n), \phi^R(n))$, $\phi^{L,R}(n) = \lim_{z^2 \rightarrow z_{\text{pole}}^2} \Psi^{L,R}(0 \rightarrow n; z)(1 - z^2/z_{\text{pole}}^2)$, are nonzero for n : even, and form a simple geometric series,

$$\begin{aligned} |\phi_L(n)|^2 &= r^n |\phi_L(0)|^2, \\ |\phi_R(n \geq 2)|^2 &= r^{n-1} |\phi_L(0)|^2, \quad n = 0, 2, \dots, \\ r &= p/(2 - p - 2 \cos \theta \sqrt{1-p}), \end{aligned} \quad (9)$$

with $|\phi_L(0)|^2 = (1-r)^2$. Thus $\Phi(n)$ is an edge state exponentially localized (on energy axis) around the boundary $n = 0$, whose total weight is $|\Phi_{\text{edge}}|^2 = \sum_n (|\phi_L(n)|^2 + |\phi_R(n)|^2) = 1 - r$. The size (on energy axis) of the edge state is

$$\xi = 1/|\ln r|, \quad (10)$$

which behaves as $\xi \propto F/\bar{F}$ in the small F regime and diverges as $\xi \propto |p - p_c(\theta)|^{-1} \propto \bar{F}|F - F_c(\theta)|^{-1}$, in the vicinity of the critical point, $p_c(\theta) = \sin^2\theta$, $F_c(\theta) = -\pi\bar{F}/(2 \ln \sin \theta)$. When p exceeds $p_c(\theta)$, the edge state collapses, and only the component propagating into the bulk remains.

Translation for the transport properties — Having looked at the results for the quantum walk, we are now in position to translate them into the transport properties of the driven system. The electric field F supplies energy to the system. For $\theta \neq 0$ the energy is divided between the edge state and the traveling state. Let us focus on the contribution from the edge state, while contributions from the bulk states, which should be affected by the randomness in their phases as we shall touch upon below, will be discussed elsewhere. The wave function in the quantum walk is interpreted as the distribution function of the electrons in strong electric fields. When scattering processes invading the momentum conservation law exists, states accelerated by the electric field can be scattered to another state with different momentum. This prevents particles from accelerating forever, and, after a certain period of time, a detailed balanced asymptotic state emerges. We interpret the edge state (9) of quantum walk as this asymptotic distribution. In fact, it was repeatedly observed numerically that edge states appear in the long time limit and dominate the transport properties[4, 5, 6]. Although we have ignored bulk localization in our model, we *assume* that our state (9) captures essential features of the edge states studied previously, and discuss its implication on transport phenomenon in the following.

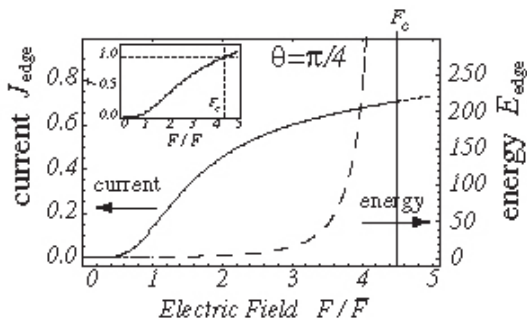


FIG. 3: The current and energy against the electric field F contributed by the edge component (eq.(11)) for $\theta = \pi/4$. (inset) F dependence of the ratio r (eq.(9)).

The total current and the energy expectation value of the driven system is defined respectively as

$$J_{\text{edge}} = \sum_n [j_n^R |\phi_R(n)|^2 + j_n^L |\phi_L(n)|^2] / |\Phi_{\text{edge}}|^2,$$

$$E_{\text{edge}} = \sum_n [E_n^R |\phi_R(n)|^2 + E_n^L |\phi_L(n)|^2] / |\Phi_{\text{edge}}|^2 \quad (11)$$

where we have normalized the quantities by the Floquet state $\Phi_{\text{edge}}(n)$ to pick up the contribution from the edge component. Following definitions in [2, 3, 4, 5], we choose $j_n^{R,L} = \pm j_0 n$, $E_n^{R,L} = E_0 n^2$, $n = 0, 2, \dots$ as the current and energy of the states, where j_0 , E_0 are units of current and energy. We note that the current measures *chiral asymmetry* (L and R) of the distribution and J is a quantum walk analog of the chiral current studied for Dirac fields(see, e.g., [16]). Plugging in eq.(9), we obtain $J_{\text{edge}} = j_0 \frac{p(2-p-2\cos\theta\sqrt{1-p})}{2\sqrt{1-p}(\sqrt{1-p}\cos\theta-1)^2}$ and a similar expression for E_{edge} , valid for $F < F_c(\theta)$ (Fig.3). In the weak-field regime, the current is suppressed until the Landau-Zener tunneling is activated [with $J_{\text{edge}} \propto \exp(-\pi\bar{F}/F)$] and the current starts to flow for $F > \bar{F}$. When F is

further increased to reach $F = F_c(\theta)$, the electric-field-induced breakdown occurs, corresponding to the edge-to-propagating transition of the quantum walk. At the breakdown point the energy expectation value diverges as $E_{\text{edge}} \sim |F - F_c(\theta)|^{-2}$. The J_{edge} , however, does not diverge but shows smooth increase followed by a saturation.

Discussions — So we have studied transport properties governed by the electric-field induced Landau-Zener tunneling by mapping the problem to a model quantum walk. The edge state in the bounded quantum walk turned out to be important in describing transport properties, where the breakdown corresponds to the edge-to-propagating transition in the former. The nonlinear I - V characteristics show suppression of the current until the Landau-Zener transition is activated around $F \sim \bar{F}$, which is consistent with numerical results[5]. However, in order to compare results with realistic systems, effects of bulk localization is still to be included. Such effect is relevant in the strong electric field regime, and the wave functions traveling into the bulk(Fig.2) shall be captured in bulk localized states. Varieties of quantum walk models are now under study, some of which showing localization (for e.g. [17]), and our mapping may prove useful in order to obtain further insights in non-equilibrium properties of driven quantum systems.

We wish to thank V. Kagalovsky, Y. Matsuo, S. Miyashita, N. Nagaosa, and Y. Tokura for fruitful discussions in the early stage of the present work. It is a pleasure to acknowledge M. Katori and T. Sasamoto who suggested a link between the transport and quantum walks. One of us (TO) thanks the Yukawa Institute for Theoretical Physics at Kyoto University, where this work was initiated during the YITP-W-03-18 on “Stochastic models in statistical mechanics”. Part of this work was supported by a Grant-in-Aid for JSPS fellows for young scientists from the Japanese ministry of education.

-
- [1] T. Oka, R. Arita, and H. Aoki, Phys. Rev. Lett. **91**, 66406 (2003).
 - [2] D. Lenstra and W. van Haeringen, Phys. Rev. Lett. **57**, 1623 (1986).
 - [3] R. Landauer, Phys. Rev. B **33**, 6497 (1985).
 - [4] Y. Gefen and D. J. Thouless, Phys. Rev. Lett. **59**, 1752 (1987).
 - [5] G. Blatter and D.A. Browne, Phys. Rev. B **37**, 3856 (1988).
 - [6] S. Fishman, D.R. Grempel, and R.E. Prange, Phys. Rev. Lett. **49**, 509 (1982).
 - [7] Even when the evolution matrix U differs from site to site, we can use eq.(6) with eq.(5) to recursively produce the generating functions for the generalized bounded quantum walk.
 - [8] J. Kempe, Contemporary Physics **44**, 307 (2003).
 - [9] B. Tregenna, et al., New Journal of Physics **5**, 83 (2003).
 - [10] E. Bach, et al., quant-ph/0207008.
 - [11] T. Yamasaki, H. Kobayashi, and H. Imai, Phys. Rev. A **68**, 012302 (2003).
 - [12] N. Konno, et al., J. Phys. A: Math. Gen. **36**, 241 (2003).
 - [13] N. Konno, Quantum Information Processing **1**, 345 (2002).
 - [14] C. Zener, Proc. Roy. Soc. A **145**, 523 (1934).
 - [15] L.D. Landau, Phys. Z. Sowjetunion **2**, 46 (1932).
 - [16] M.E. Peskin and D.V. Schroeder, *An Introduction to Quantum Field Theory* (Perseus Books, 1995).
 - [17] N. Inui, and N. Konno, cond-mat/0403153, (2004).