

A feasible gate for scalable linear optics quantum computation using polarization optics

Kaoru Sanaka and Kevin Resch
*Institut für Experimentalphysik,
Universität Wien, Boltzmannngasse
5, A-1090 Wien, Austria*

(Dated: November 3, 2018)

Abstract

Knill, Laflamme, and Milburn (KLM) proved that it is possible to build a scalable universal quantum computer using only linear-optics elements and conditional dynamics [Nature (London) **409**, 46 (2001)[1]]. However, the practical realization of the quantum logic gate for the scheme is still technically difficult. A major difficulty is the requirement for sub-wavelength level stabilization of the interlocking interferometers. Following our recent experimental work[Phys. Rev. Lett.**92**, 017902 (2004)[2]], we describe a more feasible scheme to implement the gate that greatly reduces the experimental stability requirements. The scheme uses only polarizing beam splitters and half-wave plates.

Quantum computers promise unprecedented processing power for certain types of problems like factoring products of large prime numbers[3] and searching database [4]. We have recently experimentally demonstrated many important features of the nonlinear sign shift (NS) operation in a stable, polarization insensitive configuration for the scalable linear optics quantum computation[2]. In this theoretical work, we show how those NS operations can be used, together with additional linear optical elements, to build up a two qubit logic gate.

One of the most promising systems in which to store and manipulate quantum information is the polarization state or spatial mode of single photons. This is due to the photon's robustness against decoherence and the ease of which certain necessary operations (i.e., single-qubit operations) can be carried out. However it has been very difficult to perform the necessary two-qubit operations since there is no natural interaction between photons; even when atoms mediate photon-photon interactions through nonlinear optical effects, these effects are usually negligible at the quantum level. Nonlinear optics at the quantum level has been demonstrated in cavity QED experiments[5, 6], through quantum interference[7], and proposed for systems using electromagnetically-induced transparency[8, 9] and photon-exchange interactions[10]. In stark contrast to these approaches, Knill, LaFlamme, and Milburn (KLM) showed that effective nonlinear interactions could be implemented using only linear optical elements in conjunction with single-photon sources and conditioning evolution based on successful measurements[1]. Furthermore, they proved that their scheme could be used, in principle, to build a scalable universal quantum computer. While their two-qubit gate itself is not deterministic, KLM showed that it can be made arbitrarily close to deterministic when used in conjunction with quantum teleportation [11].

In the KLM scheme, the two-qubit gate is achieved by the conditional sign-flip(CS) operation : $|M\rangle_A|N\rangle_B \rightarrow \exp(\pi MN) |M\rangle_A|N\rangle_B$. Where $M = \{0, 1\}$, $N = \{0, 1\}$ show the number of photons in optical mode A and B. The CS gate is constructed by the most fundamental element, so-called nonlinear sign-shift (NS) gates, which performs the transformation: $\alpha|0\rangle + \beta|1\rangle + \gamma|2\rangle \rightarrow \alpha|0\rangle + \beta|1\rangle - \gamma|2\rangle$ with some probability. Where the kets represents the number of photons in a optical path. CS operation is achieved by placing one NS gate in each arm of a balanced Mach Zehnder interferometer.

Some other types of CS that are not based on the KLM NS gate have also been proposed [13, 14, 15, 16, 17, 18], however Lund *et al.* shows that the two-qubit gate using the NS gates is the most resilient with non-ideal ancilla mode production and detection[19].

Ralph *et al.* simplified the KLM NS gate using non-polarizing beam splitters with unequal reflectivities[12]. This considerable flexibility makes it possible to construct the CS gate with much lower effort than original KLM scheme. However the sub-wavelength level stabilization for the whole setup is still essential because the injected photons are spatially superposed with the two arms of Mach Zehnder interferometer and the phase correlation between the arms must be maintained during the operations. The sensitivity on the optical phase makes the practical realization of their CS gate extremely difficult. Here we show that a significant simplification is possible to implement the CS gate by using the different polarization states in a same spatial mode by removing or strongly reducing the phase sensitivity of the system.

A simplified version of NS operation is shown in Fig.1(a). An input state, $|\Psi_{\text{IN}}\rangle = |n\rangle$, impinges on a beam-splitter (BS) with reflection probability R ; a single ancilla photon, $|1\rangle$ impinges from the other side of the beam splitter. The two input modes, 1 and 2, undergo a unitary transformation into two output modes, 3 and 4, described by $\hat{a}_1 \rightarrow \sqrt{R}\hat{a}_3 + \sqrt{1-R}\hat{a}_4$ and $\hat{a}_2 \rightarrow -\sqrt{1-R}\hat{a}_3 + \sqrt{R}\hat{a}_4$. The NS operation is successful when one and only one photon reaches the detector in mode 4. Provided the photons are indistinguishable, the two paths leading to exactly one photon in mode 4 will interfere. Either all $n+1$ photons are reflected or $n-1$ of the photons in mode 1 are reflected and 1 photon in each of modes 1 and 2 are transmitted. When a single photon ends up in mode 4, the photon number state undergoes the following transformation:

$$|\Psi_{\text{IN}}\rangle = |n\rangle \xrightarrow{\text{NS}} |\Psi_{\text{OUT}}\rangle = (\sqrt{R})^{n-1}[R - n(1-R)]|n\rangle, \quad (1)$$

where the unusual normalization of the output state reflects the probability amplitude of success. The sign of the phase shift depends on the number of incident photons and the reflection probability of the BS. For $n < R/(1-R)$, the sign of the amplitude is unchanged and for $n > R/(1-R)$ it picks up a negative sign. For $n = R/(1-R)$ the critical case, where , the output probability amplitude becomes zero. This is due to the generalized Hong-Ou-Mandel-style interference effect[20]. In our proposal, the extension of the NS operation to include a second polarization mode is straightforward. We inject a horizontally-polarized ancilla photon into the BS in Fig. 1 and consider only the cases where the single photon detected in mode 4 is horizontally polarized. The transformation for the horizontal polarization is as in (1). There is only 1 possible path which leads to no vertically-polarized photons in mode 4; that is for all vertically-polarized photons to be reflected. This operation

for the input state with m vertically-polarized photons and n horizontally-polarized photons is given by:

$$\begin{aligned} |\Psi_{\text{IN}}\rangle &= |m_{\text{V}}; n_{\text{H}}\rangle \\ \xrightarrow{\text{NS}} |\Psi_{\text{OUT}}\rangle &= (\sqrt{R_{\text{V}}})^m (\sqrt{R_{\text{H}}})^{n-1} [R_{\text{H}} - n_{\text{H}}(1 - R_{\text{H}})] |m_{\text{V}}; n_{\text{H}}\rangle, \end{aligned} \quad (2)$$

where R_{V} and R_{H} are the reflection probabilities for vertical and horizontal polarization respectively. As expected, the vertical photon number, m , does not appear in the square bracket nonlinear-sign term. The only change the vertically-polarized photons contribute is the reflection amplitude raised to the power of m .

The operation of CS gate is constructed on the setup using two such polarization-based NS gates and linear-optics element shown in Fig. 2. The inset shows the detail of the polarization-based NS gate. It is constructed using a beam splitter with polarization-sensitive reflectivity probabilities R_{V} and R_{H} and single-photon detectors. Single-photon sources, $|1_{\text{H}}\rangle$ are injected into one input port of BS's as ancilla. The successful operation is signaled when the single photon detector monitoring the horizontal mode in each NS operation detects exactly one photon and no vertically-polarized photons are detected using a polarizing beam-splitter (PBS) and single-photon detectors.

We consider input states $|\Psi_0\rangle$ that are superpositions of $|0\rangle_{\text{A}}|0\rangle_{\text{B}}$, $|0\rangle_{\text{A}}|1_{\text{H}}\rangle_{\text{B}}$, $|1_{\text{H}}\rangle_{\text{A}}|0\rangle_{\text{B}}$ and $|1_{\text{H}}\rangle_{\text{A}}|1_{\text{H}}\rangle_{\text{B}}$, where all of the photons are horizontally polarized. This forms a computational space for 2 qubits. The general input state for the gate is described as:

$$|\Psi_0\rangle = a |0\rangle_{\text{A}}|0\rangle_{\text{B}} + b |0\rangle_{\text{A}}|1_{\text{H}}\rangle_{\text{B}} + c |1_{\text{H}}\rangle_{\text{A}}|0\rangle_{\text{B}} + d |1_{\text{H}}\rangle_{\text{A}}|1_{\text{H}}\rangle_{\text{B}}. \quad (3)$$

The two input optical modes are combined into a single spatial mode using a HWP that rotates the polarizations by 90 degrees and a PBS. Once in the same spatial mode, second HWP rotates the polarizations by 45 degrees. Following the transformation by the setup, the combined state in mode C is described as:

$$\begin{aligned} |\Psi_1\rangle &= a |0_{\text{V}}; 0_{\text{H}}\rangle_{\text{C}} + \frac{b-c}{\sqrt{2}} |0_{\text{V}}; 1_{\text{H}}\rangle_{\text{C}} + \frac{b+c}{\sqrt{2}} |1_{\text{V}}; 0_{\text{H}}\rangle_{\text{C}} \\ &\quad - \frac{d}{\sqrt{2}} |0_{\text{V}}; 2_{\text{H}}\rangle_{\text{C}} + \frac{d}{\sqrt{2}} |2_{\text{V}}; 0_{\text{H}}\rangle_{\text{C}}. \end{aligned} \quad (4)$$

The first NS operation is applied for $|\Psi_1\rangle$ and affects only the horizontal component of the state. Following the polarization based NS operation (2), the state in mode C is undergoes

the following transformation:

$$\begin{aligned}
|\Psi_2\rangle = & \sqrt{R_H} a |0_V; 0_H\rangle_C \\
& - \frac{(1 - 2R_H)(b - c)}{\sqrt{2}} |0_V; 1_H\rangle_C + \frac{\sqrt{R_V R_H}(b + c)}{\sqrt{2}} |1_V; 0_H\rangle_C \\
& + \frac{\sqrt{R_H}(2 - 3R_H) d}{\sqrt{2}} |0_V; 2_H\rangle_C + \frac{R_V \sqrt{R_H} d}{\sqrt{2}} |2_V; 0_H\rangle_C.
\end{aligned} \tag{5}$$

A HWP that rotates the polarizations by 90 degrees after the first NS gate exchanges the roles of horizontal and vertical polarization. Then, the second NS operation is applied and affects the horizontal component of the state.

$$\begin{aligned}
|\Psi_3\rangle = & R_H a |0_V; 0_H\rangle_C \\
& + \frac{\sqrt{R_V R_H}(1 - 2R_H)}{\sqrt{2}} \{ (b + c) |0_V; 1_H\rangle_C - (b - c) |1_V; 0_H\rangle_C \} \\
& - \frac{R_V R_H (2 - 3R_H) d}{\sqrt{2}} (|0_V; 2_H\rangle_C - |2_V; 0_H\rangle_C).
\end{aligned} \tag{6}$$

Using the final HWP rotates the polarizations by 45 degrees and a polarizing beam-splitter (PBS), and HWP rotates the polarizations by -90 degrees combination, the photons are split up again into two different spatial modes and returned to the same polarization states.

$$\begin{aligned}
|\Psi_4\rangle = & R_H a |0\rangle_A |0\rangle_B \\
& + \sqrt{R_V R_H}(1 - 2R_H) (b |0\rangle_A |1_H\rangle_B + c |1_H\rangle_A |0\rangle_B) \\
& - R_H R_V (2 - 3R_H) d |1_H\rangle_A |1_H\rangle_B.
\end{aligned} \tag{7}$$

When the BS has reflection probabilities:

$$R_V = 5 - 3\sqrt{2} \approx 0.76, \tag{8a}$$

$$R_H = (3 - \sqrt{2})/7 \approx 0.23, \tag{8b}$$

then achieving $R_H = \sqrt{R_V R_H}(1 - 2R_H) = R_H R_V (2 - 3R_H)$ and the two-qubit CS gate is implemented because all probability amplitudes of the output states for $|0\rangle_A |0\rangle_B$, $|0\rangle_A |1_H\rangle_B$, $|1_H\rangle_A |0\rangle_B$ and $|1_H\rangle_A |1_H\rangle_B$ become equal. The required reflectivities are the same as those of non-polarizing beam splitters for the Ralph's gate and both of the gates give the same probability of successful operation[12]. The success probability is given by $R_H^2 \approx 0.05$. This two-qubit gate is non-deterministic, however near deterministic operation is possible when the gate is used in conjunction with a quantum teleportation protocol [1, 11]. Universal

quantum computation is then possible with this two-qubit gate together with all single-qubit rotations from a universal set [21, 22].

One could, in principle, build a custom optical beam splitter (i.e. dielectric filters) with the desired reflectivities to satisfy (8a) and (8b) - in this case the scheme has no phase sensitivity whatsoever. However, building such an optic might have technology (and cost) constraints; here we describe a simple method to construct such a polarization-sensitive beam splitter using standard polarization optical components with the tradeoff of accepting some phase sensitivity. This polarization sensitive variable beam splitter can be constructed by two PBS's and four HWP's that is shown in Fig. 3. The first (last) HWP that is placed on mode 2 (4) rotate the polarization state 90 (-90) degrees. The middle two HWP's in the interferometer rotate the polarization state arbitrary angles α and β . The two input modes, 1 and 2, undergo a unitary transformation into two output modes, 3 and 4. The vertically-polarized photon is described by

$$\hat{a}_{V1} \rightarrow \cos \alpha \hat{a}_{V3} + \sin \alpha \hat{a}_{V4}, \quad (9a)$$

$$\hat{a}_{V2} \rightarrow -\sin \alpha \hat{a}_{V3} + \cos \alpha \hat{a}_{V4}, \quad (9b)$$

and the horizontally-polarized photon is described by

$$\hat{a}_{H1} \rightarrow \cos \beta \hat{a}_{H3} + \sin \beta \hat{a}_{H4}, \quad (10a)$$

$$\hat{a}_{H2} \rightarrow -\sin \beta \hat{a}_{H3} + \cos \beta \hat{a}_{H4}. \quad (10b)$$

R_V and R_H are determined by the rotation angles α and β , and become $R_V = \cos^2 \alpha$ and $R_H = \cos^2 \beta$. When the angles are set $\alpha \approx 29.5$ degrees and $\beta \approx 61.6$ degrees, required reflectivities (8a) and (8b) is satisfied.

This theoretical paper details how our recently demonstrated nonlinear sign shift gate can be used to construct the requisite two-qubit conditional phase gate for scalable linear optics quantum computation[2]. The typical 50/50 BS, where $R_V = R_H = 1/2$, is used for the experiment. The presented scheme is the readily feasible extension of the experiment by simply using two NS gates and changing the reflectivity of the BS. The scheme herein is also designed to eliminate all or most of the phase sensitivity inherent in other linear optics gates to simplify the experimental implementation. We have also described a simple method for building polarization sensitive variable beam splitters - such an object may have other uses in quantum optics like optimal phase covariant cloning of photonic qubits[23]. This work

and the recent results bring linear optics quantum computation and information processing closer to a reality.

This work was supported by the Austrian Science Foundation (FWF), project numbers M666 and SFB 015 P06, NSERC, and the European Commission, contract number IST-2001-38864.

-
- [1] K. Knill, R. Laflamme, and G. J. Milburn, *Nature (London)* **409**, 46 (2001).
 - [2] K. Sanaka *et al.*, *Phys. Rev. Lett.* **92**, 017902 (2004).
 - [3] P. W. Shor, in *Proceedings of the 35th Symposium on Foundation of Computer Science* 124-133 (IEEE Comp. Soc. Press, Los Alamos, CA, 1994).
 - [4] L. K. Grover, *Phys. Rev. Lett.* **79**, 325 (1997).
 - [5] Q. A. Turchette *et al.*, *Phys. Rev. Lett.* **75**, 4710 (1995).
 - [6] A. Rauschenbeutel *et al.*, *Phys. Rev. Lett.* **83**, 5166 (1999).
 - [7] K. J. Resch, J. S. Lundeen, and A. M. Steinberg, *Phys. Rev. Lett.* **89**, 037904 (2002).
 - [8] S. E. Harris and L. V. Hau, *Phys. Rev. Lett.* **82**, 4611 (1999).
 - [9] M. M. Kash *et al.* *Phys. Rev. Lett.* **82**, 5229 (1999).
 - [10] J. D. Franson, *Phys. Rev. Lett.* **78**, 3852 (1997).
 - [11] D. Gottesman, I. L. Chuang, *Nature (London)* **402**, 390 (1999).
 - [12] T. C. Ralph, A. G. White, W. J. Munro, and G. J. Milburn, *Phys. Rev. A.* **65**, 012314 (2001).
 - [13] E. Knill, *Phys. Rev. A.* **66**, 052306 (2002).
 - [14] M. Koashi, T. Yamamoto, N. Imoto, *Phys. Rev. A.* **63**, 030301(R) (2001).
 - [15] T. B. Pittman, B. C. Jacobs, and J. D. Franson, *Phys. Rev. A.* **64**, 062311 (2001).
 - [16] X. B. Zou, K. Pahlke, and W. Mathis, *Phys. Rev. A.* **65**, 064305 (2002).
 - [17] H. F. Hofmann and S. Takeuchi, *Phys. Rev. A.* **66**, 024308 (2002).
 - [18] K. Sanaka, K. Kawahara, and T. Kuga, *Phys. Rev. A.* **66**, 040301(R) (2002).
 - [19] A. P. Lund, T. B. Bell and T. C. Ralph, *Phys. Rev. A.* **68**, 022313 (2003).
 - [20] C. K. Hong, Z. Y. Ou, and L. Mandel, *Phys. Rev. Lett.* **59**, 2044 (1987).
 - [21] T. Sleator and H. Weinfurter, *Phys. Rev. Lett.* **74**, 4087 (1995).
 - [22] A. Barenco *et al.*, *Phys. Rev. A.* **52**, 3457 (1995).
 - [23] J. Fiurasek, *Phys. Rev. A.* **67**, 052314 (2003).

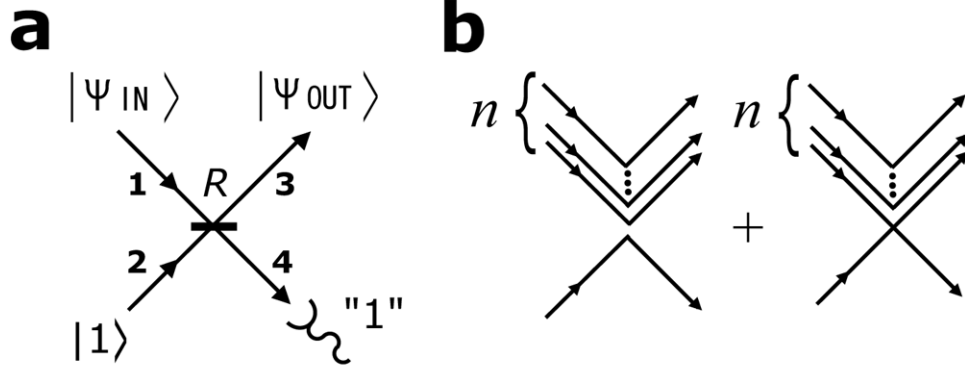


FIG. 1: (A) Schematic of a simplified version of nonlinear sign-shift (NS) operation constructed by a non-polarizing beam splitter of reflectivity R . $|\Psi_{IN}\rangle$ and $|\Psi_{OUT}\rangle$ are the quantum states of input and output photons. The operation is successful when the single-photon detector in ancilla mode 4 counts a single photon. (B) The two paths that lead to the detection of exactly one photon in output mode 4. In the first case all of the photons are reflected. In the second case, one ancilla photon and one of the n input photons are transmitted and rest are reflected. As long as all of the photons are indistinguishable, these two paths can interfere.

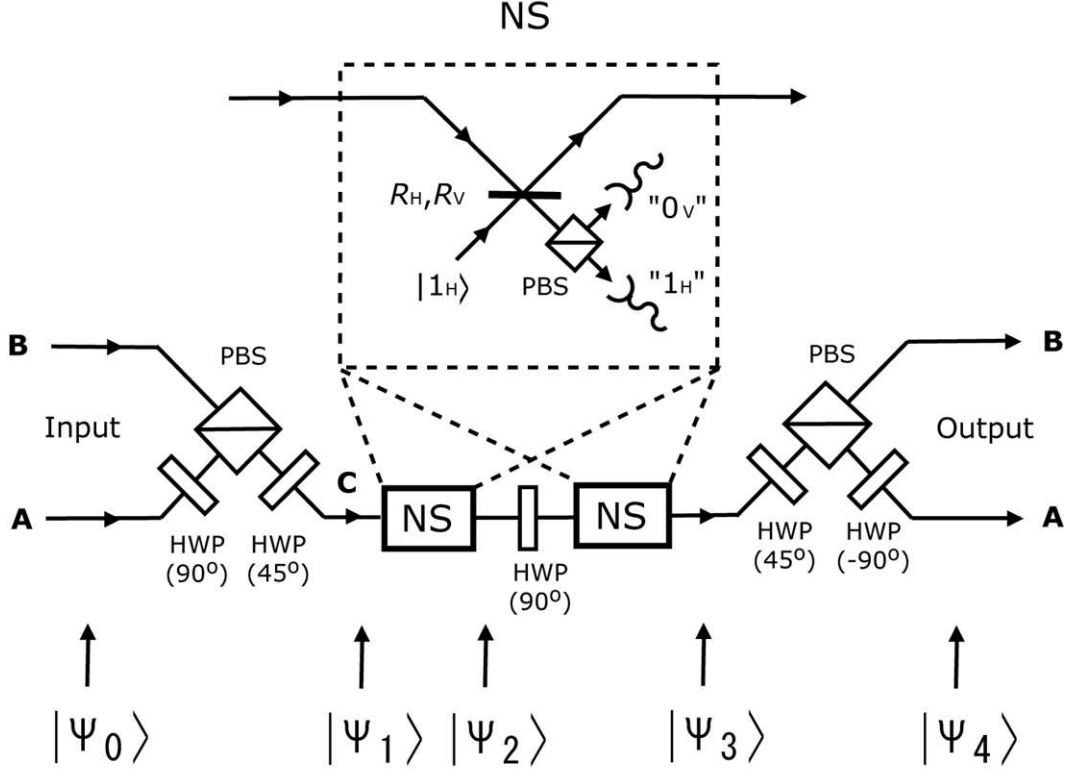


FIG. 2: Two-qubit gate for the full conditional-sign flip which implements the transformation (for input states 00, 01, 10, 11) using two polarization-based NS gates and linear-optics elements. Two incoming horizontally-polarized modes are combined into a single spatial mode (with different polarizations) using half-wave plates (HWP), and a polarizing beam splitter (PBS). (The brackets of HWP show the rotation angle.) The NS operations are performed twice, once each for each polarization, and the photons are reconvered back to two separate spatial modes. The inset shows the detail of polarization-based NS gate. It is constructed using a beam splitter with polarization-sensitive reflectivity probabilities R_V and R_H and single-photon detectors. Single-photon sources, $|1_H\rangle$ are injected into one input port of BS's as ancilla. The successful operation is signaled when the single photon detector monitoring the horizontal mode in each NS operation detects exactly one photon and no vertically-polarized photons are detected.

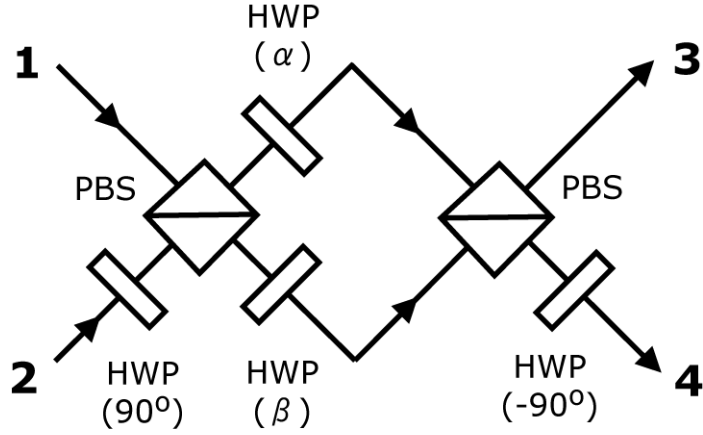


FIG. 3: Implementation of the polarization sensitive variable beam splitter with reflectivity probabilities R_V and R_H using polarization-optical elements. The setup is constructed by two PBS's and four HWP's. The first (last) HWP rotate the polarization state 90(-90) degree. The two middle HWP's inside the interferometer rotate the polarization state arbitrary angles α and β . R_V and R_H are determined by the rotation angles α and β , and become $R_V = \cos^2 \alpha$ and $R_H = \cos^2 \beta$.