

Quantum logic networks for probabilistic teleportation of many particle state of general form

Ting Gao,^{1,2} Fengli Yan^{3,4} and Zhixi Wang¹

¹ *Department of Mathematics, Capital Normal University, Beijing 100037, China*

² *College of Mathematics and Information Science,
Hebei Normal University, Shijiazhuang 050016, China*

³ *Department of Physics, Hebei Normal University, Shijiazhuang 050016, China*

⁴ *CCAST (World Laboratory), P.O. Box 8730, Beijing 100080, China*

The scheme for probabilistic teleportation of an N-particle state of general form is proposed. As the special cases we construct efficient quantum logic networks for implementing probabilistic teleportation of a two-particle state, a three-particle state and a four-particle state of general form, built from single qubit gates, two-qubit controlled-not gates, Von Neumann measurement and classically controlled operations.

PACS numbers: 03.65.Bz, 03.67.Hk

I. INTRODUCTION

Quantum teleportation, originally proposed by Bennett et al, is one of the most striking progress of quantum information theory [1]. It allows the transmission of an unknown qubit state from a sender "Alice" to a spatially distant receiver "Bob" via a quantum channel with the aid of some classical communication. It will be useful in quantum computers [2, 3]. It can be used to transmit information reliably in noisy situations where a message would otherwise be degraded, and to transfer information from fleeting or hard-to-control carriers to particles more suitably for permanent storage. Moreover, it has application in quantum cryptography and quantum dense coding [4-8].

At present, teleportation has been generalized to many cases [9-15] and demonstrated with the polarization photon [16] and a single coherent mode of field [17] in the experiments [18, 19]. Due to the influence of environment, the quantum channel composed of a pure entangled state is always taken to be nonmaximal. Therefore, it is of great interest to study the teleportation of an unknown quantum state using a partly entangled state as the quantum channel. Shi et al and Lu et al proposed a protocol for probabilistic teleportation of two-particle entangled state via a three-particle nonmaximally entangled state [12, 14]. However, the form of two-particle entangled state is not a general form of two-particle state. In order to conquer this limitation, Yan et al have generalized Shi's method to the two-particle state of general form by using partly entangled four-particle pure state as the quantum channel [15]. In this scheme, an unknown two-particle state of general form, whether entangled or not, can be transmitted from a sender to a receiver through a partly entangled four-particle pure state with certain probability. Unfortunately in their protocol sixteen unitary transformations must be implemented. Obviously, it is not favorable to the experimental realization of teleportation.

Recently, Barenco et al showed that all unitary operations on arbitrarily many bits can be decomposed into the combinations of a set of one-bit quantum gates and two-bit Controlled-Not (CNOT) gates [20]. In terms of only single-qubit gates, two-qubit CNOT gates, Von Neumann measurement and classically controlled operations, Liu et al presented quantum logic networks for probabilistic teleportation of a single qubit and a two-particle entangled state, using a partially entangled pair and a three-particle nonmaximally entangled state, respectively [21]. Clearly the quantum logic networks for probabilistic teleportation will be important in realizing the teleportation scheme in the experiment. Gao et al simplified the scheme of Ref.[15] first, then give a quantum logic network for probabilistic teleportation of two-particle state of general form [22].

Since there are a great quantity of many particle quantum system in the real world, for example, the quantum computer is one, so it is important to study the teleportation of many particle state and deal with teleportation problem in a comprehensive way. In this paper we discuss probabilistic teleportation of many particle state.

This paper is organized as follows. We begin by introducing some notations and symbols in section 2. In section 3 we develop an overall framework for probabilistically teleporting an N-particle state of general form via a 2N-particle nonmaximally entangled channel in a comprehensive way. The essential idea behind this framework may be simplified in section 4 by considering the special cases when N=2, 3, 4. First, by means of the primitive operations consisting of single-qubit gates, two-qubit CNOT gates, Von Neumann measurement and classically controlled operations, we present an even simpler and more efficient quantum logic network than that of Ref.[22] for probabilistically teleporting an unknown two-particle state of general form. Second, the quantum networks for probabilistic teleportation of a three-particle state and a four-particle state of general form are also exhibited.

side from the unnormalized states of his N particles. He introduces an auxiliary particle a with the initial state $|0\rangle_a$ and performs a collective unitary transformation

$$U_N = \begin{pmatrix} I & & & & \\ & u_1 & & & \\ & & u_2 & & \\ & & & \ddots & \\ & & & & u_{2N-1} \end{pmatrix} \quad (6)$$

on the state of particles $2N + 1, 2N + 2, \dots, 3N$ and a , where

$$u_i = \begin{pmatrix} \frac{y_0}{y_i} & -\sqrt{1 - \frac{y_0^2}{y_i^2}} \\ \sqrt{1 - \frac{y_0^2}{y_i^2}} & \frac{y_0}{y_i} \end{pmatrix}; \quad i = 1, 2, \dots, 2N - 1.$$

If the measurement outcome on the auxiliary particle made by Bob is $|1\rangle_a$, the teleportation fails. While the measurement result is $|0\rangle_a$, the state of Bob's particles $2N+1, 2N+2, \dots, 3N$ is in one of 4^N states $|\varphi_k\rangle_{2N+1, 2N+2, \dots, 3N}$ not containing y_k ($k = 0, 1, 2, \dots, 4^N - 1$), and Bob can 'fix up' his state, recovering $|\phi\rangle_{123\dots N}$, by the appropriate quantum gates.

The unitary operator U_N may be written as

$$\begin{aligned} U_N = & (X^{\otimes(N-1)} \otimes I \otimes I) \Lambda_N(u_1) (I^{\otimes(N-2)} \otimes X^{\otimes 2} \otimes I) \Lambda_N(u_2) (I^{\otimes(N-1)} \otimes X \otimes I) \Lambda_N(u_3) (I^{\otimes(N-3)} \otimes \\ & X^{\otimes 3} \otimes I) \Lambda_N(u_4) (I^{\otimes(N-1)} \otimes X \otimes I) \Lambda_N(u_5) (I^{\otimes(N-2)} \otimes X^{\otimes 2} \otimes I) \Lambda_N(u_6) (I^{\otimes(N-1)} \otimes X \otimes I) \Lambda_N(u_7) \\ & (I^{\otimes(N-4)} \otimes X^{\otimes 4} \otimes I) \Lambda_N(u_8) (I^{\otimes(N-1)} \otimes X \otimes I) \Lambda_N(u_9) (I^{\otimes(N-2)} \otimes X^{\otimes 2} \otimes I) \Lambda_N(u_{10}) (I^{\otimes(N-1)} \otimes \\ & X \otimes I) \Lambda_N(u_{11}) (I^{\otimes(N-3)} \otimes X^{\otimes 3} \otimes I) \Lambda_N(u_{12}) (I^{\otimes(N-1)} \otimes X \otimes I) \Lambda_N(u_{13}) (I^{\otimes(N-2)} \otimes X^{\otimes 2} \otimes I) \\ & \Lambda_N(u_{14}) (I^{\otimes(N-1)} \otimes X \otimes I) \Lambda_N(u_{15}) (I^{\otimes(N-5)} \otimes X^{\otimes 5} \otimes I) \Lambda_N(u_{16}) (I^{\otimes(N-1)} \otimes X \otimes I) \Lambda_N(u_{17}) \\ & (I^{\otimes(N-2)} \otimes X^{\otimes 2} \otimes I) \Lambda_N(u_{18}) (I^{\otimes(N-1)} \otimes X \otimes I) \Lambda_N(u_{19}) (I^{\otimes(N-3)} \otimes X^{\otimes 3} \otimes I) \Lambda_N(u_{20}) (I^{\otimes(N-1)} \\ & \otimes X \otimes I) \Lambda_N(u_{21}) (I^{\otimes(N-2)} \otimes X^{\otimes 2} \otimes I) \Lambda_N(u_{22}) (I^{\otimes(N-1)} \otimes X \otimes I) \Lambda_N(u_{23}) (I^{\otimes(N-4)} \otimes X^{\otimes 4} \otimes I) \\ & \Lambda_N(u_{24}) (I^{\otimes(N-1)} \otimes X \otimes I) \Lambda_N(u_{25}) (I^{\otimes(N-2)} \otimes X^{\otimes 2} \otimes I) \Lambda_N(u_{26}) (I^{\otimes(N-1)} \otimes X \otimes I) \Lambda_N(u_{27}) \\ & (I^{\otimes(N-3)} \otimes X^{\otimes 3} \otimes I) \Lambda_N(u_{28}) (I^{\otimes(N-1)} \otimes X \otimes I) \Lambda_N(u_{29}) (I^{\otimes(N-2)} \otimes X^{\otimes 2} \otimes I) \Lambda_N(u_{30}) (I^{\otimes(N-1)} \\ & \otimes X \otimes I) \Lambda_N(u_{31}) (I^{\otimes(N-6)} \otimes X^{\otimes 6} \otimes I) \Lambda_N(u_{32}) (I^{\otimes(N-1)} \otimes X \otimes I) \Lambda_N(u_{33}) (I^{\otimes(N-2)} \otimes X^{\otimes 2} \otimes I) \\ & \dots \Lambda_N(u_{2N-3}) (I^{\otimes(N-2)} \otimes X^{\otimes 2} \otimes I) \Lambda_N(u_{2N-2}) (I^{\otimes(N-1)} \otimes X \otimes I) \Lambda_N(u_{2N-1}). \end{aligned} \quad (7)$$

Here $I^{\otimes(N-k)}$ and $X^{\otimes k}$ denote the parallel action of $N - k$ unity operators and k NOT gates, respectively. For saving space, we do not give an implementation of U_N in terms of one and two qubit operations and also do not depict out the quantum circuit illustrating the teleportation procedure of the N -particle state of general form via a shared $2N$ -particle nonmaximally entanglement. But in what follows we give the special cases when $N=2, 3, 4$.

IV. TELEPORTATION OF A GENERAL TWO-PARTICLE, THREE-PARTICLE AND FOUR-PARTICLE STATE

In this section we construct the quantum logic circuit implementing the probabilistic teleportation process of a two-particle, three-particle and four-particle state of general form. That will make the scheme of probabilistic teleportation more concrete.

In Ref.[22] we discussed the case $N=2$. Here we take

$$U_2 = \begin{pmatrix} I & & \\ & u_1 & \\ & & u_2 \\ & & & u_3 \end{pmatrix}, \quad (8)$$

which can also realize the teleportation with the same probability of success as in Ref.[22]. U_2 can be expressed as

$$U_2 = \Lambda_2(u_3) (I \otimes X \otimes I) \Lambda_2(u_2) (X \otimes X \otimes I) \Lambda_2(u_1) (X \otimes I \otimes I). \quad (9)$$

The gate array of U_2 is depicted in Fig.1. By the technique for simulating $\Lambda_2(u)$ gates given by Barenco et al and the

Eq.(9) we derive

$$\begin{aligned}
U_2 = & (I \otimes I \otimes A_3)(C^{5a} \otimes I^6)(I \otimes I \otimes B_3)(C^{5a} \otimes I^6)(C^{56} \otimes I)(I \otimes I \otimes B_3)(I \otimes C^{6a})(I \otimes I \otimes A_3) \\
& (I \otimes C^{6a})(C^{56} \otimes I)(I \otimes I \otimes A_3)(I \otimes C^{6a})(I \otimes I \otimes B_3)(I \otimes C^{6a})(I \otimes X \otimes I)(I \otimes I \otimes A_2) \\
& (C^{5a} \otimes I^6)(I \otimes I \otimes B_2)(C^{5a} \otimes I^6)(C^{56} \otimes I)(I \otimes I \otimes B_2)(I \otimes C^{6a})(I \otimes I \otimes A_2)(I \otimes C^{6a}) \\
& (C^{56} \otimes I)(I \otimes I \otimes A_2)(I \otimes C^{6a})(I \otimes I \otimes B_2)(I \otimes C^{6a})(X \otimes X \otimes I)(I \otimes I \otimes A_1)(C^{5a} \otimes I^6) \\
& (I \otimes I \otimes B_1)(C^{5a} \otimes I^6)(C^{56} \otimes I)(I \otimes I \otimes B_1)(I \otimes C^{6a})(I \otimes I \otimes A_1)(I \otimes C^{6a})(C^{56} \otimes I) \\
& (I \otimes I \otimes A_1)(I \otimes C^{6a})(I \otimes I \otimes B_1)(I \otimes C^{6a})(X \otimes I \otimes I)
\end{aligned} \tag{10}$$

which is the decomposition constructed out of only two-qubit CNOT gate $\Lambda_1(X)$ along with a set of one-qubit operations (of the form $\Lambda_0(u)$). Here we assume $\cos \frac{\theta_i}{2} = \frac{y_0}{y_i}$, then $u_i = R_y(-\theta_i) = \begin{pmatrix} \cos \frac{\theta_i}{2} & -\sin \frac{\theta_i}{2} \\ \sin \frac{\theta_i}{2} & \cos \frac{\theta_i}{2} \end{pmatrix}$, $A_i = R_y(-\frac{\theta_i}{4})$ and $B_i = R_y(\frac{\theta_i}{4})$ for $i = 1, 2, 3$. In Eq.(10) C^{ij} are the two-qubit CNOT gates $\Lambda_1(X)$ of control qubit i and target qubit j ($i, j = 5, 6, a$) and I^6 means the unity operation on particle 6.

In this way, only a collective unitary operation U_2 is required to achieve the probabilistic teleportation of an unknown general two-particle quantum state $|\phi\rangle_{12}$, which, with regard to quantum gate array, is simpler and more efficient than the scheme in Ref.[22] and even greater simplification than the scheme in Ref.[15] where sixteen different collective unitary operations are needed for the same task.

For the case $N=3$, under the computational basis $|0000\rangle_{789a}, |0001\rangle_{789a}, |0010\rangle_{789a}, \dots, |1111\rangle_{789a}$, Bob performs a unitary operation

$$U_3 = \begin{pmatrix} I & & & & & & & \\ & u_1 & & & & & & \\ & & u_2 & & & & & \\ & & & \ddots & & & & \\ & & & & & & & u_7 \end{pmatrix} \tag{11}$$

on the state of particles 7, 8, 9 and a .

If the measurement outcome made by Bob on the auxiliary qubit a is $|1\rangle_a$, the teleportation fails. However, if the measurement result is $|0\rangle_a$, the state of Bob's three particles 7, 8 and 9 is one of sixty-four states $|\varphi_0\rangle_{789}, |\varphi_1\rangle_{789}, |\varphi_2\rangle_{789}, \dots, |\varphi_{63}\rangle_{789}$. There are no y_i in the coefficients of these states, for instance, one of these sixty-four states is

$$\begin{aligned}
|\varphi_3\rangle_{789} = & x_0|100\rangle_{789} + x_1|101\rangle_{789} + x_2|110\rangle_{789} + x_3|111\rangle_{789} - x_4|000\rangle_{789} - x_5|001\rangle_{789} \\
& - x_6|010\rangle_{789} - x_7|011\rangle_{789}.
\end{aligned} \tag{12}$$

The teleportation can be successfully achieved with the classical information from Alice and corresponding unitary operations ($I, \sigma_x, \sigma_y, \sigma_z$) which are easily designed on the particles 7, 8 and 9. For example Bob can 'fix up' $|\varphi_3\rangle_{789}$ into the initial state of particles 1, 2 and 3 by applying first a σ_x and then a σ_z gate on the particle 7.

The unitary operator U_3 can be written

$$\begin{aligned}
U_3 = & (X \otimes X \otimes I \otimes I)\Lambda_3(u_1)(I \otimes X \otimes X \otimes I)\Lambda_3(u_2)(I \otimes I \otimes X \otimes I)\Lambda_3(u_3)(X \otimes X \otimes X \otimes I) \\
& \Lambda_3(u_4)(I \otimes I \otimes X \otimes I)\Lambda_3(u_5)(I \otimes X \otimes X \otimes I)\Lambda_3(u_6)(I \otimes I \otimes X \otimes I)\Lambda_3(u_7).
\end{aligned} \tag{13}$$

With the help of the work done by Barenco et al [20], it is not difficult for us to give the decomposition of U_3 using basic operations ($\Lambda_0(u)$ and $\Lambda_1(X)$). For saving space, we will not exhibit it here. The sequence of the gate U_3 is illustrated in Fig.2.

The quantum circuit for the teleportation of an unknown general three-particle quantum state $|\phi\rangle_{123}$ is presented in Fig.3.

Here T_1, T_2, \dots, T_7 are single-qubit rotation transformations. We can carefully choose T_1, T_2, \dots, T_7 to make the quantum state of the particles 4, 5, 6, 7, 8 and 9 to be the quantum channel $|\phi\rangle_{456789}$ by the first dash line. If the measurement result on the auxiliary qubit at the output state is $|0\rangle_a$, the teleportation is successful with the final state of the particle 7, 8 and 9 being reconstructed as the initial state to be teleported.

Note that a controlled unitary operation acting on any number of qubits followed by the measurement of the control qubit can be replaced by the measurement of the control qubit preceding the controlled operation [21]. Therefore, Fig.3 can be re-expressed as Fig.4.

In Fig.4, the controlled operation can be realized locally by Bob depending on the results of the six measurements performed by Alice on her own qubits. If and only if the outcome of Alice's measurement is 1, Bob can execute the Controlled-Not X or controlled- Z . If the measurement result of the auxiliary particle is $|1\rangle_a$, the teleportation fails. If the result is $|0\rangle_a$, the final state of particles 7, 8 and 9 at Bob's side will be collapsed into $|\phi\rangle_{789} = \sum_{i=0}^7 x_i|i\rangle_{789}$,

which is the desired state. That is to say, if the measurement outcome on the state of the auxiliary qubit is $|0\rangle_a$, perfect teleportation is accomplished.

For the case $N=4$, the unitary operator

$$\begin{aligned}
U_4 = & (X \otimes X \otimes X \otimes I \otimes I) \Lambda_4(u_1) (I \otimes I \otimes X \otimes X \otimes I) \Lambda_4(u_2) (I \otimes I \otimes I \otimes X \otimes I) \Lambda_4(u_3) \\
& (I \otimes X \otimes X \otimes X \otimes I) \Lambda_4(u_4) (I \otimes I \otimes I \otimes X \otimes I) \Lambda_4(u_5) (I \otimes I \otimes X \otimes X \otimes I) \Lambda_4(u_6) \\
& (I \otimes I \otimes I \otimes X \otimes I) \Lambda_4(u_7) (X \otimes X \otimes X \otimes X \otimes I) \Lambda_4(u_8) (I \otimes I \otimes I \otimes X \otimes I) \Lambda_4(u_9) \\
& (I \otimes I \otimes X \otimes X \otimes I) \Lambda_4(u_{10}) (I \otimes I \otimes I \otimes X \otimes I) \Lambda_4(u_{11}) (I \otimes X \otimes X \otimes X \otimes I) \Lambda_4(u_{12}) \\
& (I \otimes I \otimes I \otimes X \otimes I) \Lambda_4(u_{13}) (I \otimes I \otimes X \otimes X \otimes I) \Lambda_4(u_{14}) (I \otimes I \otimes I \otimes X \otimes I) \Lambda_4(u_{15}).
\end{aligned} \tag{14}$$

Fig.5 gives an implementation of U_4 . With the result provided by Barenco et al regarding how to simulate a general controlled operation $\Lambda_4(u)$ from only single-qubit gates $\Lambda_0(u)$ and two-qubit CNOT gates $\Lambda_1(X)$, U_4 can be built from just this gate set. For saving space, we will not exhibit it here.

The teleportation of an unknown general four-particle quantum state $|\phi\rangle_{1234}$ may be implemented using quantum circuit shown in Fig.6.

Here T_1, T_2, \dots, T_{15} are single-qubit rotation transformations. We can properly choose T_1, T_2, \dots, T_{15} to make the quantum state of the particles 5, 6, 7, 8, 9, 10, 11 and 12 to be the quantum channel $|\phi\rangle_{56789101112}$ by the first dash line. If the measurement result on the auxiliary qubit at the output state is $|0\rangle_a$, the teleportation is successful with the final state of the particle 9, 10, 11 and 12 being reconstructed as the initial state to be teleported.

Clearly, Fig.6 can be re-expressed as Fig.7.

In Fig.7 if the measurement result of the auxiliary particle is $|1\rangle_a$, the teleportation fails. If the result is $|0\rangle_a$, the final state of particles 9, 10, 11 and 12 at Bob's side will be collapsed into $|\phi\rangle_{9,10,11,12} = \sum_{i=0}^{15} x_i |i\rangle_{9,10,11,12}$, which is the desired state. That is to say, if the measurement outcome on the state of the auxiliary qubit is $|0\rangle_a$, perfect teleportation is accomplished.

In summary, a protocol of probabilistic teleporting an unknown general N -particle state by a shared $2N$ -particle nonmaximally entangled state is presented. As special cases, the quantum circuits for probabilistic teleporting a three-particle state and a four-particle state of general form via a six-particle and an eight-particle nonmaximally entangled state are constructed respectively. By means of an auxiliary qubit and a unitary operation, a simpler scheme than that in Ref.[15] and a more efficient quantum circuit than that in Ref.[22] for probabilistic teleportation of a two-particle state of general form through a shared four-particle nonmaximally entangled state were exhibited. It deserves to be mentioned that as long as the sender and all the receivers initially share the form of the entanglement, as specified in our paper, an unknown N -particle general state can be probabilistically teleported to many spatially receivers.

Acknowledgments

This work was supported by National Natural Science Foundation of China under Grant No. 10271081 and Hebei Natural Science Foundation under Grant No. 101094.

1. C.H. Bennett, G. Brassard, C. Crepeau, R. Jozsa, A. Peres, and W.K. Wootters, Phys. Rev. Lett. **70**, 1895 (1993).
2. J.I. Cirac and P. Zoller, Phys. Rev. Lett. **74**, 4091 (1995).
3. A. Barenco, D. Deutsch, A.K. Ekert, and R. Jozsa, Phys. Rev. Lett. **74**, 4083 (1995).
4. A.K. Ekert, Phys. Rev. Lett. **67**, 661 (1991).
5. C.H. Bennett, Phys. Rev. Lett. **68**, 3121 (1992).
6. Y. Zhang, L. Deng, M. Mao, and L.E. Ding, Chin. Phys. Lett. **15**, 238 (1998).
7. B.S. Shi and G.C. Guo, Chin. Phys. Lett. **14**, 521 (1997).
8. C.H. Bennett and S.J. Wiesner, Phys. Rev. Lett. **69**, 2881 (1992).
9. M. Ikram, S.Y. Zhu, and M.S. Zubairy, Phys. Rev. A **62**, 022307 (2000).
10. W.L. Li, C.F. Li, and G.C. Guo, Phys. Rev. A **61**, 034301 (2000).
11. V.N. Gorbachev and A.I. Trubilko, J. Exp. Theor. Phys. **91**, 894 (2000).
12. H. Lu and G.C. Guo, Phys. Lett. **A276**, 209 (2000).
13. B. Zeng, X.S. Liu, Y.S. Li, and G.L. Long, Commun. Theor. Phys. **38**, 537 (2002).
14. B.S. Shi, Y.K. Jiang, and G.C. Guo, Phys. Lett. **A268**, 161 (2000).
15. F.L. Yan, H.G. Tan, and L.G. Yang, Commun. Theor. Phys. **37**, 649 (2002).
16. D. Bouwmeester, J.W. Pan, K. Mattle, M. Eible, H. Weinfurter, and A. Zeilinger, Nature **390**, 575 (1997).
17. A. Furusawa, J.L. Sorensen, S.L. Brawnstein, C.A. Fuchs, H.J. Kimble, and E. Polzik, Science **282**, 706 (1998).
18. D. Boschi, S. Branca, F. DeMartini, L. Harely, and S. Popescu, Phys. Rev. Lett. **80**, 1121 (1998).
19. M.A. Nielsen, E. Knill, and R. Laflamme, Nature **396**, 52 (1998).
20. A. Barenco, C.H. Bennett, R. Cleve, D.P. DiVincenzo, N. Margolus, P. Shor, T. Sleator, J.A. Smolin, and

- H. Weinfurter, Phys. Rev. A **52**, 3457 (1995).
21. J.M. Liu, Y.S. Zhang, and G.C. Guo, Chinese Physics **12**, 251 (2003).
 22. T. Gao, Z.X. Wang, and F.L. Yan, Chin. Phys. Lett. **20**, 2094 (2003).

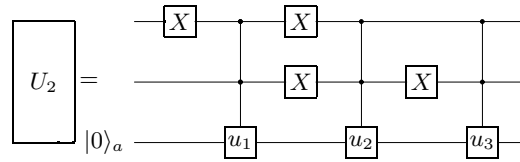
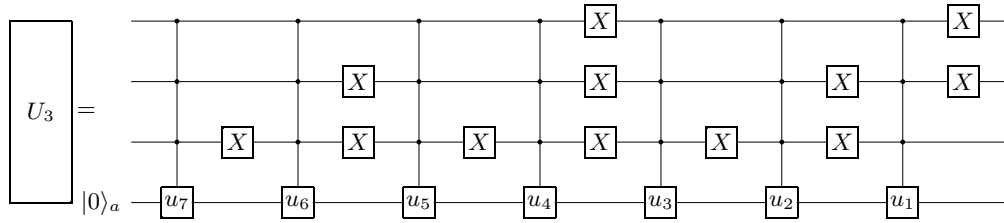
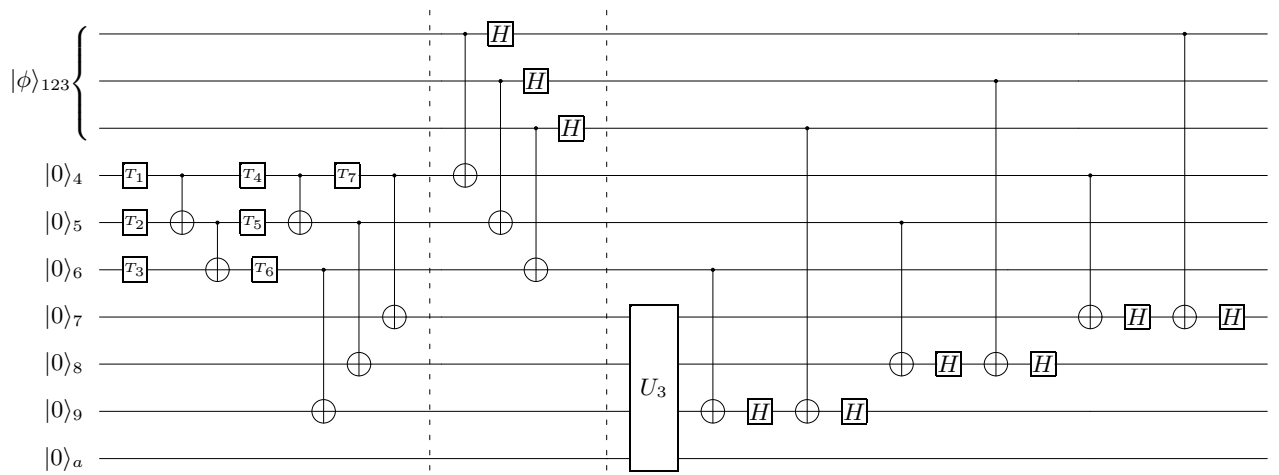
FIG. 1: Network implementing the U_2 operation.FIG. 2: Network implementing the U_3 operation.

FIG. 3: Quantum circuit for probabilistic teleportation of a three-particle state of general form. The six top lines represent Alice's system, while the four bottom lines is Bob's system, where the bottom line is the auxiliary qubit introduced by Bob.

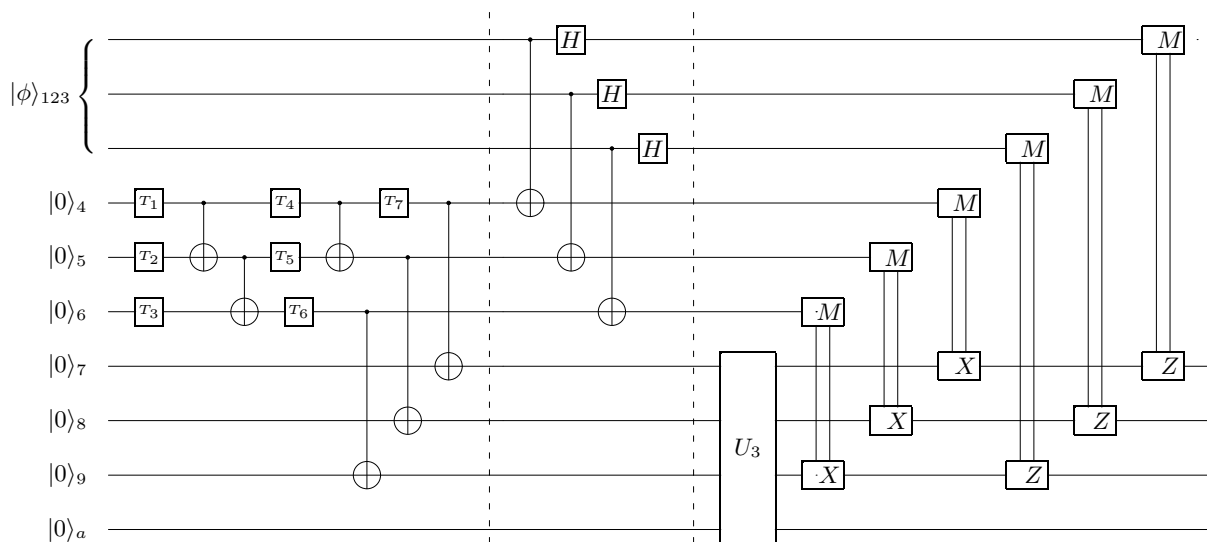


FIG. 4: The same as Fig.3, but Von Neumann measurement M and classically controlled operation are made at the end instead.

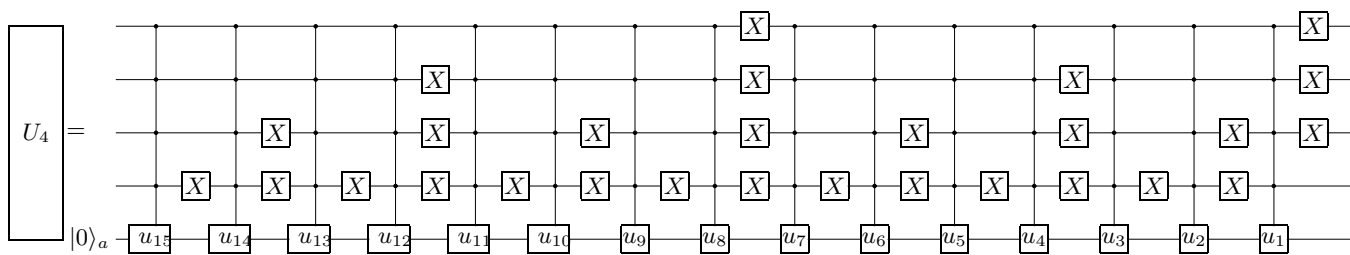


FIG. 5: Circuit implementing the U_4 operation.

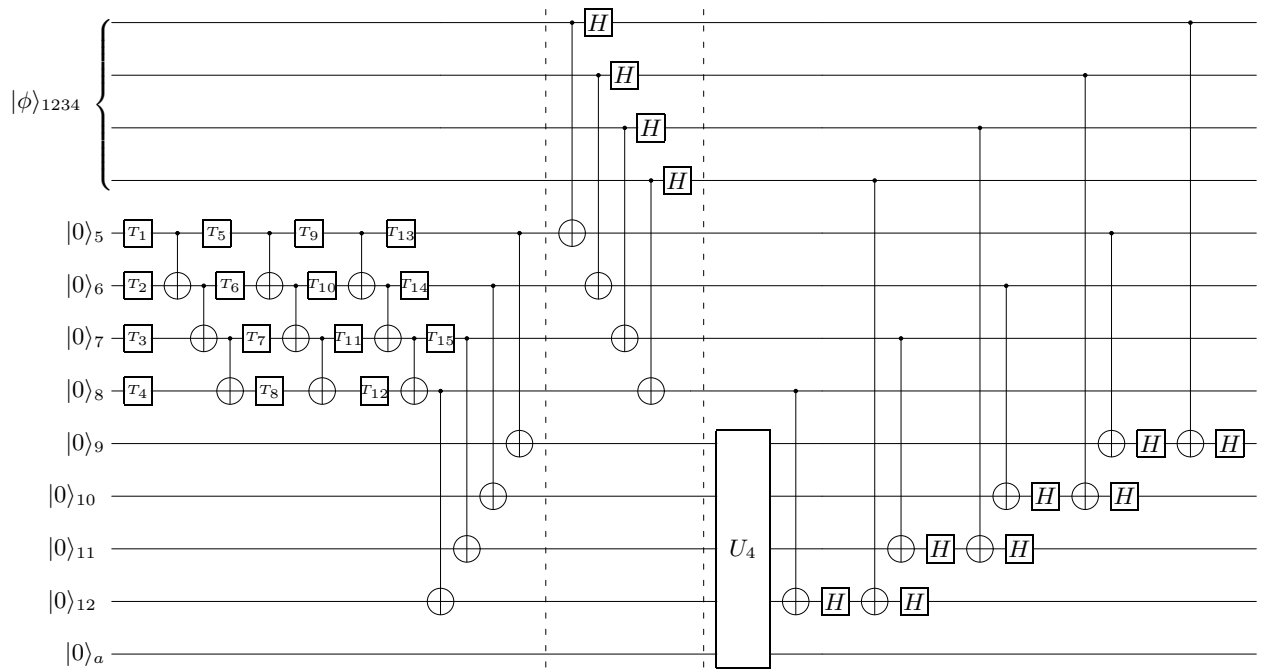


FIG. 6: Quantum circuit for probabilistic teleportation of a four-particle state of general form. The eight top lines represent Alice's system, while the five bottom lines is Bob's system, where the bottom line is the auxiliary qubit introduced by Bob.

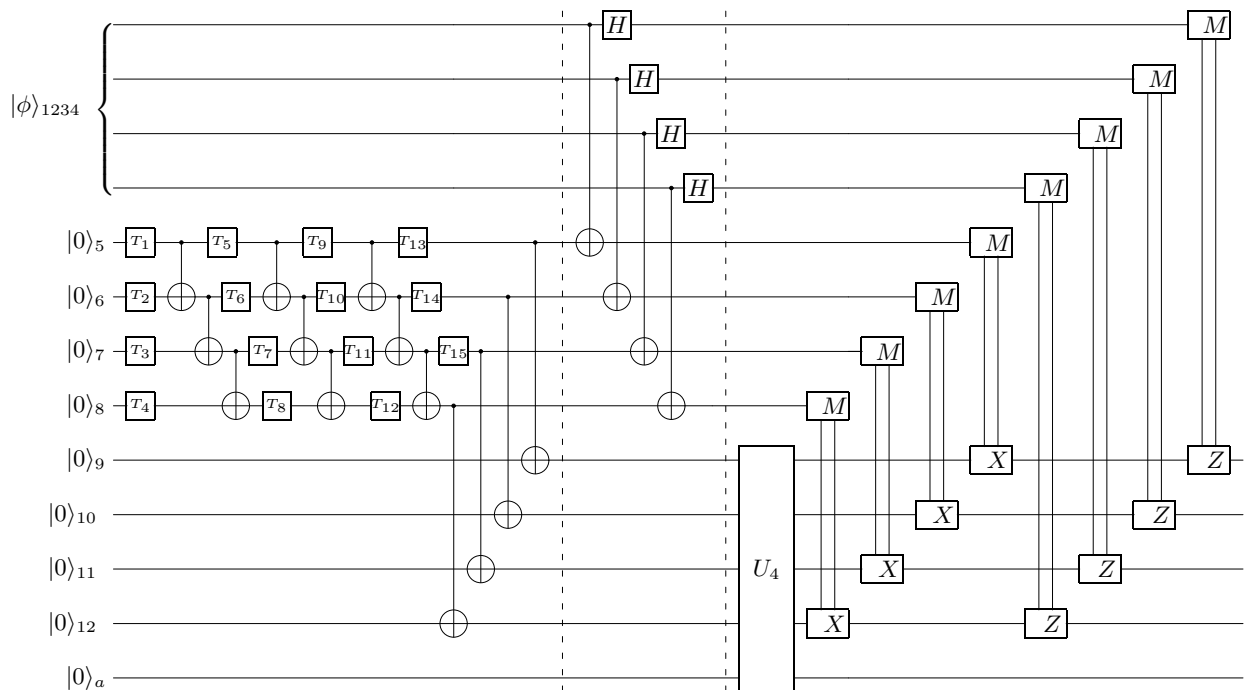


FIG. 7: The same as Fig.6, but Von Neumann measurement M and classically controlled operation are made at the end instead.