

Time-frequency bases for BB84 protocol

S. F. Yelin

Department of Physics, University of Connecticut, Storrs, CT 06269

Bing C. Wang

Department of Electrical and Computer Engineering, University of Connecticut, Storrs, CT 06269

(Dated: May 15, 2018)

The bases traditionally used for quantum key distribution (QKD) are a 0 or $\pi/2$ polarization or alternatively a 0 or $\pi/2$ phase measured by interferometry. We introduce a new set of bases, i.e. pulses sent in either a frequency or time basis if the pulses are assumed to be transform limited. In addition it is discussed how this scheme can be easily generalized from a binary to an N -dimensional system, i.e., to “quNdits.” Optimal pulse distribution and the chances for eavesdropping are discussed.

Quantum key distribution (QKD) was first proposed in its present form by Charles H. Bennett and Gilles Brassard [1], and their protocol was subsequently called BB84. QKD using the BB84 protocol uses single photon pulses traveling between two users to create a common encryption key. The sender, commonly called Alice, first randomly sends photons in two non-orthogonal basis sets while randomly switches between the two bases of each non-orthogonal set [2]. The receiver, commonly called Bob, detects the incoming photons using a random choice of basis. Subsequently, polarization encoding [3], phase encoding [4], pairs of entangled photons [5, 6] based on EPR paradox [7], and phase shifting [8] was proposed. In physical manifestations of BB84 protocol, quantum bits, also named qubits, are most commonly represented by either the polarization of light or the phase inside an optical interferometer. Two non-orthogonal basis sets most commonly used are $[0, \frac{\pi}{2}]$ and $[\frac{\pi}{4}, \frac{3\pi}{4}]$, which can describes either the angle of polarization or the relative phase between two arms of an interferometer. Using polarization or phase limits the number of orthogonal bases in each set to two. Moreover, both traditional basis sets commonly used, i.e., a polarization basis and an interference basis (where a phase shift by 0, $\frac{\pi}{2}$, π , or $\frac{3\pi}{2}$ would replace the polarizations) suffer from limitations in optical fiber. Polarization mode dispersion and temperature sensitivity of the optical fiber makes controlling the polarization and phase of single photon pulses over long distances difficult. Techniques used to mitigate the effect of polarization mode dispersion in optical fiber includes the plug-and-play technique citezbin97 and the auto-compensation technique [9].

This paper proposes a new QKD scheme, which introduces a new set of bases and utilizes the uncertainty in information between time and frequency domain. Single photon pulses sent in the time-basis set reside in different overlapping time bins. Similarly, single photon pulses sent in the frequency-basis set reside in different overlapping frequency bins. Alice randomly transmits qubits in either of the two basis sets. One advantage to this approach is that there is no limit to the number of basis

used in either the frequency or the time basis. Though there are only two basis sets, there can be an arbitrary number of time bins or frequency bins in each set. The ability to accommodate large number of bases in each set allows the implementation of quNdit QKD system.

In addition, since multiple non-overlapping frequency sets can coexists in a larger frequency band, this scheme is also suitable for applications in wavelength division multiplexed optical networks.

In the BB84 protocol “0” and “1” are 0° and 90° or 45° and 135° , depending on the basis. In the time-frequency bases (Fig. 1) “0” is a pulse sent at time t_0 , “1” one sent at t_1 if we are in the “time basis.” In this case, both have the same broad frequency spectrum centered at the frequency $(\nu_0 + \nu_1)/2$. If we are in the frequency basis “0” is a pulse centered at ν_0 , “1” one at ν_1 , while the time-shape of both of these pulses would be the same, centered at $(t_0 + t_1)/2$.

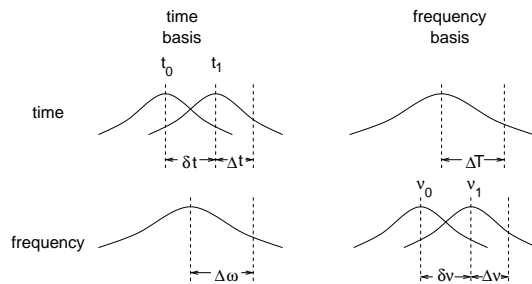


FIG. 1: (a) Alice sends in “time basis”: Two distinguishable pulses centered t_0 , $t_1 = t_0 + \delta t$ and are Δt broad. The same pulse has a broad frequency spectrum. (b) “Frequency basis”: Here the roles are of time and frequency are changed, the broad time spectrum is centered around $(t_0 + t_1)/2$ and has width ΔT .

The following table summarizes the binary values and the basis used by Alice to send single photons and what

Bob measures using his choice of basis sets [2]:

Alice basis	Alice sends	Bob basis	Bob measures
time	0	time	0
time	0	frequency	?
time	1	time	1
time	1	frequency	?
frequency	0	time	?
frequency	0	frequency	0
frequency	1	time	?
frequency	1	frequency	1

In order to understand this scheme, it is important to keep in mind that only *one* quantity of the single photon pulse can be measured: Quantum mechanics demands that the pulse can be measured only either in the frequency or in the time basis. (The same would be true for analogous schemes, e.g., one measures only the frequency, but uses pulse shape and phase as the two bases.)

The probability that Bob measures the wrong value even in the right basis is, of course, non-zero: Let's assume the time-width of the pulses in the time basis is Δt . ("Width" means here the standard deviation.) We also define δt as the time separation between the two time bins used in the time basis, ΔT as the temporal width of the pulses sent in the frequency basis, and $\delta \omega$ as the spectral width of the pulses sent in the time basis. Then the following uncertainty equation governs the relationship between each time and frequency element: $\Delta T \cdot \Delta \nu = \Delta \omega \cdot \Delta t \geq 1$.

Obviously, in order to not be able to distinguish the pulses in the "wrong" basis,

$$\delta t \leq \Delta T. \quad (2)$$

The other relations can be understood from the following estimates:

Assume that Alice sends a pulse in the time basis. We assume normalized Gaussian pulses. (Note that all pulses must have the same area!) If Bob's measurement consists of determining whether the pulse arrives before or after $(t_0 + t_1)/2$, he measures correctly with the probability

$$\frac{1}{\sqrt{2\pi}\Delta t} \int_{-\infty}^{t_0 + \delta t/2} dt e^{-\frac{(t-t_0)^2}{2\Delta t^2}} = \frac{1 + \Phi(x)}{2}, \quad (3)$$

where $x = \delta t/2\sqrt{2}\Delta t$ and Φ is the error function. In order to have this probability larger than 99%, x would have to be at least 1.65. We call this quantity *fidelity*.

Figure 2 shows an experimental setup that can implement the time-frequency QKD bases using commercially available fiber optic components. The setup in Fig. 2 is first divided into Alice, contained in the left box, and Bob, contained in the right box. The setup is also divided into the time basis, contained in the top box, and

frequency basis, contained in the bottom box. In the box on the left, Alice injects photons from a transform-limited single photon pulse source into an electro-optic switch. The optical switch randomly switches the photon between the time basis and the frequency basis. In the time basis, the pulse first passes through a band pass filter (BPF), and then an optical switch that randomly switches the photon between two delay values, around t_0 and t_1 . In the frequency basis, the pulse passes through an optical switch that randomly switches the photon between two BPF centered at ν_0 and ν_1 . The output from Alice's transmitter in both the time and the frequency basis are combined and transmitted to Bob.

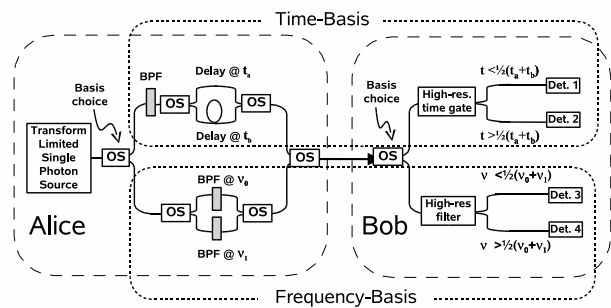


FIG. 2: The setup of the proposed time-frequency QKD bases. The lines in the figure represent optical fibers. OS: Optical Switch. BPF: Optical Band Pass Filter; Det.: Single photon detectors.

Once the single photon pulses arrive at Bob, he randomly detects the photon using either the time basis or the frequency basis. In the time basis, the photon enters a high resolution time gate that will place photons arriving at times $t < \frac{1}{2}(t_0 + t_1)$ and $t > \frac{1}{2}(t_0 + t_1)$ into separate optical fiber output ports. In the Frequency Basis, the photons enter a high resolution optical spectral filter that will place photons with frequencies $\nu < \frac{1}{2}(\nu_0 + \nu_1)$ and $\nu > \frac{1}{2}(\nu_0 + \nu_1)$ into separate optical fiber output ports. Like the original BB84 protocol, Bob records all photons detected at each of the four photon detectors but discards the photons where Bob and Alice use incompatible bases. The photons detected when the same basis are used by Alice and Bob will be the ones actually used for encryption key distribution. These photons are also known as sifted key.

Security against eavesdropping is strongly based on the so-called no-cloning theorem [10] that makes it impossible to copy a qubit. We therefore assume an intercept-resend strategy for the eavesdropper (Eve). That is, her

best strategy is to intercept photons between Alice and Bob, measure them, and resend a photon pulse according to what she measured.

If the Eve measures in the same way as Bob does there is no difference to the traditional BB84 protocol. She can, however, do something that might be smarter in this case. She could just measure only a small slice around t_0 and t_1 , let's say, in the slices $t_0 - \Delta\tau$ to $t_0 + \Delta\tau$, and the same around t_1 . If the pulses in the time basis are considerably narrower than the time width of the pulse if sent in the frequency basis (i.e. ΔT), and she measures something in, let's say, the t_0 slice, then she can be sure enough that it was indeed sent in the time basis as a 0 that she can store this information, "0," and send herself a time basis pulse centered around t_0 on to Bob. In this case the probability that she is wrong is small. Here we quantify this train of thought:

If the pulse was sent in the time basis, the fraction of the pulse and therefore the probability for Eve to measure the right photon, is

$$p_1 = \frac{1}{\sqrt{2\pi}\Delta t} \int_{t_0-\Delta\tau}^{t_0+\Delta\tau} dt e^{-\frac{(t-t_0)^2}{2\Delta t^2}} = \Phi(y) \approx \frac{2}{\sqrt{\pi}}y, \quad (4)$$

where $y = \Delta\tau/\sqrt{2}\Delta t$. The probability that she measures the wrong photon is

$$\begin{aligned} p_2 &= \frac{1}{\sqrt{2\pi}\Delta t} \int_{t_0-\Delta\tau}^{t_0+\Delta\tau} dt e^{-\frac{(t-t_1)^2}{2\Delta t^2}} = \\ &= \frac{1}{2} (\Phi(2x+y) - \Phi(2x-y)) \approx \frac{2e^{-4x^2}}{\sqrt{\pi}}y. \end{aligned} \quad (5)$$

If, on the other hand, Alice sent a pulse in the frequency basis the probability Eve measures a photon at all is proportional to the overlap of one of her two slices with the broad time profile:

$$\begin{aligned} p_3 &= \frac{2}{\sqrt{2\pi}\Delta T} \int_{t_0-\Delta\tau}^{t_0+\Delta\tau} dt e^{-\frac{(t-t_0-\delta t/2)^2}{2\Delta T^2}} = \\ &= \Phi\left(\frac{x+y}{z}\right) - \Phi\left(\frac{x-y}{z}\right) \approx \frac{4}{\sqrt{\pi}}e^{-\frac{x^2}{z^2}}\frac{y}{z}, \end{aligned} \quad (6)$$

where $z = \Delta T/\Delta t$.

Assume Eve is sending each "result" she gets to Bob. Then there are two questions: (i) Which percentage of the key would she get? (ii) What additional percentage of error would she introduce into the transmission from Alice to Bob?

The answer to question (i) can be found by considering the following: We only have to consider the cases where Alice and Bob use the same basis. Then, in half of the remaining cases, Eve uses the same basis, too, whereas

in the other half she guesses 50% right. The total part of the sifted key that Eve gets correctly is thus given by

$$\begin{aligned} P &= \frac{1}{2}\Phi(y) + \frac{1}{2} \cdot \frac{1}{2} \left(\Phi\left(\frac{x+y}{z}\right) - \Phi\left(\frac{x-y}{z}\right) \right) \approx \\ &= \frac{y}{\sqrt{\pi}} \left(1 + \frac{e^{-\frac{x^2}{z^2}}}{z} \right). \end{aligned} \quad (7)$$

The second important quantity to be found is the additional error she introduces, since that serves as a measure for Alice and Bob to detect an eavesdropper. Again, we consider the two cases: In the half of the cases where the bases coincide, Eve introduces an error when she measures the photon wrong, therefore resends it wrong, but the Bob measures "correctly" the wrong photon. In the other case, Eve resends in the wrong basis, where Bob "guesses" the wrong value with probability 1/2. The total additional error is thus

$$\begin{aligned} E &= \frac{1}{2} \cdot \frac{1}{2} (\Phi(2x+y) - \Phi(2x-y)) \frac{1+\Phi(x)}{2} + \\ &= \frac{1}{2} \cdot \frac{1}{2} \left(\Phi\left(\frac{x+y}{z}\right) - \Phi\left(\frac{x-y}{z}\right) \right) \approx \\ &= \frac{y}{\sqrt{\pi}} \left(e^{-4x^2} \frac{1+\Phi(x)}{2} + \frac{e^{-\frac{x^2}{z^2}}}{z} \right). \end{aligned} \quad (8)$$

The ratio of the two, $R = E/P$, can serve as a figure of merit, since Alice and Bob try to minimize P while at the same time trying to maximize E .

For a fidelity of 99%, $x \approx 1.65$ and z in the range between 2 and 3 this ratio would be $R \approx 5$, i.e., Eve would get 0.7y of the key correctly, while she introduces an additional error of 0.15y. This ratio of $R = 5$ has to be compared to a ratio of 2 in the case of the traditional polarization scheme. The ratio in our case, depends strongly on the desired fidelity. If we are content, e.g., with a fidelity of 90%, the ratio R drops to a value slightly above 2. Obviously, the broader the slices are that Eve measures, the closer she comes towards the ratio of $R = 2$, no matter what the fidelity is.

The time-frequency basis also lends itself easily to generalization to quNdots, i.e., states in N -dimensional Hilbert space. In this case, N possible pulses would be centered around t_0, t_1, \dots, t_{N-1} for N different bases in the time basis or $\nu_0, \nu_1, \dots, \nu_{N-1}$ for N different frequency bins in the frequency basis. Intuitively, the total difference between the first and the last pulse should be of the same order as the total pulse width in the wrong basis (see proof of this statement in [11]). For qutrits, the pulse scheme is depicted in Fig. 3.

One drawback of this extension is that increasing the number of bases will also improve the result of Eve's attack strategy. The ratio of the likelihoods to measure a photon around t_i in the right and wrong basis goes down,

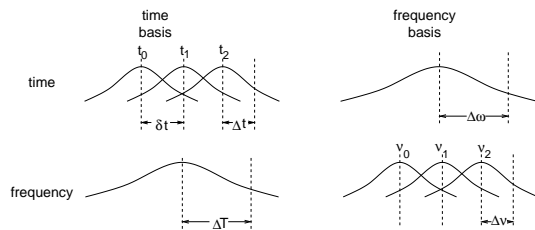


FIG. 3: Same as in Fig. 1, but for the case of qutrits, where a pulse centered around t_0 means “0”, etc.

since the total pulse areas have to remain constant. Thus the ratio R increases linearly with increasing N [11].

In conclusion, we propose a new quantum key distribution scheme that is based on the quantum mechanical duality between time and frequency. We described an experimental implementation of the new scheme using optical fiber and discuss the scheme’s security against eavesdropping. The extension to an N basis representation of quNdits provides the new scheme with an advantage over traditional implementations of the BB84 protocol. However, this advantage is somewhat mitigated by the fact that increasing the number of bases also improves Eve’s ability to eavesdrop on the key distribution process.

We would like to acknowledge helpful discussions with

R. Cremona and M. Kostrun. The project is supported by National Science Foundation Information Technology Research Grant Number EIA-0312890.

-
- [1] C. H. Bennett and G. Brassard, in *IEEE International Conference on Computers, Systems, and Signal Processing* (India, 1984).
 - [2] N. Gisin, G. Ribordy, W. Tittel, and H. Zbinden, *Rev. Mod. Phys.* **74**, 145 (2002).
 - [3] C. H. Bennett, F. Bessette, G. Brassard, L. Salvail, and J. Smolin, *J. Cryptol.* **5**, 3 (1992).
 - [4] C. H. Bennett, *Phys. Rev. Lett.* **68**, 3121 (1992).
 - [5] A. K. Ekert, *Phys. Rev. Lett.* **67**, 661 (1991).
 - [6] C. H. Bennett, G. Brassard, and N. D. Mermin, *Phys. Rev. Lett.* **68**, 557 (1992).
 - [7] A. Einstein, B. Podolsky, and N. Rosen, *Phys. Rev.* **47**, 777 (1935).
 - [8] K. Inoue, E. Waks, and Y. Yamamoto, *Phys. Rev. Lett.* **89**, 037902 (2002).
 - [9] D. Bethune and W. Risk, *IEEE j. Quantum Electron.* **36**, 340 (2000).
 - [10] W. K. Wothers and W. H. Zurek, *Nature* **299** (1982).
 - [11] R. Cremona and S. F. Yelin, in preparation.