

Decoherence, Control, and Symmetry in Quantum Computers

by

Dave Morris Bacon

Double B.S. with Honors, (California Institute of Technology) 1997

A dissertation submitted in partial satisfaction of the  
requirements for the degree of  
Doctor of Philosophy

in

Physics

in the

GRADUATE DIVISION

of the

UNIVERSITY of CALIFORNIA at BERKELEY

Committee in charge:

Professor K. Birgitta Whaley, Chair  
Professor Raymond Chiao  
Professor Dan Stamper-Kurn  
Professor Umesh Vazirani

2001

The dissertation of Dave Morris Bacon is approved:

---

Chair

Date

---

Date

---

Date

---

Date

University of California at Berkeley

2001

# Decoherence, Control, and Symmetry in Quantum Computers

Copyright 2001

by

Dave Morris Bacon

## Abstract

Decoherence, Control, and Symmetry in Quantum Computers

by

Dave Morris Bacon

Doctor of Philosophy in Physics

University of California at Berkeley

Professor K. Birgitta Whaley, Chair

Computers built on the physical principles of quantum theory offer the possibility of tremendous computational advantages over conventional computers. To actually realize such quantum computers will require technologies far beyond present day capabilities. One problem which particularly plagues quantum computers is the coupling of the quantum computer to an environment and the subsequent destruction of the quantum information in the computer through the process known as decoherence. In this thesis we describe methods for avoiding the detrimental effects of decoherence while at the same time still allowing for computation of the quantum information. The philosophy of our method is to use a symmetry of the decoherence mechanism to find robust encodings of the quantum information. The theory of such decoherence-free systems is developed in this thesis with a particular emphasis on the manipulation of the decoherence-free information. Stability, control, and methods for using decoherence-free information in a quantum computer are presented. Specific emphasis is put on decoherence due to a collective coupling between the system and its environment. Universal quantum computation on such collective decoherence decoherence-free encodings is demonstrated. Along the way, rigorous definitions of control and the use of encoded universality in the physical implementations of quantum computers are addressed. Explicit gate constructions for encoded universality on ion trap and exchange based quantum computers are given. The second part of the thesis is devoted to methods of reducing the decoherence problem which rely on more classically motivated reasoning for the robust storage of information. We examine quantum systems that can store information in their ground state such that decoherence processes are prohibited via considerations of energetics. We present the theory of supercoherent systems whose ground states are quantum error detecting codes and give examples of supercoherent systems which allow universal quantum computation. We also give examples of a spin ladder whose ground state has both the error detecting properties of supercoherence as well as error correcting properties. We present the first example of a quantum error correcting ground state which is a natural error correcting code under reasonable physical assumptions. We conclude

by discussing the radical possibility of a naturally fault-tolerant quantum computer.

---

Professor K. Birgitta Whaley  
Dissertation Committee Chair

Dedicated to my parents

Nancy and Larry Bacon

“My home...I think I would be lost without it. I spend so much time in my head, and what I do there is so different...so bizarre to most people. If I didn't have a center, a place to return to, I'd get lost.”

–Patricia Vasquez, *Eon*[16]

and to the memory of my grandfathers

Lee Morris (1912-1996)  
Glen Bacon (1908-1994)

# Contents

List of Figures	x
List of Tables	xii
<b>I Quantum Computation: Decoherence and Control</b>	<b>1</b>
<b>1 Philsonomicon</b>	<b>2</b>
1.1 Prologue . . . . .	2
1.2 Argument via the inevitability of technology . . . . .	3
1.3 The rise of the quantum algorithm . . . . .	5
1.4 Control and the quantum computer . . . . .	7
1.5 The decoherence roadblock . . . . .	8
1.6 Quantum Gemini: decoherence and control . . . . .	10
1.7 Thesis outline . . . . .	11
<b>2 The Pain of Isolating Quantum Information: Decoherence</b>	<b>13</b>
2.1 The degradation of quantum information . . . . .	13
2.2 Quantum operations . . . . .	15
2.2.1 Derivation . . . . .	15
2.2.2 Fixed basis OSR . . . . .	17
2.2.3 Example OSR . . . . .	18
2.2.4 OSR and unitary evolution . . . . .	19
2.2.5 Limits of the OSR . . . . .	20
2.3 Master equations . . . . .	21
2.3.1 Discrete coarse graining derivation of the SME . . . . .	22
2.3.2 Resolving a mystery in decoherence rates . . . . .	25
2.3.3 Diagonal form of the SME . . . . .	28
2.4 Decoherence . . . . .	29
<b>3 Quantum Control</b>	<b>30</b>
3.1 Control and measurement . . . . .	30

3.2	Conditions for control . . . . .	31
3.2.1	Orthogonal pure state stationary control . . . . .	31
3.2.2	Commuting mixed state stationary control . . . . .	33
3.2.3	Non-stationary control and throwing the switch . . . . .	34
3.3	Control examples . . . . .	35
3.4	Control with coherent states . . . . .	36
3.5	The unitary control question . . . . .	38
3.5.1	Densely filled group . . . . .	38
3.5.2	Hamiltonian control . . . . .	39
3.5.3	Lie structure of Hamiltonian control . . . . .	39
3.6	Control and approximation . . . . .	41
3.6.1	Approximate unitary evolution . . . . .	41
3.6.2	Approximate OSR evolution . . . . .	43
3.7	Control . . . . .	44
<b>4</b>	<b>Universal Quantum Computation</b>	<b>45</b>
4.1	Quantum subsystems . . . . .	46
4.2	The quantum circuit model . . . . .	48
4.3	Universality . . . . .	50
4.3.1	The inductive subsystem lemma . . . . .	52
4.3.2	Universal gate set example . . . . .	52
4.3.3	The Kitaev-Solovay theorem . . . . .	53
4.3.4	Discrete versus Hamiltonian control . . . . .	54
4.3.5	Example use of Lie algebraic structure . . . . .	54
4.4	Encoded universality . . . . .	55
4.4.1	The fungible nature of quantum information . . . . .	55
4.4.2	Encoded universality constructions . . . . .	56
4.4.3	Few subsystems encoded universality example . . . . .	58
4.5	What to do with the strange irreducible representations . . . . .	59
4.5.1	What to do with Lie Algebra X? . . . . .	60
4.5.2	What is a qubit? . . . . .	60
4.6	Subsystem growth of a Lie algebra and quantum computation . . . . .	62
4.7	Universal quantum computation . . . . .	63
<b>II</b>	<b>Decoherence-Free Quantum Computation</b>	<b>66</b>
<b>5</b>	<b>Decoherence-Free Conditions</b>	<b>67</b>
5.1	Protecting information by encoding . . . . .	67
5.2	The OSR Algebra . . . . .	68
5.3	Decoherence-free subspaces . . . . .	71
5.3.1	Decoherence-free subspace condition . . . . .	72



5.3.2	Example decoherence-free subspace . . . . .	73
5.3.3	System Hamiltonian and the DFS . . . . .	74
5.3.4	Decoherence-free subspaces and quantum error correction . . . . .	75
5.4	Decoherence-free subsystems . . . . .	75
5.4.1	Representation theory for the OSR algebra . . . . .	77
5.4.2	Decoherence-free subsystem condition . . . . .	79
5.4.3	The commutant of the OSR algebra and DFSs . . . . .	80
5.4.4	Example decoherence-free subsystem . . . . .	80
5.5	Master equation decoherence-free conditions . . . . .	82
5.6	Inducing decoherence-free conditions . . . . .	83
5.7	A brief history of decoherence-free conditions . . . . .	85
5.8	Decoherence-free conditions . . . . .	86
<b>6</b>	<b>Stability of Decoherence-Free Systems</b>	<b>87</b>
6.1	Stability example for a decoherence-free subspace . . . . .	87
6.2	Stability under the operator-sum representation . . . . .	88
6.3	Stability under the semigroup master equation . . . . .	92
6.4	Dynamical stability . . . . .	94
6.5	Stability . . . . .	94
<b>7</b>	<b>Decoherence-Free Subsystems and the Quantum Computer</b>	<b>96</b>
7.1	Quantum computation and decoherence-free subspaces . . . . .	96
7.2	DFSs for quantum computation . . . . .	97
7.3	The commutant and universal quantum computation . . . . .	100
7.3.1	Example of the commutant condition . . . . .	100
7.3.2	Why the commutant condition is sufficient but not necessary . . . . .	102
7.3.3	Representation theory and the commutant . . . . .	102
7.3.4	Existential universality on a DFS . . . . .	103
7.4	Measurement on DFSs for quantum computation . . . . .	103
7.5	Making leakage into noise . . . . .	104
7.6	Decoherence-free subsystems as components of a quantum computer . . . . .	105
<b>8</b>	<b>Collective Decoherence</b>	<b>106</b>
8.1	Collective coupling to an environment . . . . .	106
8.2	Collective dephasing . . . . .	107
8.2.1	Master equation collective dephasing . . . . .	108
8.3	Collective amplitude damping . . . . .	112
8.3.1	Master equation collective amplitude damping . . . . .	112
8.4	Collective decoherence . . . . .	113
8.5	Weak collective decoherence DFSs . . . . .	114
8.5.1	The weak DFS basis . . . . .	115
8.6	Strong collective decoherence DFSs . . . . .	117

8.6.1	The strong DFS basis . . . . .	120
8.7	Collective amplitude damping DF subspaces . . . . .	121
8.8	Collective decoherence . . . . .	123
<b>9</b>	<b>Universality on Collective Decoherence Decoherence-Free Subsystems</b>	<b>124</b>
9.1	Nontrivial one and two qubit interactions on the collective DFSs . . .	124
9.1.1	Weak collective decoherence DFS commutant operations . . .	125
9.1.2	Strong collective decoherence DFS commutant operations . . .	125
9.2	Weak collective decoherence DFS universality . . . . .	126
9.2.1	Conjoining weak collective decoherence DFSs and universality	127
9.3	Strong collective decoherence DFS universality . . . . .	128
9.3.1	Conjoining strong collective decoherence DFSs for universality	129
9.4	Weak collective decoherence DFS preparation and measurement . . .	130
9.5	Strong collective decoherence DFS preparation and measurement . . .	132
9.6	Fault-tolerant quantum computation and collective decoherence DFSs	133
9.7	Collective decoherence and quantum computation . . . . .	134
<b>10</b>	<b>The Weak Collective Decoherence Ion Trap Quantum Computer</b>	<b>135</b>
10.1	The ion trap quantum computer . . . . .	135
10.2	The ion trap DFS . . . . .	136
10.3	The Sørensen and Mølmer quantum gates . . . . .	137
10.4	Universal quantum computation on the ion trap DFS quantum computer	139
10.4.1	Single qubit rotations using Sørensen and Mølmer gates . . . .	140
10.4.2	A nontrivial two qubit gate utilizing Sørensen and Mølmer gates	141
10.5	Universal quantum computation on the ion trap DFS . . . . .	142
<b>11</b>	<b>The Exchange-Based Quantum Computer</b>	<b>143</b>
11.1	Solid-state quantum computer proposals and the exchange interaction	143
11.2	Universality and practicality . . . . .	144
11.3	Subsystems and geometric layout . . . . .	146
11.4	Single encoded qubit gates using the exchange interaction . . . . .	148
11.5	Explicit encoded controlled-not using a sequence of exchange interactions	151
11.6	Preparation, measurement, and leakage . . . . .	153
11.7	Exchange-based quantum computation . . . . .	154
<b>12</b>	<b>Decoherence-Free Subspaces in Multilevel Atomic Systems</b>	<b>155</b>
12.1	OSR DF subspaces in multilevel systems . . . . .	155
12.2	Coherent population trapping and DF subspaces . . . . .	157
12.3	DF subspaces with respect to spontaneous emission . . . . .	158
12.4	Manipulation of information in spontaneous emission DF subspaces .	159

12.5 Outlook . . . . .	161
<b>13 Decoherence-free Subsystems for Quantum Computation</b>	<b>162</b>
<b>III Natural Fault Tolerance</b>	<b>163</b>
<b>14 The Road Ahead</b>	<b>164</b>
<b>15 Supercoherence</b>	<b>165</b>
15.1 Energetics and decoherence . . . . .	165
15.2 A simple Pauli stabilizer supercoherent quantum bit . . . . .	168
15.2.1 Encoded operations on the Pauli supercoherent qubit . . . . .	172
15.3 Exchange-based supercoherent quantum bit . . . . .	174
15.3.1 Encoded operations on the exchange-based supercoherent qubit	176
15.3.2 Implementation of the exchange supercoherent qubit in quan-	
tum dot arrays . . . . .	177
15.4 Harmonic baths coupled to a supercoherent qubit . . . . .	178
15.5 Cooper pairs as error detecting codes and supercoherence . . . . .	178
15.6 Supercoherence and the importance of energetics . . . . .	180
<b>16 A Supercoherent Spin Ladder with Error Correcting Properties</b>	<b>181</b>
16.1 Description of the spin ladder . . . . .	181
16.1.1 Stabilizer encoding . . . . .	182
16.1.2 The one dimensional Ising chain in a transverse magnetic field	184
16.2 Clusters, clusters, everywhere . . . . .	188
16.3 Quantum error correcting properties . . . . .	189
16.4 Supercoherent properties of the spin ladder ground state . . . . .	190
16.5 Encoded operations . . . . .	192
16.6 The supercoherent spin ladder . . . . .	193
<b>17 A Naturally Quantum Error Correcting Ground State</b>	<b>194</b>
17.1 The three-by-three quantum error correcting ground state . . . . .	194
17.1.1 Stabilizer encoding . . . . .	195
17.2 The spin-lattice spectrum . . . . .	196
17.3 Ground state error correcting properties . . . . .	196
17.4 Natural error correction . . . . .	198
17.5 Encoded operations . . . . .	200
17.6 Preparation via adiabatic passage . . . . .	201
17.7 Natural quantum error correction . . . . .	201

<b>18 Towards Naturally Fault-tolerant Systems</b>	<b>203</b>
18.1 The classical stability of information . . . . .	203
18.1.1 Classical memory, security in numbers, and the lesson of dimensionality . . . . .	204
18.1.2 Classical gates . . . . .	208
18.2 Natural quantum error correction . . . . .	208
18.3 Natural fault-tolerant quantum computation . . . . .	210
18.4 The road ahead . . . . .	212
<b>19 Conclusion</b>	<b>213</b>
<b>Bibliography</b>	<b>214</b>
<b>A The quantum information language</b>	<b>230</b>
A.1 Basic quantum computation notion . . . . .	230
A.2 Entangled and separable . . . . .	231
A.3 Fixed basis formalism . . . . .	231
A.4 Positive operator valued measurements . . . . .	231
A.5 Distance measures on density matrices . . . . .	231
A.6 Decoherence rates under the trace inner product . . . . .	232
A.7 The Pauli group and Pauli stabilizer codes . . . . .	232
<b>B Proof of universality on the weak collective decoherence DFS</b>	<b>234</b>
<b>C Proof of universality on the strong collective decoherence DFS</b>	<b>245</b>
C.1 Quantum Computation on the $n = 3$ and $n = 4$ qubit strong collective decoherence DFS . . . . .	245
C.2 Universal Quantum Computation on the $n \geq 5$ qubit strong collective decoherence DFSs . . . . .	247
<b>D Lemmas and results for the collective universality proofs</b>	<b>254</b>
D.1 Maximal- $m_J$ States of the Strong Collective Decoherence DFS . . . . .	254
D.2 Enlarging Lemma . . . . .	256
D.3 Mixing Lemma . . . . .	257
<b>E Controlled-phase on the four qubit strong collective decoherence DFS</b>	<b>258</b>

# List of Figures

1.1	<i>Physics and computer science entangled . . . . .</i>	4
2.1	<i>Diagram of the operator sum representation . . . . .</i>	17
4.1	<i>Example encoded universality spin chain . . . . .</i>	58
7.1	<i>Decoherence-free subspace and the quantum circuit model . . . . .</i>	98
8.1	<i>Weak collective decoherence DFS graphical depiction . . . . .</i>	116
8.2	<i>Strong collective decoherence DFS graphical depiction . . . . .</i>	121
9.1	<i>The conjoined measurement scheme . . . . .</i>	131
10.1	<i>The quantum CCD ion trap quantum computer . . . . .</i>	137
11.1	<i>Plot of the error in the example using the Trotter approximation . . . . .</i>	146
11.2	<i>The one-dimensional layout . . . . .</i>	147
11.3	<i>The triangular layout . . . . .</i>	147
11.4	<i>The two-dimensional layout . . . . .</i>	148
11.5	<i>Single qubit encoded Euler angle construction with parallel operations . . . . .</i>	149
11.6	<i>Bloch sphere picture of reachable operations in serial mode . . . . .</i>	150
11.7	<i>Encoded controlled-not . . . . .</i>	153
12.1	<i>Coherent population trapping . . . . .</i>	157
12.2	<i>Multilevel spontaneous emission DF subspace . . . . .</i>	159
12.3	<i>Four level DF subspace scheme . . . . .</i>	160
15.1	<i>Heating, cooling, and non-dissipative decoherence dynamics . . . . .</i>	168
15.2	<i>Spectrum of the Pauli supercoherent qubit . . . . .</i>	170
15.3	<i>Effect of <math>\sigma_z^{(1)}</math> on the Pauli supercoherent qubit . . . . .</i>	171
15.4	<i>Diagram showing formation of the <math> \lambda, J_n, m\rangle</math> states . . . . .</i>	176
16.1	<i>A supercoherent spin ladder. . . . .</i>	182
16.2	<i>The energy gap in units of <math>\omega_0</math> between clusters of length <math>l</math> and <math>n-l</math> for the <math>n</math> even spin ladder. . . . .</i>	191

17.1	<i>The spin-lattice with a quantum error correcting ground state . . . . .</i>	195
17.2	<i>Supercoherence evolution pathways . . . . .</i>	199
17.3	<i>Quantum error correcting ground state evolution pathways . . . . .</i>	199
17.4	<i>Energy levels in units of <math>\omega_0</math> as a function of the <math>x</math> component (<math>x = t/T</math>) of the spin lattice Hamiltonian . . . . .</i>	202
18.1	<i>Ising model in two dimensions showing the energy proportional to domain perimeter effect . . . . .</i>	206
18.2	<i>One dimension Ising model showing how the degeneracy can be adversely changed by flipping spins with only a minimal amount of work . . . . .</i>	207
B.1	<i>Graphical representation for visualizing the weak collective decoherence universality proof . . . . .</i>	242
B.2	<i>Graphical representation of the action of exchange on DFS states for weak collective decoherence . . . . .</i>	243
B.3	<i>Detailed structure of the pathways connecting adjacent DFSs in the weak collective decoherence case . . . . .</i>	244
C.1	<i>Graphical representation of DFS states for strong collective decoherence . . . . .</i>	252
C.2	<i>Scheme for visualizing the inductive proof of universal computation using only the exchange Hamiltonian . . . . .</i>	253
E.1	<i>Encoded controlled-phase gate sequence . . . . .</i>	260
E.2	<i>Controlled-phase diagram demonstrating the usefulness of the strong collective decoherence basis . . . . .</i>	261

# List of Tables

4.1	<i>Universal gate constructions</i>	65
6.1	<i>Perturbed decoherence-rates</i>	95
8.1	<i>Weak collective decoherence DFS dimensions, given by the degeneracy</i>	
	$n_h$	117
8.2	<i>Strong collective decoherence DFS dimensions, given by the degeneracy</i>	
	$n_J$	122
11.1	<i>Solid-state quantum computer estimated parameters</i>	144
11.2	<i>Number of exchange gates in different scenarios</i>	152
17.1	<i>Energy levels of the spin-lattice</i>	197

## Acknowledgements

I would like to thank my parents first and foremost, not that “thanks” can express my deep gratitude for what they have contributed to me. This thesis is dedicated to their love and unwavering support.

It is with great pleasure that I also wish to thank my advisor, Professor K. Birgitta Whaley, for her support and guidance throughout my years as a graduate student. Anyone who can put up with such a pig-headed advisee like me deserve a medal. I would especially like to thank Professor Whaley for allowing me the freedom to explore my many interests.

Thanks also are long overdue to Professor (mere Doctor just seconds ago!) Daniel Lidar who leverage me from the depths of astrophysics back into the bright light of quantum computation. Thanks, Daniel, for listening to my crazy ideas and putting up with my scatter-brained inefficiency.

This thesis would not be possible were it not for the long list of collaborators from whom I have learned so much: Ken Brown, Guido Burkard, Andrew Childs, Professor Isaac Chuang, Professor Richard Cleve, Dr. David DiVincenzo, Dr. Julia Kempe, Dr. Debbie Leung, Professor Daniel Lidar, Professor K. Birgitta Whaley, and Xinlan Zhou all put up with the sporadic behavior of my collaboration.

As the culmination of formal education, my doctorate would not exist were it not for the lineage of teachers who dedicated their hard work towards my mere education. Mr. Alexander let me find my own path and knew that science should be done for its own sake and not to earn a grade or get a degree (and, yes, I can derive this thesis from first principles!) The encouragement of my earliest science teachers Mr. McGonigal and Mr. Taylor are gratefully acknowledged. My English teachers through the years, especially Mrs. Perry, Mr. Cummings, and Ms. Barker slowly peeled my eyes away from solely scientific concerns and showed me a world of beauty and grandeur beyond science’s rigor. Finally I owe a tremendous debt to Professor Thomas Tombrello of the California Institute of Technology. A hick fresh from the sticks, not knowing whether my passion for science could translate into actually becoming a scientist, Professor Tombrello showed me what it really meant to be a scientist and gave me the confidence to believe in my own scientific abilities.

The two final teachers to whom I owe so much are not even official teachers: Jun Cai (a.k.a Mike Cai a.k.a. studbud) and Luis de la Fuente. Thanks for being good friends and teaching me so much about myself.

I would also like to express my thanks to the lineage of scientists from whom I have learned not only scientific principles, but also what it means to be a scientist. These are my heroes. They have been my candles in the dark, the bearers of my soul’s burden from which I take solace and from whom I seek guidance towards my own betterment. David Bohm, John Bell, Charlie Bennett, Isaac Chuang, Michael Nielsen, Roger Penrose, John Preskill, Charles Townes, Alan Turing, John Archibald Wheeler, and William Wothers all showed me the world of science in broad beautiful



strokes. I owe more, perhaps, to the late Richard Feynman than even I would ever be able to acknowledge. The courage to be unafraid of being a scientist, the unbelievable beauty of the universe as seen through a physicist's eyes, and the intense desire to explore the universe are among the few traits which I found expressed in Feynman and which I hope to express in myself.

I would especially like to express my thanks to the quantum computists at Berkeley: my fellow-graduate-students-in-arms—Ken Brown, Julia Kempe, and Simon Myrgren. They laugh and ridicule today—but the future is not written on a stone tablets in some god's closet—we will build a quantum computer.

Many thanks go out to the members of my qualifying examination committee, Professor Eugene Cummins, Professor Raymond Chiao, Professor Robert Littlejohn, and Professor Umesh Vazirani and to the members of thesis committee, Professor Raymond Chiao, Professor Dan Stamper-Kurn, and Professor Umesh Vazirani. I would also like to thank Professor Raymond Chiao for serving as my in department advisor and Professor Lars Bildsten for serving as my initial graduate advisor.

Not to forget all my friends who helped me keep my sanity throughout my graduate career! Thanks to the QBN crew and especially Ken “Louie” Brown and Simon “Louie” Myrgren. Without the distractions provided by Melissa Hampton, West Burghardt, Emily Ho, the entire Vegas Tech crew, Ben and Ami Foster, and the aforementioned Luis de la Fuente and studbud, I would be even crazier than I actually am!

This thesis would not be possible were it not for the loving support of my relatives far and wide. Thanks to my big brother Michael Bacon for not being too rough on his geeky little brother. I would especially like to give thanks for the support of my grandmothers, Norma Morris and Helen Bacon, as well as to the scientific heritage of my grandfathers, the late Glen Bacon and the late Lee Morris.

Finally, I would like to thank my sister Catherine Elizabeth Bacon, who is my greatest inspiration.

## Part I

# Quantum Computation: Decoherence and Control

# Chapter 1

## Philosonomicon

*wherein we gently embark on an inquiry into the computational depths of the physical universe and discover the fragile structure of information with quantum foundations*

### 1.1 Prologue

Our generous universe comes equipped with the ability to compute<sup>1</sup>. By the use of appropriate physical systems algorithmic tasks can be executed with repeatable results which in turn allow for the development of our systems of mathematics and physics consistent with this repeatability. In physics, determination of the *allowable* manipulations of a physical system is of central importance. Computer science, on the other hand, has arisen in order to *quantify* what resources are needed in order to perform a certain algorithmic function. For computer science to be applicable to the real world the quantification of resources needed to perform a certain algorithmic function should be delimited by what physics has determined to be allowable manipulations. Thus we arrive at the realization that because *information is physical*, our understanding of computer science should be built on primitives which respect our understanding of the laws of physics. Terse in expression, ghostly trivial in its conceptual underpinnings, this mantra that,

“Information is physical!” [130]

nonetheless has deep consequences for both the physicist examining how nature behaves and the computer scientist attempting to understand the power and limitations of real world execution of algorithmic tasks. This very thesis, an ever-growing body of scientific literature, and an equally expanding community of scientists (rainbow in its composition of physicists, mathematicians, and computer scientists), are but a

---

<sup>1</sup>Blessed be the computational universe which allows this very thesis[7] to be typed onto a portable computer in the comfort of a sorted array of pleasant locations.

small testament to the usefulness, practical and abstract, of this one small idea. “Information is physical”, we thus shout, and in this thesis we explore, the consequences of this small idea in our large and generous universe.

## 1.2 Argument via the inevitability of technology

It is only through the bright light of hindsight that we can appreciate the grandeur of scientific achievement during the twentieth century. Unlike any previous historical era, this scientific century has erected profound disciplines from a seeming vacuum of prior consideration, pushing novel technologies and new understandings in directions inconceivable only a few years prior. Among the two most far reaching movements of the twentieth century’s scientific symphony have been the composition of the quantum theory of nature and the rising crescendo of the computer revolution. To first approximation these two fields appear in independent coexistence. To master the art of computer programming, knowledge of quantum theory is not prerequisite. Likewise, to learn contemporary physical theory, understanding of modern computational theory is not necessary.

The illusion of separation between computer science and modern physical theory, however, fades quickly as one’s focus on details sharpens. On one hand, comprehension of modern physical theory does not require computation, but our understanding of the physical world is sharpened, if not progressed, by the use of computers in the simulation of physical systems. Whole realms of physics would be inaccessible were it not for the use of computers to perform calculations impossible on a human scale but possible with the calculational capabilities of modern computers. Fields like physical chemistry and lattice quantum field theory now depend on the use of computational power to such a degree that a growing view among theoretical physicists is to play the cynic and declare they are “computer programmers not physicists”<sup>2</sup>.

The reverse implication between the two fields also occurs because computers are physical devices such that quantum theory is essential to understanding their physical operation. The modern quantum theory of these devices presents our best understanding of the physics behind the computer revolution. Thus, while there is nothing which is *essentially* quantum mechanical about the algorithmic operation of today’s computers, our understanding of the mechanisms behind the computer architecture is deeply rooted in the quantum theory of the solid-state.

How far can the two way relationship between computer science and quantum theory be pressed? The forward implication asks the question “what can computer science tell us about quantum theory?” [80] This thesis will not concern itself with this question, and indeed it appears that very little progress has been made along this line of inquiry (see, however [158, 203]).

---

<sup>2</sup>Posing a significant retention problem for graduate physics programs!

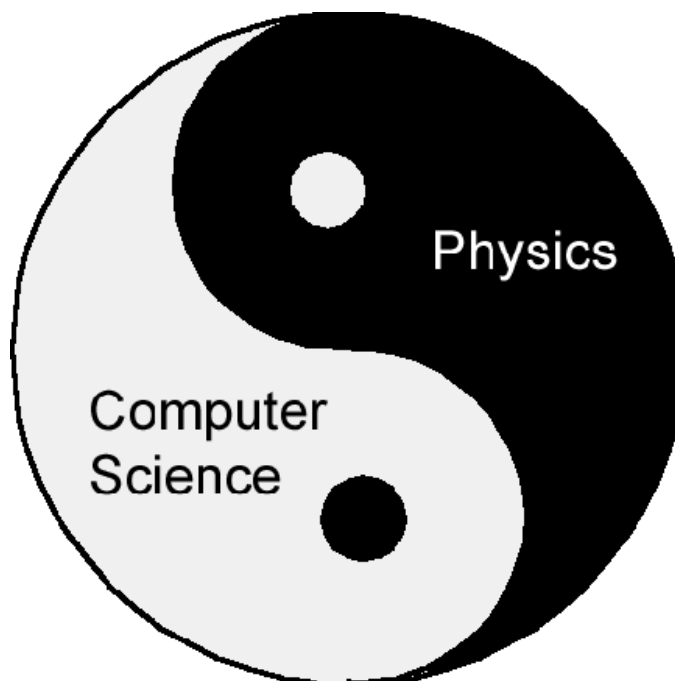


Figure 1.1: *Physics and computer science entangled*

The reverse implication poses a different query: “what can quantum theory tell us about computer science?” One important difference between this implication and its inverse lies in the seeming *inevitability* of the relevance of this question. This inevitability arises from two different directions. In 1965 Gordon Moore noticed that the computational power of a computer doubled approximately every two years[149]. A more physical statement of this principle is that the number of atoms needed to represent one bit of information will halve approximately every two years. Since Moore’s 1965 observation, Moore’s law has continued to hold and been the barometer of astounding technological progress in computer hardware. As Moore’s law moves into its fortieth year of success, however, a new barrier has arisen on the not so distant horizon. If Moore’s law continues to hold, around the year 2015 Moore’s law predicts that the size of the computational devices constructed will reach a scale where quantum effects will begin to play a dominant operational role. One view of progress maintains that this will be the essential limit to our current solid-state computer architectures: quantum effects becoming dominant implies that no more computational power can be squeezed out of the system. On the other hand, it is unclear how a computer operating at this quantum limit will behave. The argument of technological inevitability leads us to believe that computers operating into the quantum regime will be built. Thus it seems technologically relevant to consider how computers operating with quantum effects dominating will behave. Quantum theory can tell us something about how real computers of the future will function.

A second reason for confidence in the inevitability of the role quantum theory can play in computer science builds from a long line of experimental progress in control of quantum systems. In particular, fields like cavity quantum electrodynamics[23], ion and neutral atom trapping[205], and certain areas of quantum optics[90, 169, 207], have made considerable progress in demonstration of the control of fully quantum degrees of freedom. These extremely sensitive experimental successes point to a time in which control over multiple interacting quantum systems will become possible. From the computer science prospective, such quantum control will represent computational devices operating in a quantum regime. Again technological progress leads us to believe that quantum control will be pressed further and further until at least small scale computational quantum devices are constructed.

Inevitably, we are thus led to assume that the relevance of quantum theory to computational device will grow larger with time. What, then, are the consequences of this seemingly inevitable crash between the twentieth centuries most prolific offspring, quantum theory and modern computation?

### 1.3 The rise of the quantum algorithm

*One must solemnly affirm one's allegiance to the Quantum God before one may be admitted to the physics clan.*

–Carver A. Mead, *Collective Electrodynamics*[145]

In the early 1980's Benioff[17, 18, 19] and Feynman[80, 81] began to consider computers whose *algorithmic* operation was fully quantum mechanical. Benioff appears to have been motivated towards such quantum computers via the requirement that description of quantum theory should be self-consistently described by machines operating according to quantum theory. Feynman, on the other hand, had a long standing interest in the physical limits of computation[79] which apparently led him towards considering computers with quantum components[82]. However, while Feynman[80], and earlier Manin[143], clearly understood that simulating quantum systems was in some form a difficult task, it took the ground breaking work of Deutsch[56] and Deutsch and Jozsa[59] to realize that computers built on quantum principles could perform computational tasks in an intrinsically more efficient manner than could classical computers. What these latter authors showed was that there were circumstances under which information in a quantum setting manipulated by a *quantum computer* had a different productivity than equivalent classical information manipulated by a classical computer. Here, then, was the first interesting answer to the query “what can quantum physics tell us about computer science?” The quantification of resources which is the main thrust of computer science was shown to be *different* when operating in the quantum regime.

The work of Deutsch and Jozsa was followed up by a progression of work demonstrating increasingly powerful applications of the idea of quantum computation. The oracle problem Deutsch and Jozsa investigated (and subsequent results by Berthiaume and Brassard[26, 27]) was one in which the amount of resources needed in order to perform the computation on a quantum computer was exponentially less than a similar *exact* computation performed on a classical computer. However, a probabilistic classical computer could solve the problem Deutsch and Jozsa posed with similar use of resources if the problem output of the algorithm could be wrong with some vanishingly small probability. Thus the work of Deutsch and Jozsa alone did not demonstrate a clear separation between classical and quantum computation.

Overcoming the exactness requirement of Deutsch and Jozsa, Bernstein and Vazirani [24] put forth algorithms which showed a true superpolynomial resource gap between quantum and classical computation in 1993. This was followed closely by the work of Simon[176] who posed a problem which required exponentially more resources to solve on a classical computer than on a quantum computer. In 1994, following Simon's lead, Shor[173] remarkably demonstrated that quantum computers could factor numbers and compute a discrete logarithm efficiently. Much work in complexity theory has gone into attempting to develop efficient classical algorithms for these two problems and it is widely believed that such efficient solution on a classical computer is impossible[167]. In fact, confidence in the difficulty of these two problems forms the basis for the most widely used public key cryptography systems[164]. Further evidence for the power of quantum computers over classical computers was unveiled when Grover [99, 100] demonstrated that quantum computers could search unordered lists quadratically faster than classical computers.

By 1996, a clear separation in productivity between the algorithmic manipulation of quantum information and classical information had been established. Further progress[30, 113] demonstrated[105] that Deutsch-Jozsa, Bernstein-Vazirani, Simon, and Shor's algorithms were all related to a single problem known as the hidden subgroup problem. Separate from these Shor-type algorithms, research also broadened[31, 32] and quantified[20] the algorithm developed by Grover.

A third line of research has shown how to use a quantum computer to efficiently simulate quantum systems[1, 29, 138, 181, 204, 209]. While there is no general proof that quantum systems are hard to simulate on classical computers, the vast industry of physicists who have attempted to provide such efficient simulations have all failed. Building a quantum computer would profoundly change the complexity of the quantum models studied by physicists.

The discovery that quantum algorithms can outperform their classical brethren is a result which should be fundamentally shocking to all studied computer scientists. The computational complexity classes of yesteryear have ethereal foundations: the true foundations lie in a quantum setting. Further shock should also occur to those who use public key cryptosystems based on factoring and discrete logarithms: the future building of a quantum computer will allow your encrypted messages to be read!

Like any infant discovery, however, the true power behind quantum computation is currently unclear. Past ventures by humanity in brandishing the skill of foresight–

*“I think there is a world market for maybe five computers.” - Thomas Watson, chairman of IBM, 1943*

–give us the confidence and optimism to believe that the field of quantum algorithms is only beginning to bloom.

## 1.4 Control and the quantum computer

While the algorithmic speedup promised by quantum computers was being developed, much work was done defining and understanding the basic question: what exactly is a quantum computer?

A seminal step in modern computer science was taken when Turing defined the class of functions now known as recursive or computable functions[189]. The Church-Turing thesis[189, 46, 45] conjectures that this class of functions corresponds precisely to what can be computed by an algorithmic method in the real world. Thus the Church-Turing thesis provides a fundamental grounding upon which modern theoretical computer science is built: everything that is naturally computable by an algorithm is precisely the class of recursive functions. Computer scientists are thus assured of job security by basing their studies on the class of recursive functions. Furthermore it was found that a certain class of computers, *universal* computers[189], could be used to efficiently compute a recursive function. Thus, under the Church-Turing thesis and universality results, a computer scientist concerned with computation could be myopic to all models of computation sans a universal computer. Of particular importance to computer science is that the Church-Turing thesis and universality results allow for the development of a quantification[49, 108] of the computational resources needed to perform a certain algorithmic task which is essentially robust to the basic model of computation used to perform the task. Modern computational complexity[156] theory is a house built upon a frame of universal computers whose structural integrity is encoded in the robustness claimed by the Church-Turing thesis.

The Church-Turing thesis, however, is not a mathematical proof, however, but an empirical statement whose validity has withstood over seventy years of testing. The advent of quantum computation, however, has brought the validity of the computational complexity models founded upon the Church-Turing thesis into question and in fact the very basis of computation which is now claimed to be fundamental in computer science has taken a severe detour into the quantum realm. Early research in quantum computation generalized classical models of computing, the Turing machine and the circuit model, into their quantum mechanical analogies. The quantum equivalent of a Turing machine was first considered by Benioff[17, 18, 19]. Deutsch[56] and Yao[208] further developed quantum Turing machines. The quantum equivalent of



classical circuits was introduced by Deutsch[57] and this quantum circuit model (with certain uniformity constraints) was shown to be equivalent to the quantum Turing machine by Yao[208].

In the simplest quantum circuit model a sequence of quantum gates (unitary evolution) is applied (perhaps in parallel) to an array of quantum mechanical two-level systems (qubits) with an appropriate initialization and readout of the quantum information. One of the first results in quantum computation was the demonstration that certain sets of quantum gates acting on such an array are *universal* in the sense that any unitary evolution on the array could be performed by an appropriate sequence of such gates. Following early results which required three-body interactions[57] between quantum systems it was subsequently realized that two-body interactions[61] were sufficient to perform universal quantum computation in the quantum circuit model.

Because quantum interactions are intrinsically analog in nature (interaction times and coupling strengths are real numbers) the correct description of universal quantum circuits requires some notion of approximation[117, 118]. This is similar to the situation with probabilistic classical computers. At first glance it appears that the analog nature of probabilities may cause unwarranted power due to infinite accuracy in such classical probabilistic computers. Models which contain bounded accuracy in their transition probabilities, the real world equivalent to a classical probabilistic machine, however, can be shown to form a robust computational class. Similarly, quantum circuits must be cast within the framework of finite accuracy. In particular, discrete sets of quantum gates implemented with a finite accuracy are the real building blocks of a quantum circuit. Luckily such discrete sets were shown to be able to approximate any exact quantum circuit to within an accuracy  $\epsilon$  (defined on some suitable distance measure) with only  $\log^c(\epsilon^{-1})$  computational overhead[112, 177]. This in turn allows for the establishment of robust computational complexity classes within the context of such discrete gate universal quantum computers.

The universality results in the quantum circuit model show that given sufficient control over quantum systems there is a robust class of computations based on the quantum circuit model. Thus sufficient quantum control implies quantum computation. But what of the validity of the quantum circuit model as a real description of quantum systems? Quantum circuits clearly map to quantum systems, but how realistic are the assumptions that go into the quantum circuit model?

## 1.5 The decoherence roadblock

Unfortunately, the description adopted in the quantum circuit model does not correspond to the real world in a particularly nasty detail. The quantum circuit model describes a quantum computer as a closed quantum system. The whole formalism of a quantum circuit assumes that there is a system which executes the circuit but is

completely isolated from the rest of the universe. In the real world, however, there are no known mechanisms for truly isolating a quantum system from its environment. Real quantum systems are open quantum systems. Open quantum systems couple to their environment and destroy the quantum information in the system through the process known as decoherence[92]. When examining the simple evolution of a single quantum system this system-environment coupling appears to cause errors on the quantum system's evolution. The picture of a quantum circuit where only desired unitary evolution occurs is thus naive.

Decoherence, then, is a direct attack on the physical viability of quantum computers in the real world[101, 129, 190]. Because quantum information is not easily isolated from its environment, physics dictates that the quantum information will lose many of the properties that make the information quantum and not classical. In fact, much of the infamous transition from quantum to classical physics has been attributed to the role of decoherence in physical systems[222, 223, 224]. Thus to the question "what makes a computer classical and not quantum?" the answer "decoherence" follows. While the algorithmic speedup promised by quantum computers viewed as a closed system is a profound observation, it is all for naught if this *decoherence problem* cannot be overcome.

There is an analogy here with classical computers operating in noisy environments. For example, conventional computers exposed to hard radiation of space will not function properly due to the errors caused on the computer hardware by the radiation. At first glance it would appear that a classical computer operating in such an environment would be useless. One mistake in the calculating the trajectory of a satellite can mean the complete destruction of the satellite! Besides the obvious practice of making the computer hardware resilient to the radiation, perhaps surprisingly, there is another method for overcoming this problem known as "fault-tolerant" computation. Fault-tolerant computation is intimately related to the idea of error correcting codes. In classical error correcting codes, information transmitted through a noisy channel is made more resistant to the noise by making the information redundant. This basic idea, that redundancy can protect information, was extended by von Neumann[200] to provide a method for performing computations in the presence of noisy environments and imperfect operations. Thus the question that emerged around 1996 was does there exist a theory of fault-tolerant quantum computation?

The first step towards solving the decoherence problem was taken in 1995 when Shor[174] (and independently Steane[182]) discovered a quantum analogue of classical error correcting codes. Shor discovered that by encoding quantum information, this information could become more resistant to interaction with its environment. Following this remarkable discovery a rigorous theory of quantum error correction was developed[21, 38, 37, 78, 120]. Many different quantum error correcting codes [41, 94, 119, 128, 132, 162, 183, 185] were discovered and this further led to a theory of fault-tolerant quantum computation[3, 96, 115, 124, 161, 175]. Fully fault-tolerant quantum computation describes methods for dealing with system-environment cou-

pling as well as dealing with faulty control of the quantum computer. Of particular significance was the discovery of the threshold theorem for fault-tolerant quantum computation[3, 95, 112, 124, 161]. The threshold theorem states that if the decoherence interactions are of a certain form and are weaker than the controlling interactions by a certain ratio, quantum computation to any desired precision can be achieved. The threshold theorem for fault-tolerance thus declares a final solution to the question of whether there are theoretical limits to the construction of robust quantum computers.

## 1.6 Quantum Gemini: decoherence and control

The study of information in a quantum setting is beginning to describe an amazingly rich computational universe. In this brief introduction we have learned that quantum algorithms can perform astounding computational feats. Quantum control can be used to perform these algorithms, while decoherence can be overcome by this same quantum control. In spite of these discoveries, the inevitability of quantum technology remains unclear. Exactly what physical systems will be used to build a quantum computer? There have been a plethora of proposed physical systems for quantum computation and a few of these have even moved from the drawing board to small scale implementation[188, 148, 43, 152]. Just as vacuum tubes of the past have been replaced by the silicon wafers of today, the hardware of future quantum computers, however, is currently far from certain.

Given the state of ignorance as to the suitability of different physical systems for quantum computation, it is important to provide theoretical groundwork towards understanding what does and does not make a good quantum computer. This implies understanding the delicate dance between quantum computation's twin considerations: decoherence and control.

In Greek mythology, Castor and Pollux were twins born to the same mother but with different fathers. Pollux's father was a god while the Castor's father was a mere mortal. Thus Pollux was immortal while Castor was mortal. When Castor died on the battlefield his brother was so stricken with grief that he pleaded with Zeus to either send him to the same fate or restore his brother to life. Zeus was touched by the brotherly love and allowed Castor to spend alternating days on Olympus with the gods and in the mortal world below the Earth, Hades. Due to their exemplary example of brotherly love the star constellation Gemini was placed in the heavens by Zeus in honor of these twins.

In this thesis we venture forth towards understanding a modern day quantum Gemini. Quantum control, our Pollux, is the powerful near-immortal master of quantum computation. Decoherence, our Castor, pulls quantum computation down into the mortal real world. Sufficient quantum control helps pull decoherence away from real world difficulty and restores the glory of quantum computation. "Define, clarify,

and broaden his brotherly relationship between decoherence and quantum control”, we thus beseech and in this thesis we explore, “and someday quantum computers will move from myth to reality!”

## 1.7 Thesis outline

This thesis is divided into three main parts. In part I of the thesis we introduce the basic notions of decoherence, control and universality in a quantum computer. Chapter 2 discusses the basic formalism of quantum operators for describing decoherence and presents a non-standard derivation of a semigroup master equation through the operator-sum representation. Chapter 3 then introduces the notion of control of a quantum system. Necessary and sufficient conditions for interactions which can be used for control which does not cause decoherence are presented. The Lie algebraic structure of control is then discussed along with the important issue of approximation in quantum control. Chapter 4 shifts focus towards universal quantum computation with a special emphasis on the subsystems nature of universal quantum computers. The notion of encoded universality is introduced with an emphasis on the Lie algebraic structure of such encodings. A criteria for universal quantum computation is derived which is useful for deciding when even encoding cannot turn a set of interactions into a universal set of interactions.

In part II of this thesis we turn to the theory of decoherence-free subspaces and decoherence-free subsystems. We begin in Chapter 5 by deriving necessary and sufficient conditions for the existence of decoherence-free subspaces and their generalization decoherence-free subsystems. The role of the OSR algebra is stressed as a fundamental method for understanding both decoherence-free subspaces and decoherence-free subsystems. The commutant of the OSR algebra is also identified as an important characterizer of decoherence-free systems. Decoherence-free subsystem conditions in the master equation are introduced and the reason why such conditions are currently only necessary are discussed. Finally the connection between symmetrization schemes and decoherence-free subsystems is discussed. In Chapter 6 we discuss the stability of decoherence-free systems to perturbations. We show that perturbing interactions do not destroy the decoherence-free properties. Chapter 7 discusses many of the issues which generically arise when using a decoherence-free subsystem for quantum computation. In Chapter 8 we introduce an important model of decoherence which supports decoherence-free subsystems, the collective decoherence model. Master equations are derived for both collective dephasing and for collective amplitude damping in order to better illustrate the conditions under which collective decoherence occurs. The notion of weak and strong collective decoherence is introduced and the decoherence-free subsystems for both of these cases is introduced. In Chapter 9 we discuss universal quantum computation on the weak and strong collective decoherence decoherence-free subsystems. The use of only the exchange interaction for quantum computing

is discovered and issues of the explicit use of collective decoherence decoherence-free subsystems for quantum computation are discussed. In Chapter 10 we discuss universal quantum computation on an experimentally realized decoherence-free subspace in ion traps. Explicit control sequences are identified for such computation. Chapter 11 then discusses how solid state proposals for quantum computation can be simplified and improved by the use of encoded universality with the exchange interaction. Finally in Chapter 12 we discuss decoherence-free subspaces in atomic systems.

In part III of this thesis we turn to methods for building a quantum computer which rely on techniques of robustness due to the energetics of the decoherence process. In Chapter 15 we describe the effect of supercoherence where quantum information is protected at low environment temperatures. A supercoherent system which allows for universal quantum computation is derived and presented in the context of a solid-state implementation of a quantum computer. We then present a spin ladder in Chapter 16 which has many of the properties of supercoherence as well as new error correcting properties. In Chapter 17 this is taken one step further and a system with a ground state which is a quantum error correcting is discussed. This is the first example of such a quantum error correcting ground state which is fully quantum mechanical and which does not require unreasonable physical resources. Finally in Chapter 18 we discuss the possibility of naturally fault-tolerant quantum computation. Analogies with the classical robustness of information are discussed and a general framework for future natural fault-tolerant quantum computation is provided.

## Chapter 2

# The Pain of Isolating Quantum Information: Decoherence

*so its quantum computers we want  
with computational power we can flaunt  
well there's a price which we'll have to pay  
because quantum coherences rejoice in decay*

In this chapter we introduce the basic theory of quantum operations for studying decoherence. We begin by giving a simple example of how decoherence can destroy quantum information. We then introduce decoherence in an abstract formalism known as the operator-sum representation(OSR). Shortcomings of this formalism are illuminated. We then discuss the physically motivated approximations of the operator-sum representation known as master equations. A mystery in decoherence rates calculated in the operator-sum representations is presented and solved.

### 2.1 The degradation of quantum information

Quantum computation would be a matter of the control of quantum systems (not itself a completely trivial subject) were it not for the fact that quantum systems are open systems. The degradation of quantum information due to the coupling of the system containing the quantum information to the environment is called *decoherence*<sup>1</sup>. Let us begin our understanding of the degradation of quantum information by examining a simple example.

---

<sup>1</sup>An unfortunate state of nomenclature exists as to the use of the word decoherence. Early researchers[222, 223] used the word decoherence to refer to operations which destroyed quantum coherences and transferred information to the environment in a very specific manner. With the development of quantum computation many authors loosened the use of this word to refer to any system-environment couplings, not just those which destroy coherence in a specific basis or involve specific transfer of information from the system to the environment. In this thesis we will use the word decoherence to refer to such generic system-environment couplings.

Suppose we are given a system consisting of a single qubit and an environment consisting of another qubit. The Hilbert space of this combined system and environment is  $\mathcal{H} = \mathcal{H}_S \otimes \mathcal{H}_E \equiv \mathbb{C}^2 \otimes \mathbb{C}^2$ . Further suppose that there is a coupling between the system and the environment given by the Hamiltonian  $\mathbf{H} = \lambda \boldsymbol{\sigma}_z \otimes \boldsymbol{\sigma}_z$  where  $\lambda$  is a fixed coupling constant.

We wish to encode on the system a qubit of quantum information,  $|\psi\rangle = \alpha|0\rangle + \beta|1\rangle$ . If  $\lambda = 0$  we could create the state  $|\psi\rangle$  and the state of the system would remain  $|\psi\rangle$  for all times after its creation: the quantum information would be preserved. If however  $\lambda \neq 0$ , there is a coupling between the system and the environment given by the evolution operator

$$\mathbf{U}(t) = \exp[-i\lambda t \boldsymbol{\sigma}_z \otimes \boldsymbol{\sigma}_z] = \cos(\lambda t) \mathbf{I} - i \sin(\lambda t) \boldsymbol{\sigma}_z \otimes \boldsymbol{\sigma}_z. \quad (2.1)$$

Suppose that the environment is initially in the state  $|+\rangle = \frac{1}{\sqrt{2}}(|0\rangle + |1\rangle)$ , so that initially the state of the system plus environment is  $|\psi\rangle \otimes |+\rangle$ . At a time  $t$  later, the state of the system plus environment will be

$$|\psi(t)\rangle = \cos(\lambda t) |\psi\rangle \otimes |+\rangle - i \sin(\lambda t) (\boldsymbol{\sigma}_z |\psi\rangle) \otimes |-\rangle, \quad (2.2)$$

where  $|-\rangle = \frac{1}{\sqrt{2}}(|0\rangle - |1\rangle)$ . The density matrix of the system at time  $t$  is given by

$$\begin{aligned} \boldsymbol{\rho}_S(t) &= \text{Tr}_E [|\psi(t)\rangle\langle\psi(t)|] = \cos^2(\lambda t) |\psi\rangle\langle\psi| + \sin^2(\lambda t) \boldsymbol{\sigma}_z |\psi\rangle\langle\psi| \boldsymbol{\sigma}_z \\ &= \begin{bmatrix} |\alpha|^2 & \alpha\beta^* \cos(2\lambda t) \\ \alpha^*\beta \cos(2\lambda t) & |\beta|^2 \end{bmatrix}. \end{aligned} \quad (2.3)$$

Here  $\text{Tr}_E[\cdot]$  represents tracing over the environment. The residual difference between this density matrix and the initial density matrix is

$$\delta\boldsymbol{\rho} = \boldsymbol{\rho}(t) - \boldsymbol{\rho}(0) = \begin{bmatrix} 0 & \alpha\beta^*(1 - \cos(2\lambda t)) \\ \alpha^*\beta(1 - \cos(2\lambda t)) & 0 \end{bmatrix}. \quad (2.4)$$

We here see that as time evolves, the off diagonal elements of the density matrix oscillate in time. We thus say that the ‘‘coherence’’ between the  $|0\rangle$  and  $|1\rangle$  states is being manipulated. Note that a time  $t = \frac{\pi}{\lambda}k$ , where  $k$  is an integer, the quantum information in the system is unaffected,  $\delta\boldsymbol{\rho} = \mathbf{0}$ . System-environment coupling alone is not enough to degrade the quantum information. In addition to the coupling, *an assumption about the inaccessibility of the environmental degrees of freedom must be made in order for decoherence to occur*. Suppose, for example, that at time  $t_0 = \frac{\pi}{4\lambda}$  the coupling between the system and the environment is turned off and the state of the environment is made inaccessible to experiment. At this time the diagonal elements of the density matrix in the  $|0\rangle, |1\rangle$  basis completely vanish. Since the environmental degrees of freedom are now, by assumption, assumed to be inaccessible, the quantum information in the system has been degraded. As described in Appendix

A.5, the trace norm between two density matrices is a good measure of the absolute distinguishability of the density matrices. For this example we calculate that

$$D(\boldsymbol{\rho}(0), \boldsymbol{\rho}(t)) = \frac{1}{2} \text{Tr}|\delta\boldsymbol{\rho}| = |\alpha||\beta||1 - \cos(2\lambda t)|. \quad (2.5)$$

The best measurement to distinguish the initial state from the decohered state at time  $t$  will produce measurements probabilities whose absolute difference will differ by  $|\alpha||\beta||1 - \cos(2\lambda t)|$ . If one is thinking about using this qubit for some sort of computation, then we see that the computation will err with a probability of at least this value.

This simple example of decoherence serves to illustrate the basic idea that coupling between the system and environment can lead to degradation of quantum information.

## 2.2 Quantum operations

In this section we describe a basic formalism for understanding open quantum systems. In particular we seek to understand the evolution of a system when it is coupled to an environment as seen from the perspective of the system alone.

### 2.2.1 Derivation

Consider the dynamics of a system  $S$  together with the rest of the universe which we will call the environment  $E$ . We will assume that the system  $S$  represents full degrees of freedom separate from those of the environment  $E$ . The state space of the system plus environment then occupies a Hilbert space which is the tensor product of the system and environment Hilbert spaces,  $\mathcal{H} \equiv \mathcal{H}_S \otimes \mathcal{H}_E$ .

Note that this is not the most general definition of a system—it is possible that the system we are interested in does not have support over a full degree of freedom. This is the case, for example, when one is interested in a limited number of levels of a multi-level atom. In this situation, probability can “leak” in or out of the system from or to the rest of the degree of freedom. We will develop our formalism for the situation where the system is a full degree of freedom but note where results can be extended to this more general definition of a system.

The evolution of the system  $S$  plus environment  $E$  (which together do form a closed system by postulate) is unitary with a Hamiltonian given by

$$\mathbf{H} = \mathbf{H}_S \otimes \mathbf{I}_E + \mathbf{I}_S \otimes \mathbf{H}_E + \mathbf{H}_{SE}, \quad (2.6)$$

where  $\mathbf{H}_S$  acts on the system degrees of freedom  $S$ ,  $\mathbf{H}_E$  acts on the environmental degrees of freedom and  $\mathbf{H}_{SE}$  couples these degrees of freedom. The evolution of the system and environment is then governed by the evolution operator  $\mathbf{U}(t) = \exp[-i\mathbf{H}t]$ . When the coupling between the system and the environment is zero,  $\mathbf{H}_{SE} = 0$ , the



evolution of the system plus environment are separately unitary  $\mathbf{U}(t) = \exp[-i\mathbf{H}t] = \mathbf{U}_S(t) \otimes \mathbf{U}_E(t)$  with  $\mathbf{U}_S(t) = \exp[-i\mathbf{H}_S t]$  and  $\mathbf{U}_E(t) = \exp[-i\mathbf{H}_E t]$ . From the perspective of the system alone, the evolution is therefore strictly unitary *independent* of the possibly entangled initial state of the system and environment:

$$\boldsymbol{\rho}_S(t) = \text{Tr}_E [\mathbf{U}(t)\boldsymbol{\rho}(0)\mathbf{U}^\dagger(t)] = \mathbf{U}_S(t)\boldsymbol{\rho}_S(0)\mathbf{U}_S^\dagger(t). \quad (2.7)$$

If this were not true, it would allow for superluminal manipulation of distant systems.

When, however,  $\mathbf{H}_{SE} \neq 0$ , the evolution of the system and the bath is more complicated. Let us first examine the situation when the system and the bath are initially in a tensor products state  $\boldsymbol{\rho}(0) = \boldsymbol{\rho}_S(0) \otimes \boldsymbol{\rho}_E(0)$ . From the perspective of the system the evolution is given by

$$\boldsymbol{\rho}_S(t) = \text{Tr}_E [\mathbf{U}(t)\boldsymbol{\rho}_S(0) \otimes \boldsymbol{\rho}_E(0)\mathbf{U}^\dagger(t)]. \quad (2.8)$$

The initial state of the environment can be written in terms of its spectral decomposition  $\boldsymbol{\rho}_E(0) = \sum_\nu p_\nu |\nu\rangle\langle\nu|$  where  $|\nu\rangle \in \mathcal{H}_E$  is a complete orthogonal basis for the environment which diagonalizes  $\boldsymbol{\rho}_E(0)$ ,  $0 \leq p_\nu \leq 1$ , and  $\sum_\nu p_\nu = 1$ . Expanding the trace and using the spectral decomposition of the environment we find that

$$\boldsymbol{\rho}_S(t) = \sum_{\mu,\nu} \langle\mu|\mathbf{U}(t)\boldsymbol{\rho}_S(0)p_\nu|\nu\rangle\langle\nu|\mathbf{U}^\dagger(t)|\mu\rangle, \quad (2.9)$$

or

$$\boldsymbol{\rho}_S(t) = \sum_i \mathbf{A}_i(t)\boldsymbol{\rho}_S(0)\mathbf{A}_i^\dagger(t), \quad (2.10)$$

where

$$\mathbf{A}_{i=(\mu,\nu)}(t) = \sqrt{p_\nu}\langle\mu|\mathbf{U}(t)|\nu\rangle. \quad (2.11)$$

The requirement that  $\mathbf{U}(t)$  is unitary implies that

$$\sum_{i=(\mu,\nu)} \mathbf{A}_i^\dagger(t)\mathbf{A}_i(t) = \mathbf{I}. \quad (2.12)$$

Eq. (2.10) together with the normalization condition Eq. (2.12) form the *trace-preserving operator-sum representation* (OSR). Notice that the exact form of the OSR operators depends on the basis  $|\mu\rangle$  (not the  $|\nu\rangle$  basis which is determined by the spectral decomposition). The evolution does not depend on this basis expansion, but the exact form of the operators  $\mathbf{A}_i(t)$  does depend on this basis choice. We will return to this freedom

In fact it can be shown[126] that the most general evolution of a density matrix,  $\boldsymbol{\rho}(t) = \mathcal{L}(t)[\boldsymbol{\rho}(0)]$  satisfying the requirements

1. The map  $\mathcal{L}(t)$  takes density matrices to density matrices.
2. The map  $\mathcal{L}(t)$  is a linear map.

3. The map  $\mathcal{L}(t)$  is completely positive. A completely positive map takes positive operators to positive operators when acting as identity on an auxiliary space  $\mathcal{I} \otimes \mathcal{L}(t)[\mathbf{A}] \geq 0$  for  $\mathbf{A} \geq 0$ , with  $\mathcal{I}$  the identity operator on any additional Hilbert space.

must have the form of the OSR. Every possible OSR has a description in terms of the action of a unitary operator on a larger Hilbert space. This allows us to favor the more concrete derivation of the OSR from the physical perspective of unitary evolution traced over the environment as opposed to the more axiomatic approach.

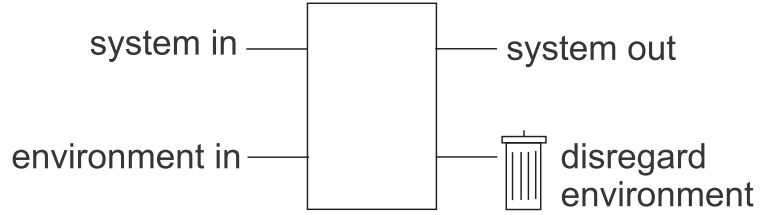


Figure 2.1: *Diagram of the operator sum representation*

## 2.2.2 Fixed basis OSR

A tool which we will find useful later in our derivation of master equations is the fixed basis form of the OSR[42, 10]. Suppose we choose a fixed basis (see Appendix A.3) for expanding each of the operators  $\mathbf{A}_i(t)$  in the OSR:

$$\mathbf{A}_i(t) = \sum_{\alpha} b_{i\alpha}(t) \mathbf{F}_{\alpha}. \quad (2.13)$$

The OSR can then be written as

$$\rho(t) = \sum_i \mathbf{A}_i(t) \rho(0) \mathbf{A}_i^{\dagger}(t) = \sum_{i\alpha\beta} b_{i\alpha}(t) b_{i\beta}^*(t) \mathbf{F}_{\alpha} \rho(0) \mathbf{F}_{\beta}^{\dagger} = \sum_{\alpha\beta} \chi_{\alpha\beta}(t) \mathbf{F}_{\alpha} \rho(0) \mathbf{F}_{\beta}, \quad (2.14)$$

where

$$\chi_{\alpha\beta} = \sum_i b_{i\alpha}(t) b_{i\beta}^*(t). \quad (2.15)$$

Eq. (2.14) is the fixed basis or chi representation of the OSR. Normalization requires that

$$\sum_{i\alpha\beta} b_{i\alpha}^* b_{i\beta} \mathbf{F}_{\alpha}^{\dagger} \mathbf{F}_{\beta} = \sum_{\alpha\beta} \chi_{\beta\alpha} \mathbf{F}_{\alpha}^{\dagger} \mathbf{F}_{\beta} = \mathbf{I}. \quad (2.16)$$

Taking the trace of this equation we find that

$$\sum_{\alpha} \chi_{\alpha\alpha} = d. \quad (2.17)$$

The  $\chi_{\alpha\beta}(t)$  matrix is a positive hermitian matrix which specifies the OSR in a given basis.

Separating out the identity components of Eq. (2.14) and Eq. (2.16) we obtain

$$\boldsymbol{\rho}(t) = \chi_{00}(t)\boldsymbol{\rho}(0) + \sum_{\alpha \neq 0} [\chi_{\alpha 0}(t)\mathbf{F}_\alpha \boldsymbol{\rho}(0) + \chi_{0\alpha}(t)\boldsymbol{\rho}(0)\mathbf{F}_\alpha^\dagger] + \sum_{\alpha, \beta \neq 0} \chi_{\alpha\beta}(t)\mathbf{F}_\alpha \boldsymbol{\rho}(0)\mathbf{F}_\beta^\dagger. \quad (2.18)$$

and

$$\chi_{00}(t)\mathbf{I} + \sum_{\alpha \neq 0} [\chi_{\alpha 0}(t)\mathbf{F}_\alpha + \chi_{0\alpha}(t)\mathbf{F}_\alpha^\dagger] + \sum_{\alpha, \beta \neq 0} \chi_{\alpha\beta}(t)\mathbf{F}_\beta^\dagger \mathbf{F}_\alpha = \mathbf{I}. \quad (2.19)$$

Multiplying the second of these equations by  $\frac{1}{2}\boldsymbol{\rho}(0)$  from both the left and right, and substituting into the evolution equation, we obtain

$$\boldsymbol{\rho}(t) - \boldsymbol{\rho}(0) = -i[\mathbf{S}(t), \boldsymbol{\rho}(0)] + \frac{1}{2} \sum_{\alpha, \beta \neq 0} \chi_{\alpha\beta}(t) \left( [\mathbf{F}_\alpha, \boldsymbol{\rho}(0)\mathbf{F}_\beta^\dagger] + [\mathbf{F}_\alpha \boldsymbol{\rho}(0), \mathbf{F}_\beta^\dagger] \right), \quad (2.20)$$

where

$$\mathbf{S}(t) = \frac{i}{2} \sum_{\alpha \neq 0} \left( \chi_{\alpha 0}(t)\mathbf{F}_\alpha - \chi_{0\alpha}(t)\mathbf{F}_\alpha^\dagger \right). \quad (2.21)$$

This version of the fixed basis OSR will be useful in deriving master equations. It is also convenient because any positive  $\chi_{\alpha\beta}(t)$  matrix whose trace is  $d$  corresponds to an OSR.

### 2.2.3 Example OSR

As an example of the OSR consider the process described in Section 2.1. The system-environment evolution operator is given by Eq. (2.1) and the initial density matrix of the environment is  $\boldsymbol{\rho}_E(0) = |+\rangle\langle+|$ . In the derivation of the OSR there are two terms,

$$\begin{aligned} \mathbf{A}_1(t) &= \langle +|_E (\cos(\lambda t)\mathbf{I} - i \sin(\lambda t)\boldsymbol{\sigma}_z \otimes \boldsymbol{\sigma}_z) |+\rangle_E = \cos(\lambda t)\mathbf{I}, \\ \mathbf{A}_2(t) &= \langle -|_E (\cos(\lambda t)\mathbf{I} - i \sin(\lambda t)\boldsymbol{\sigma}_z \otimes \boldsymbol{\sigma}_z) |+\rangle_E = -i \sin(\lambda t)\boldsymbol{\sigma}_z. \end{aligned} \quad (2.22)$$

Note that  $\mathbf{A}_1^\dagger(t)\mathbf{A}_1(t) + \mathbf{A}_2^\dagger(t)\mathbf{A}_2(t) = \mathbf{I}$  as required by unitarity. The evolution of the initial density matrix  $\boldsymbol{\rho}(0)$  is thus

$$\boldsymbol{\rho}(t) = \cos^2(\lambda t)\boldsymbol{\rho}(0) + \sin^2(\lambda t)\boldsymbol{\sigma}_z \boldsymbol{\rho}(0)\boldsymbol{\sigma}_z, \quad (2.23)$$

which agrees with Eq. (2.3) derived above.

Suppose that instead of the environment being in the initial state  $|+\rangle\langle+|$  it is in the state  $|0\rangle\langle 0|$ . In this case, if we use the basis  $|+\rangle, |-\rangle$  to calculate the OSR we find that

$$\begin{aligned} \mathbf{A}_1(t) &= \langle +|_E (\cos(\lambda t)\mathbf{I} - i \sin(\lambda t)\boldsymbol{\sigma}_z \otimes \boldsymbol{\sigma}_z) |0\rangle_E = \frac{1}{\sqrt{2}} (\cos(\lambda t)\mathbf{I} - i \sin(\lambda t)\boldsymbol{\sigma}_z), \\ \mathbf{A}_2(t) &= \langle -|_E (\cos(\lambda t)\mathbf{I} - i \sin(\lambda t)\boldsymbol{\sigma}_z \otimes \boldsymbol{\sigma}_z) |0\rangle_E = \mathbf{A}_1(t). \end{aligned} \quad (2.24)$$

If we instead use the basis  $|0\rangle, |1\rangle$  to calculate the OSR, we find that

$$\begin{aligned}\tilde{\mathbf{A}}_1(t) &= \langle 0|_E (\cos(\lambda t)\mathbf{I} - i \sin(\lambda t)\boldsymbol{\sigma}_z \otimes \boldsymbol{\sigma}_z) |0\rangle_E = (\cos(\lambda t)\mathbf{I} - i \sin(\lambda t)\boldsymbol{\sigma}_z), \\ \tilde{\mathbf{A}}_2(t) &= \langle 1|_E (\cos(\lambda t)\mathbf{I} - i \sin(\lambda t)\boldsymbol{\sigma}_z \otimes \boldsymbol{\sigma}_z) |0\rangle_E = \mathbf{0}.\end{aligned}\quad (2.25)$$

There are two interesting facts about this case. First, we see how using a different basis for calculating the OSR gives different operators but the same evolution:

$$\boldsymbol{\rho}(t) = \mathbf{A}_1(t)\boldsymbol{\rho}(0)\mathbf{A}_1^\dagger(t) + \mathbf{A}_2(t)\boldsymbol{\rho}(0)\mathbf{A}_2^\dagger(t) = \tilde{\mathbf{A}}_1(t)\boldsymbol{\rho}(0)\tilde{\mathbf{A}}_1^\dagger(t). \quad (2.26)$$

Second the evolution of the system is unitary,  $\tilde{\mathbf{A}}_1^\dagger\tilde{\mathbf{A}}_1 = \mathbf{I}$ . Besides demonstrating the non-uniqueness of the OSR, this example serves to bring up an interesting question: under what conditions is the evolution of the OSR correspond to unitary evolution? Since this question presages future work we will address this question in the next subsection.

## 2.2.4 OSR and unitary evolution

The question we pose is under what conditions does

$$\sum_i \mathbf{A}_i \boldsymbol{\rho} \mathbf{A}_i^\dagger = \mathbf{U} \boldsymbol{\rho} \mathbf{U}^\dagger, \quad (2.27)$$

where

$$\mathbf{U}^\dagger \mathbf{U} = \sum_i \mathbf{A}_i^\dagger \mathbf{A}_i = \mathbf{I}, \quad (2.28)$$

for all  $\boldsymbol{\rho}$ . We claim that an iff condition for this to hold is  $\mathbf{A}_i = c_i(t)\mathbf{U}$  with  $\sum_i |c_i|^2 = 1$  [76, 135].

The forward implication is trivial. Clearly if  $\mathbf{A}_i = c_i\mathbf{U}$  with  $\sum_i |c_i|^2 = 1$  then Eq. (2.27) and Eq. (2.28) both hold.

To prove the inverse, assume Eq. (2.27) and Eq. (2.28) both hold. It is useful to rewrite Eq. (2.27) as

$$\sum_i \mathbf{U}^\dagger \mathbf{A}_i \boldsymbol{\rho} \mathbf{A}_i^\dagger \mathbf{U} = \boldsymbol{\rho}, \quad (2.29)$$

and then define  $\tilde{\mathbf{A}}_i = \mathbf{U}^\dagger \mathbf{A}_i$  so that this becomes

$$\sum_i \tilde{\mathbf{A}}_i \boldsymbol{\rho} \tilde{\mathbf{A}}_i^\dagger = \boldsymbol{\rho}. \quad (2.30)$$

Since this equation must hold for all  $\boldsymbol{\rho}$  it must hold for a particular choice of  $\boldsymbol{\rho} = |\psi\rangle\langle\psi|$ . This immediately leads to

$$\sum_i |\langle\psi|\tilde{\mathbf{A}}_i|\psi\rangle|^2 = 1. \quad (2.31)$$

For a given  $\tilde{\mathbf{A}}_i$ , the state  $\tilde{\mathbf{A}}_i|\psi\rangle$  can be split into two components  $\tilde{\mathbf{A}}_i|\psi\rangle = c_i|\psi\rangle + c_i^\perp|\psi^\perp\rangle$  where  $|\psi^\perp\rangle$  is a vector perpendicular to  $|\psi\rangle$ . Eq. (2.31) then implies

$$\sum_i |c_i|^2 = 1. \quad (2.32)$$

The normalization condition Eq. (2.28) can be recast as

$$\sum_i \tilde{\mathbf{A}}_i^\dagger \tilde{\mathbf{A}}_i = \mathbf{I}, \quad (2.33)$$

which implies

$$\sum_i |c_i|^2 + |c_i^\perp|^2 = 1. \quad (2.34)$$

Together with Eq. (2.32) this implies that  $\sum_i |c_i^\perp|^2 = 0$  such that  $c_i^\perp = 0$  for all  $i$ . Thus  $|\psi\rangle$  is an eigenstate of all of the  $\tilde{\mathbf{A}}_i$ ,  $\tilde{\mathbf{A}}_i|\psi\rangle = c_i|\psi\rangle$ . This must hold for all possible  $|\psi\rangle$  in the Hilbert space the OSR operates on and therefore

$$\tilde{\mathbf{A}}_i = c_i \mathbf{I} \Rightarrow \mathbf{A}_i = c_i \mathbf{U}. \quad (2.35)$$

Eq. (2.28) then implies  $\sum_i |c_i|^2 = 1$ .

### 2.2.5 Limits of the OSR

The OSR is fairly satisfying in terms of describing the evolution of a system coupled to an environment. The initial state of the environment together with a description of the unitary evolution operator on the system and environment allows for a description of the evolution of all possible system density operators in a compact form. The most troublesome assumption in this derivation is, perhaps, the assumption that the system and the environment are initially in a tensor product state  $\rho(0) = \rho_S(0) \otimes \rho_E(0)$ .

Do there exist situations in which interaction between the system and the environment cannot be expressed in the OSR? Consider the situation where the system and environment are each single qubits and the initial joint state is  $|\psi_1\rangle = \frac{1}{\sqrt{2}}(|00\rangle + |11\rangle)$  or  $|\psi_2\rangle = \frac{1}{\sqrt{2}}(|+0\rangle + |-1\rangle)$ . Suppose the system and environment then evolve according to the unitary evolution  $\mathbf{U} = \mathbf{I} \otimes |0\rangle\langle 0| + \sigma_x \otimes |1\rangle\langle 1|$ . In some sense, the state of the environment is the same in both of these situations: the density matrices of the environment for both  $|\psi_1\rangle$  and  $|\psi_2\rangle$  are both  $\frac{1}{2}\mathbf{I}$ . Further, the density matrices of the system for both  $|\psi_1\rangle$  and  $|\psi_2\rangle$  are also both  $\frac{1}{2}\mathbf{I}$ . After evolution according to  $\mathbf{U}$ , however, the state of the system is different for these two cases differ

$$\begin{aligned} \rho_1 &= \text{Tr}_E [\mathbf{U}|\psi_1\rangle\langle\psi_2|\mathbf{U}^\dagger] = |0\rangle\langle 0| \\ \rho_2 &= \text{Tr}_E [\mathbf{U}|\psi_2\rangle\langle\psi_2|\mathbf{U}^\dagger] = \frac{1}{2} (|0\rangle\langle 0| + |1\rangle\langle 1|). \end{aligned} \quad (2.36)$$

Thus we see that the *same* density matrix has evolved into two different density matrices when the environment's density matrices was identical. Thus it is clear that there is no hope in deriving an OSR which depends solely on the initial density matrix of the environment and the system-environment unitary evolution. In particular the entangled nature (see Appendix A.2 for definition) of the system and environment leads to situations where the OSR fails.

The initial condition of tensor product states for the system and environment is an assumption that the system and the environment are initially uncorrelated. Further we have shown how when the system and the environment start an entangled state an OSR depending only on the environmental density matrix and the full evolution is impossible. Let us now show that even when the system and the environment are classically correlated there are problems in the derivation of the OSR. Suppose that the initial state of the system plus environment can be written in the separable form (see Appendix A.2 for definition)

$$\rho(0) = \sum_{\eta} q_{\eta} \rho_{S\eta}(0) \otimes \rho_{E\eta}(0), \quad (2.37)$$

with  $0 < q_{\eta} \leq 1$  and  $\sum_{\eta} q_{\eta} = 1$  and  $\rho_{S\eta}(0)$ ,  $\rho_{E\eta}(0)$  valid density matrices. The initial system density matrix is  $\rho_S(0) = \text{Tr}[\rho(0)] = \sum_{\eta} q_{\eta} \rho_{S\eta}(0)$ . Each environmental density matrix has a spectral decomposition (perhaps over different environment basis states):  $\rho_{E\eta}(0) = \sum_{\nu_{\eta}} p_{\nu_{\eta}} |\nu_{\eta}\rangle \langle \nu_{\eta}|$ . The evolution of the system is then

$$\rho_S(t) = \sum_{\mu, \nu, \eta} \langle \mu | \mathbf{U}(t) \rho_{S\eta}(0) q_{\eta} p_{\nu_{\eta}} |\nu_{\eta}\rangle \langle \nu_{\eta}| \mathbf{U}^{\dagger}(t) | \mu \rangle. \quad (2.38)$$

This can be written in the form

$$\rho_S(t) = \sum_{\eta} \sum_{i=(\mu, \nu)} \mathbf{A}_{i, \eta}(t) q_{\eta} \rho_{S\eta}(0) \mathbf{A}_{i, \eta}^{\dagger}(t), \quad (2.39)$$

where

$$\mathbf{A}_{i=(\mu, \nu), \eta}(t) = \sqrt{p_{\nu_{\eta}}} \langle \mu | \mathbf{U}(t) | \nu_{\eta} \rangle, \quad (2.40)$$

and unitarity requires

$$\sum_i \mathbf{A}_{i, \eta}^{\dagger}(t) \mathbf{A}_{i, \eta}(t) = \mathbf{I}. \quad (2.41)$$

Unless the basis used for each spectral decomposition of the bath is the same  $|\nu_{\eta}\rangle = |\nu\rangle$  and the spectral coefficients are the same  $p_{\nu_{\eta}} = p_{\nu}$ , the evolution of the system cannot be expressed as in the OSR form Eq. (2.10).

## 2.3 Master equations

While the OSR is a convenient formalism for discussing the coupling between the system and the bath under appropriate initial conditions, it is often too cumbersome

to be used for calculations on real physical system. One important reason for this fact is that the environment of real physical systems are often large complex subsystems whose evolution is difficult to model. The simplicity of the system is of little help when dealing with open quantum systems which require an understanding of environmental degrees of freedom. Despite this difficulty, a surprisingly large class of decohering dynamics has been adequately described by physically derived evolution equations.

A closed quantum system evolves according to the Liouville equation of motion

$$\frac{\partial \boldsymbol{\rho}(t)}{\partial t} = -i[\mathbf{H}, \boldsymbol{\rho}(t)], \quad (2.42)$$

where we have chosen a static Hamiltonian  $\mathbf{H}$  for simplicity. Oftentimes it is possible to derive an *approximate* evolution equation for an open quantum system which corresponds to an extra term in this evolution equation:

$$\frac{\partial \boldsymbol{\rho}(t)}{\partial t} = -i[\mathbf{H}, \boldsymbol{\rho}(t)] + \mathcal{L}[\boldsymbol{\rho}(t)]. \quad (2.43)$$

A large class of these approximate evolution equations correspond to *semigroup master equations*. If we let  $\boldsymbol{\rho}(t) = \Lambda(t)[\boldsymbol{\rho}(0)]$  denote the parameterized map of the initial density matrix to the density matrix at time  $t$ , we define a *semigroup master equation* as a map  $\Lambda(t)$  which satisfies

1.  $\Lambda(t)$  is a completely positive linear map continuous in  $t$  (see Section 2.2.1 for the definition of complete positivity).
2.  $\Lambda(t)$  is Markovian:  $\Lambda(t) \circ \Lambda(s) = \Lambda(s + t)$ .
3. The initial state of the system and environment are in a tensor product state.

Gorini, Kossakowski, and Sudarshan[93] and Lindblad[139] have shown that any map  $\Lambda(t)$  which satisfies these requirements has an evolution which is generated by the semigroup master equation (SME)

$$\frac{\partial \boldsymbol{\rho}(t)}{\partial t} = -i[\mathbf{H}, \boldsymbol{\rho}(t)] + \frac{1}{2} \sum_{\alpha\beta} a_{\alpha\beta} \left( [\mathbf{F}_\alpha \boldsymbol{\rho}(t), \mathbf{F}_\beta^\dagger] + [[\mathbf{F}_\alpha, \boldsymbol{\rho}(t) \mathbf{F}_\beta^\dagger], ] \right) \quad (2.44)$$

where  $\mathbf{F}_\alpha$  are a complete basis for the operators on the Hilbert space which  $\boldsymbol{\rho}$  inhabits and  $a_{\alpha\beta}$  is a positive hermitian matrix.

### 2.3.1 Discrete coarse graining derivation of the SME

We now show that explicit use of a discrete coarse-graining over time can lead naturally from the OSR evolution equation, Eq. (2.20) to the SME, Eq. (2.3)[10]. A

useful form of the fixed basis OSR Eq. (2.20) is found by taking the derivative of Eq. (2.20) with respect to time

$$\frac{\partial \boldsymbol{\rho}(t)}{\partial t} = -i \left[ \frac{\partial \mathbf{S}(t)}{\partial t}, \boldsymbol{\rho}(0) \right] + \frac{1}{2} \sum_{\alpha, \beta \neq 0} \frac{\partial \chi_{\alpha\beta}(t)}{\partial t} \left( [\mathbf{F}_\alpha, \boldsymbol{\rho}(0) \mathbf{F}_\beta^\dagger] + [\mathbf{F}_\alpha \boldsymbol{\rho}(0), \mathbf{F}_\beta^\dagger] \right). \quad (2.45)$$

The coarse graining of the evolution will be done with respect to a time  $\tau$ . This time-scale, we will eventually discover, is related to an environment “memory” time scale. Coarse graining over  $\tau$  corresponds to

$$\boldsymbol{\rho}_j = \boldsymbol{\rho}(j\tau); \quad \chi_{\alpha\beta;j} = \chi_{\alpha\beta}(j\tau); \quad j \in \mathbb{N}. \quad (2.46)$$

Further, rewriting the OSR Eq. (2.20) as  $\boldsymbol{\rho}(t) = \boldsymbol{\Lambda}(t)\boldsymbol{\rho}(0)$  and defining  $\tilde{\mathbf{L}}(t)$  through  $\boldsymbol{\Lambda}(t) = \text{T exp} \left[ \int_0^t \tilde{\mathbf{L}}(s) ds \right]$  we find that

$$\frac{\partial \boldsymbol{\rho}(t)}{\partial t} = \tilde{\mathbf{L}}(t)[\boldsymbol{\rho}(t)]. \quad (2.47)$$

Defining  $\tilde{\mathbf{L}}_j = \int_{j\tau}^{(j+1)\tau} \tilde{\mathbf{L}}(s) ds$ , with  $\tau n = t$ , we have

$$\int_0^t \tilde{\mathbf{L}}(s) ds = \tau \sum_{j=0}^{n-1} \tilde{\mathbf{L}}_j. \quad (2.48)$$

Next we will make the assumption that on the time scale of the environment  $\tau$ , the evolution generators  $\tilde{\mathbf{L}}(t)$  commute in the “average” sense that  $[\tilde{\mathbf{L}}_j, \tilde{\mathbf{L}}_k] = 0, \forall j, k$ . Physically, we imagine this operation as arising from the “resetting” of the environment density operator over the time-scale  $\tau$ . Under this assumption, the evolution of the system is Markovian when  $t \gg \tau$ :

$$\boldsymbol{\Lambda}(t) = \prod_{j=0}^{n-1} \exp \left[ \tau \tilde{\mathbf{L}}_j \right]. \quad (2.49)$$

Under the discretization of the evolution, this product form of the evolution implies that

$$\boldsymbol{\rho}_{j+1} = \exp \left[ \tau \tilde{\mathbf{L}}_j \right] [\boldsymbol{\rho}_j]. \quad (2.50)$$

In the limit of  $\tau \ll t$  we expand this exponential, to find that

$$\frac{\boldsymbol{\rho}_{j+1} - \boldsymbol{\rho}_j}{\tau} = \tilde{\mathbf{L}}_j[\boldsymbol{\rho}_j]. \quad (2.51)$$

This equation is simply a discretization of Eq. (2.47) under the assumption that  $\tau \ll \theta$ , where  $\theta$  is the time-scale of change for the system density matrix. Notice in particular that the RHS of Eq. (2.51) contains the *average* value of  $\tilde{\mathbf{L}}(t)$  over the



interval. From the OSR evolution equation Eq. (2.45), we know the explicit form of  $\tilde{\mathbf{L}}(t)$  over the first interval from 0 to  $\tau$ . Discretizing over this interval we find that

$$\begin{aligned} \frac{\boldsymbol{\rho}_1 - \boldsymbol{\rho}_0}{\tau} &= -i \left[ \left\langle \frac{\partial \mathbf{S}(t)}{\partial t} \right\rangle, \boldsymbol{\rho}_0 \right] + \frac{1}{2} \sum_{\alpha, \beta} \left\langle \frac{\partial \chi_{\alpha\beta}(t)}{\partial t} \right\rangle \left( [\mathbf{F}_\alpha, \boldsymbol{\rho}_0 \mathbf{F}_\beta^\dagger] + [\mathbf{F}_\alpha \boldsymbol{\rho}(0), \mathbf{F}_\beta^\dagger] \right) \\ &\equiv \tilde{\mathbf{L}}_0[\boldsymbol{\rho}_0], \end{aligned} \quad (2.52)$$

where

$$\langle X \rangle \equiv \frac{1}{\tau} \int_0^\tau X(s) ds. \quad (2.53)$$

Thus, in the sense of the coarse graining above we have arrived at an explicit form for  $\tilde{\mathbf{L}}_0$ .

Consider the evolution beyond this first interval. Deriving an explicit form for  $\tilde{\mathbf{L}}_1$  and for higher terms is now impossible because Eq. (2.45) gives the evolution in terms of  $\boldsymbol{\rho}(0)$ . However, since we have made the assumption that the environment “resets” over the time-scale  $\tau$ , we expect the environment to interact with the system in the same manner over every  $\tau$ -length coarse-grained interval. This is equivalent to assuming that  $\tilde{\mathbf{L}}_i = \tilde{\mathbf{L}}_0, \forall i$  (which of course is the most trivial way of satisfying the Markovian evolution condition  $[\tilde{\mathbf{L}}_i, \tilde{\mathbf{L}}_j] = 0, \forall i, j$ ). Then, using Eq. (2.51), one is led to the form of the semigroup equation of motion,

$$\frac{\partial \boldsymbol{\rho}(t)}{\partial t} = -i \left[ \left\langle \frac{\partial \mathbf{S}(t)}{\partial t} \right\rangle, \boldsymbol{\rho}(t) \right] + \frac{1}{2} \sum_{\alpha, \beta} \left\langle \frac{\partial \chi_{\alpha\beta}(t)}{\partial t} \right\rangle \left( [\mathbf{F}_\alpha, \boldsymbol{\rho}(t) \mathbf{F}_\beta^\dagger] + [\mathbf{F}_\alpha \boldsymbol{\rho}(t), \mathbf{F}_\beta^\dagger] \right). \quad (2.54)$$

We can write this equation of motion in an alternative form which distinguishes between the system and environment contributions to the evolution. Since Eq. (2.45) is linear in the  $\chi_{\alpha\beta}(t)$  matrix, one can calculate  $\chi_{\alpha\beta}^{(0)}(t)$  for the isolated system and hence define the new terms which come about from the coupling of the system to the environment:

$$\chi_{\alpha\beta}(t) = \chi_{\alpha\beta}^{(0)}(t) + \chi_{\alpha\beta}^{(1)}(t). \quad (2.55)$$

The terms which correspond to the isolated system will therefore produce a normal  $-i[\mathbf{H}, \boldsymbol{\rho}(t)]$  Liouville term in Eq. (2.54). Thus Eq. (2.54) can be rewritten as

$$\frac{\partial \boldsymbol{\rho}(t)}{\partial t} = -i \left[ \mathbf{H} + \left\langle \frac{\partial \mathbf{S}^{(1)}(t)}{\partial t} \right\rangle, \boldsymbol{\rho}(t) \right] + \frac{1}{2} \sum_{\alpha, \beta} \left\langle \frac{\partial \chi_{\alpha\beta}^{(1)}(t)}{\partial t} \right\rangle \left( [\mathbf{F}_\alpha, \boldsymbol{\rho}(t) \mathbf{F}_\beta^\dagger] + [\mathbf{F}_\alpha \boldsymbol{\rho}(t), \mathbf{F}_\beta^\dagger] \right), \quad (2.56)$$

which with the identification of  $\left\langle \frac{\partial \chi_{\alpha\beta}^{(1)}(t)}{\partial t} \right\rangle$  with  $a_{\alpha\beta}$  is equivalent to Eq. (2.3), except for the presence of the second term derived from  $\left\langle \frac{\partial \mathbf{S}^{(1)}(t)}{\partial t} \right\rangle$  in the Liouvillian. This second term induces unitary dynamics on the system,  $\left\langle \frac{\partial \mathbf{S}^{(1)}(t)}{\partial t} \right\rangle$ , is referred to as the *Lamb shift*. This term explicitly describes an unitary effect which the environment has on the system. It is often implicitly assumed to be present in Eq. (2.3).

We have shown how coarse-graining the evolution over the environment time-scale  $\tau$  allows one to understand the connection between the OSR and the semigroup evolution. The assumptions which went into this derivation are explicitly

1. The time-scale for the evolution of the system density matrix is much larger than the time-scale for the resetting of the environment ( $\tau \gg \theta$ ).
2. The evolution of the system should be Markovian ( $[\tilde{L}_i, \tilde{L}_j] = 0, \forall i, j$ )
3. The environment resets to the same state so that the system evolution is the same over every coarse graining ( $\tilde{L}_i = \tilde{L}_0, \forall i$ ).
4. The system and the environment start in a tensor product state.

The importance of Eq. (2.45) lies in the fact that it allows one to pinpoint the exact point at which the assumption of Markovian dynamics are made and further, due to the general likeness of its form to the SME, provides an easily translatable connection when going from the non-Markovian OSR to the Markovian SME. Notice also that the assumption of Markovian dynamics introduces an arrow of time in the evolution of the system through the ordering of the environmental states: the system evolves through time in the direction of each successive resetting of the environment.

A detailed study of this coarse graining procedure on a specific model has been carried out in [136] where the authors examine the application of this procedure to a spin-boson model. Amazingly at low order in perturbation theory the coarse grain procedure described above provides an accurate description of the open system dynamics.

The use of Markovian master equations in physics has a long and storied history. From the early study of phenomenological models [28, 202], to more rigorous derivations [125, 52, 53, 139], and the saturation of master equations in the quantum optics community [39], master equations are a useful tool for modeling the behavior of many different physical systems. It has even been suggested that instead of an approximation of the full unitary dynamics, the SME is a fundamental evolution equation for nature (for a good discussion of this matter, and why it fails to solve the “measurement problem”, see [92]). What we have provided in this section is a different manner of understanding how the SME can arise as an approximate evolution of a system. Eq. (2.20) and Eq. (2.45) provide a path between the exact OSR and the approximate SME via our specific coarse graining procedure.

### 2.3.2 Resolving a mystery in decoherence rates

Decoherence rates

$$\frac{1}{\tau_n} = \left\{ \text{Tr} \left[ \rho(0) \rho^{(n)}(0) \right] \right\}^{\frac{1}{n}}, \quad (2.57)$$

(see Appendix A.6 for the motivation behind this definition) can be used to understand the time scales of a decoherence process. Interestingly, under the SME, first order decoherence rates ( $1/\tau_1$ ) are finite while in the OSR these decoherence rates vanish.

One can see the vanishing of the first order decoherence rate in the OSR by directly substituting in the pre-OSR Hamiltonian dynamics and using the cyclical nature of the trace operation,

$$\begin{aligned} \frac{1}{\tau_1} &= \text{Tr}_S \left[ \boldsymbol{\rho}_S(0) \left( \frac{\partial}{\partial t} \text{Tr}_E \left[ \mathbf{U}_{SE}(t) \boldsymbol{\rho}_S(0) \otimes \boldsymbol{\rho}_E(0) \mathbf{U}_{SE}^\dagger(t) \right] \right) \right]_{t=0} \\ &= \text{Tr}_S [\boldsymbol{\rho}_S(0) \text{Tr}_E [-i\mathbf{H}_{SB} \boldsymbol{\rho}_S(0) + i\boldsymbol{\rho}_S(0) \mathbf{H}_{SB}]] = 0. \end{aligned} \quad (2.58)$$

The only possible manner in which this vanishing of this trace could not occur would be to play some tricks with limits of infinite matrices.

However, in the SME, the first order decoherence rate does not vanish. Explicitly, in the SME, we find that (in the absence of a system evolution  $\mathbf{H}_S = 0$ ),

$$\frac{1}{\tau_1} = \text{Tr}_S \left[ \boldsymbol{\rho}_S(0) \left( \frac{1}{2} \sum_{\alpha, \beta \neq 0} ([\mathbf{F}_\alpha \boldsymbol{\rho}(0), \mathbf{F}_\beta^\dagger] + [\mathbf{F}_\alpha, \boldsymbol{\rho}(0) \mathbf{F}_\beta^\dagger]) \right) \right], \quad (2.59)$$

which in general does not vanish (see for example [211, 219]).

Now lets present a bit (or more precisely a qubit!) of a paradox. Consider the often quoted example of phase damping of a qubit. In this case, it would appear that there is a finite first order decoherence rate. Yet, phase damping of a qubit is often presented within the OSR[42, 120, 153], which, as we have just shown above, would predict *zero* first order decoherence rates for any non-singular Hamiltonian. In this example, the OSR operators are given by[42]

$$\mathbf{A}_0(t) = \begin{pmatrix} 1 & 0 \\ 0 & e^{-\lambda t} \end{pmatrix}, \quad \text{and} \quad \mathbf{A}_1(t) = \begin{pmatrix} 0 & 0 \\ 0 & \sqrt{1 - e^{-2\lambda t}} \end{pmatrix}, \quad (2.60)$$

and a simple calculation using these operators yields a minimum first order decoherence rate of  $1/\tau_1 = -\lambda/2$ . How can this be? In particular we know that every OSR corresponds to some Hamiltonian dynamics on a larger Hilbert space and we have previously showed that first order decoherence rates vanish in the OSR. Yet, here is an example of an OSR where the first order decoherence rate does not vanish!

We can resolve this apparent paradox by examining the coarse graining procedure used to derive the SME from the OSR.

Using Eq. (2.45) the first order decoherence rate in the OSR becomes

$$\begin{aligned} \frac{1}{\tau_1} &= -i \text{Tr} \left[ \boldsymbol{\rho}(0) \left[ \left( \frac{\partial \mathbf{S}(t)}{\partial t} \right)_{t=0}, \boldsymbol{\rho}(0) \right] \right] \\ &+ \text{Tr} \left[ \frac{1}{2} \sum_{\alpha, \beta \neq 1} \left( \frac{\partial \chi_{\alpha\beta}(t)}{\partial t} \right)_{t=0} ([\mathbf{F}_\alpha, \boldsymbol{\rho}(0) \mathbf{F}_\beta^\dagger] + [\mathbf{F}_\alpha \boldsymbol{\rho}(0), \mathbf{F}_\beta^\dagger]) \right]. \end{aligned} \quad (2.61)$$

Using the decomposition of the OSR operators, Eq. (2.11), and knowing that  $\mathbf{U}(0) = \mathbf{I}_S \otimes \mathbf{I}_B$ , we find that  $\mathbf{A}_i(0) = \sqrt{\nu} \mathbf{I}_S \delta_{i,(\nu,\nu)}$ . Thus, since the  $\mathbf{F}_\alpha$ 's form a linearly independent basis, it follows, using Eq. (2.13), that the expansion coefficients must be

$$b_{i\alpha}(0) = \delta_{\alpha 0} \sqrt{\nu d} \delta_{i,(\nu,\nu)}. \quad (2.62)$$

where  $d$  is dimension of the system Hilbert space. By direct evaluation,

$$\left( \frac{\partial \chi_{\alpha\beta}(t)}{\partial t} \right)_{t=0} = \sum_{\nu d} \sqrt{\nu d} \left[ \left( \delta_{\alpha 0} \left( \frac{\partial b_{(\nu,\nu),\beta}^*(t)}{\partial t} \right)_{t=0} + \delta_{\beta 0} \left( \frac{\partial b_{(\nu,\nu),\alpha}(t)}{\partial t} \right)_{t=0} \right) \right], \quad (2.63)$$

which implies the vanishing (as long as  $\left( \frac{\partial b_{(\nu,\nu),\alpha}(t)}{\partial t} \right)_{t=0}$  remains finite) in Eq. (2.62) of every term except  $\text{Tr} \left[ \boldsymbol{\rho}(0) \left[ \left( \frac{\partial \mathbf{S}(t)}{\partial t} \right)_{t=0}, \boldsymbol{\rho}(0) \right] \right]$ . However, this in turn vanishes by cyclic permutation of the trace. Thus we see as claimed, that the OSR first order decoherence rate vanishes.

We can now use our coarse graining derivation of the SME to understand how first order decoherence rates appear in the SME. Examination of our derivation of the SME, Eqs. (2.54) and (2.56), now shows how non-zero first order decoherence rates can arise when the evolution is considered to be Markovian. In the derivation of the semigroup equation in the Markovian limit we made the assumption that the matrices  $\left( \frac{\partial \chi_{\alpha\beta}(t)}{\partial t} \right)_{t=0}$  can be identified with the constant matrices  $a_{\alpha\beta}$  of the semigroup equation, Eq. (2.3). However, when this is done, the matrix elements  $\left( \frac{\partial \chi_{\alpha\beta}(t)}{\partial t} \right)_{t=0}$  in Eq. (2.62) are replaced by their time-averaged values, for which the relation Eq.(2.63) no longer applies. Hence, in general, the first order decoherence rates are necessarily not zero when the Markovian coarse-graining is applied. For a finite total Hamiltonian  $\mathbf{H}_{SB}$ , non-zero first order rates are therefore seen to be an artifact of the Markovian assumption, and their appearance emphasizes the delicate nature of the transition to the Markovian regime.

We have seen how the first order decoherence rate can not vanish in the transition from the OSR to the SME, but we are still left with the paradox of a first order decoherence rate in the OSR for the phase damping example. To resolve this dichotomy, we consider how the above phase damping OSR operators are generated from the unitary dynamics of a qubit system  $S$  and a qubit bath  $B$ . The evolution operator

$$\mathbf{U}(t) = \begin{pmatrix} 1 & 0 & 0 & 0 \\ 0 & e^{-\lambda t} & 0 & \sqrt{1 - e^{-2\lambda t}} \\ 0 & 0 & 1 & 0 \\ 0 & -\sqrt{1 - e^{-2\lambda t}} & 0 & e^{-\lambda t} \end{pmatrix} \begin{array}{l} |\downarrow 0\rangle \\ |\downarrow 1\rangle \\ |\uparrow 0\rangle \\ |\uparrow 1\rangle \end{array}, \quad (2.64)$$

(where the first qubit represents the bath ( $|\uparrow\rangle, |\downarrow\rangle$ ) and the second represents the system ( $|0\rangle, |1\rangle$ ) as denoted in the columns above) with the bath initially in the state  $|\downarrow\rangle$ , immediately gives the OSR operators of Eq. (2.60). It is easy to calculate the Hamiltonian which generates this evolution, (using  $\mathbf{H}_{SB}(t) = i\hbar \frac{d\mathbf{U}(t)}{dt} \mathbf{U}^\dagger(t)$ ):

$$\mathbf{H}_{SB}(t) = \begin{pmatrix} 0 & 0 & 0 & 0 \\ 0 & 0 & 0 & -g(t) \\ 0 & 0 & 0 & 0 \\ 0 & g(t) & 0 & 0 \end{pmatrix}, \quad (2.65)$$

where

$$g(t) = i\hbar \frac{\gamma e^{-\gamma t}}{\sqrt{1 - e^{-2\gamma t}}}. \quad (2.66)$$

However, we see that as  $t \rightarrow 0$ ,  $g(t) \rightarrow \infty$ . Thus, in this simple example, we find that at  $t = 0$ , the Hamiltonian becomes singular. This illustrates our claim that first order decoherence rates in the OSR are the result of an infinite Hamiltonian, and do not contradict the general OSR result of zero rates for finite Hamiltonians.

### 2.3.3 Diagonal form of the SME

In the SME, Eq. (2.3), we have selected used a specific full basis  $\mathbf{F}_\alpha$ . This choice of basis is, of course, arbitrary. A different basis,  $\mathbf{G}_\alpha$  could have been selected and this new basis will be related to the old basis via

$$\mathbf{F}_\alpha = \sum_{\beta \neq 0} g_{\alpha\beta} \mathbf{G}_\beta, \quad (2.67)$$

for  $\alpha \neq 0$ . If we require the new basis to maintain the trace inner product, then

$$\text{Tr} [\mathbf{F}_\alpha^\dagger \mathbf{F}_\beta] = \text{Tr} \left[ \sum_{\mu, \nu} g_{\alpha\mu}^* g_{\beta\nu} \mathbf{G}_\mu^\dagger \mathbf{G}_\nu \right] = \sum_{\nu} g_{\alpha\nu}^* g_{\beta\nu} = \delta_{\alpha\beta}. \quad (2.68)$$

Thinking about  $g_{\alpha\nu}^*$  as a matrix, this implies that  $g_{\alpha\nu}^*$  is a unitary matrix.

The non-Hamiltonian generator of the SME, Eq. (2.3) is defined as

$$\mathbf{L}[\rho] = \frac{1}{2} \sum_{\alpha, \beta \neq 0} a_{\alpha\beta} \left( [\mathbf{F}_\alpha \rho, \mathbf{F}_\beta^\dagger] + [\mathbf{F}_\alpha, \rho \mathbf{F}_\beta^\dagger] \right). \quad (2.69)$$

The change of basis, Eq. (2.67), transforms this generator to

$$\mathbf{L}[\rho] = \frac{1}{2} \sum_{\alpha, \beta, \nu, \mu \neq 0} a_{\alpha\beta} g_{\alpha\nu} g_{\beta\mu}^* \left( [\mathbf{G}_\nu \rho, \mathbf{G}_\mu^\dagger] + [\mathbf{G}_\nu, \rho \mathbf{G}_\mu^\dagger] \right). \quad (2.70)$$

This is a new generator for a SME

$$\mathbf{L}[\rho] = \frac{1}{2} \sum_{\nu, \mu \neq 0} a'_{\mu\nu} \left( [\mathbf{G}_\nu \rho, \mathbf{G}_\mu^\dagger] + [\mathbf{G}_\nu, \rho \mathbf{G}_\mu^\dagger] \right), \quad (2.71)$$

where

$$a'_{\mu\nu} = \sum_{\alpha, \beta \neq 0} a_{\alpha\beta} g_{\alpha\nu} g_{\beta\mu}^*. \quad (2.72)$$

Since  $g_{\alpha\nu}^*$  can be any unitary matrix, and  $a_{\alpha\beta}$  is a hermitian matrix, we can choose  $g_{\alpha\nu}^*$  such that this matrix diagonalizes  $a'_{\mu\nu}$ . In this case, the generator of the SME is given by

$$\mathbf{L}[\rho] = \frac{1}{2} \sum_{\nu \neq 0} a_{\nu} \left( [\mathbf{G}_{\nu} \rho, \mathbf{G}_{\nu}^{\dagger}] + [\mathbf{G}_{\nu}, \rho \mathbf{G}_{\nu}^{\dagger}] \right), \quad (2.73)$$

which we can rescale such that the SME becomes

$$\frac{\partial \rho(t)}{\partial t} = -i[\mathbf{H}, \rho(t)] + \frac{1}{2} \sum_{\alpha \neq 0} \left( [\mathbf{L}_{\alpha} \rho(t), \mathbf{L}_{\alpha}^{\dagger}] + [\mathbf{L}_{\alpha}, \rho(t) \mathbf{L}_{\alpha}^{\dagger}] \right). \quad (2.74)$$

The operators  $\mathbf{L}_{\alpha}$  are called the Lindblad operators after [139] and this form of the SME is called the Lindblad diagonal form.

## 2.4 Decoherence

In the previous two sections we have developed formalisms for understanding the coupling of a system to its environment. Along the way we have encountered assumptions which allowed us to make formal progress in modeling the decoherence. Much of the justification for the formalisms of the OSR and SME must come from the empirical evidence in favor of these descriptions. Barring this justification, one must resort back to the *fully* Hamiltonian description of the system plus environment in order to make progress in understanding a particular decoherence process. Thus, while the decoherence formalisms of the OSR and SME allow a nice description of decoherence, there is much to be said for thinking about decoherence from a purely Hamiltonian system plus environment viewpoint. In this thesis we will have the chance to work with all three of these approaches, the OSR, the SME, and the full Hamiltonian formulation of decoherence.

# Chapter 3

## Quantum Control

*Two questions:*

1. *What does it mean to control the evolution of a quantum system?*
2. *Given some control, what can be done?*

In this chapter, we introduce the notion of control of a quantum system. The role of control which does not cause decoherence is emphasized. Various formalisms are developed to understand when such non-decohering control is possible. This formalism is then applied to the case of control of a qubit when coupled via a Jaynes-Cummings Hamiltonian to a coherent state of the electromagnetic field. Finally, work regarding what can be done with a given amount of control is reviewed with the role of the Lie algebraic structure being emphasized.

### 3.1 Control and measurement

Suppose one is given a quantum system  $S$  and some means of controlling this system. By a quantum system  $S$ , we mean a system which experiment has showed can produce effects whose description obeys quantum mechanics or at least some semi-classical quantum principles. In general, it seems that there are two forms of interactions which an external system can influence on a quantum system: control and measurement.

In control one manipulates a *controlling apparatus* whose state controls the unitary evolution of the system. In order for this manipulation to be a valid *quantum control*, the evolution of the system should not become entangled with the controlling apparatus. Another way of stating this is that the *act of control should not induce decoherence on the system*.

In contrast to control, in measurement a *measuring apparatus* interacts with the system in such a way that the state of the measuring apparatus becomes entangled or correlated in such a way that the state of the apparatus provides information about the system.

## 3.2 Conditions for control

Let us try to quantify exactly what is meant for a control mechanism to be a good control mechanism which does not cause decoherence on the system. We will model the problem in a manner which we think reasonably captures a large number of experimental methods for classical control of quantum systems.

Suppose we are given a quantum system  $S$  and an apparatus  $A$ . We will assume that there is some constant coupling Hamiltonian between the system  $S$  and the apparatus  $A$ ,  $\mathbf{H}_{SA}$ . There are two objections to this assumption. The first objection claims that this is not a good assumption because it is possible to take an apparatus and remove it across the room such that the apparatus no longer interacts with the system. The resolution of this objection is two-fold. First of all it seems to always be possible to model the removal of apparatus from interaction *within* the Hamiltonian  $\mathbf{H}_{SA}$  and the apparatus evolution  $\mathbf{I}_S \otimes \mathbf{H}_A$ . The reason for this is our fundamental belief that quantum mechanics is obeyed by all physical laws. Thus once we have defined our system, there can only be Hamiltonian coupling to an outside quantum system. The second reason this objection is not well founded is the experimental reality that almost all control of quantum systems some component of the apparatus in contact with the system. Thus, for example, if one is manipulating the electronic state of an atom with a laser, the atom is in constant contact with the electromagnetic mode which will be used for control. The second objection to the model of a constant  $\mathbf{H}_{SA}$  is that it disallows a possibly time dependent  $\mathbf{H}_{SA}$ . Much of what we will derive can easily be extended to the case of a time dependent Hamiltonian and our assumption of time-independence in this respect is merely a convenience in order to simplify our discussion. We thus start from a full system-apparatus evolution Hamiltonian of

$$\mathbf{H} = \mathbf{H}_S \otimes \mathbf{I}_A + \mathbf{I}_S \otimes \mathbf{H}_A + \mathbf{H}_{SA}, \quad (3.1)$$

with the corresponding unitary evolution of  $\mathbf{U}_{SA}(t) = \exp[-i\mathbf{H}t]$ .

### 3.2.1 Orthogonal pure state stationary control

*When sufficient is easy, necessary is almost always difficult.*

Given the assumption of a constant system-apparatus coupling, let us examine a simple general model for classical control.

**Definition 3.2.1** (Orthogonal pure state stationary control) *Suppose we are given an orthogonal set  $\mathcal{A}$  of pure states  $|a\rangle$  of the apparatus  $A$ . Orthogonal pure state stationary control is then defined as the situation where for every input  $|a\rangle$  into the apparatus (defined as the situation where the density matrix of the system plus apparatus is  $\rho_S(0) \otimes |a\rangle\langle a|$ ) the evolution of the system is unitary with some generating Hamiltonian  $\mathbf{H}_a$  and the state of the apparatus is  $|a\rangle$  at all times during the evolution.*



The condition of orthogonal pure state stationary control is therefore

$$\mathbf{U}_{SA}(t) (\boldsymbol{\rho}_S(0) \otimes |a\rangle\langle a|) \mathbf{U}_{SA}^\dagger(t) = \mathbf{U}_a(t) \boldsymbol{\rho}_S(0) \mathbf{U}_a^\dagger(t) \otimes |a\rangle\langle a| \quad \forall t, \forall a \in \mathcal{A}, \quad (3.2)$$

where  $\mathbf{U}_a(t) = \exp[-i\mathbf{H}_a t]$ . The question we now seek to answer is whether there is a succinct method for determining whether a given Hamiltonian  $\mathbf{H}$  can be used to perform orthogonal pure state stationary control?

Let us begin by expressing the system-apparatus evolution as an expansion over the system tensor apparatus operators. In particular we will choose a complete hermitian basis  $\mathbf{F}_\alpha$  (see Appendix A.3) for the expansion over the system component of Hamiltonian

$$\mathbf{H} = \sum_{\alpha} \mathbf{F}_\alpha \otimes \mathbf{A}_\alpha = \mathbf{I}_S \otimes \mathbf{H}_A + \sum_{\alpha \neq 0} \mathbf{F}_\alpha \otimes \mathbf{A}_\alpha, \quad (3.3)$$

where we have conveniently expanded out the identity component of this expansion. Hermiticity of the Hamiltonian implies that the  $\mathbf{A}_\alpha$  operators can be chosen to be Hermitian as well. Then, a sufficient condition for pure state stationary control to hold is

$$\begin{aligned} \mathbf{A}_\alpha |a\rangle &= c_{\alpha,a} |a\rangle \\ \mathbf{H}_A |a\rangle &= \lambda_a |a\rangle, \end{aligned} \quad (3.4)$$

for all  $|a\rangle$ . We can check that this is sufficient by direct evaluation

$$\begin{aligned} &\mathbf{U}_{SA}(t) (\boldsymbol{\rho}_S(0) \otimes |a\rangle\langle a|) \mathbf{U}_{SA}^\dagger(t) \\ &= \exp \left[ -i \sum_{\alpha} \mathbf{F}_\alpha \otimes \mathbf{A}_\alpha t \right] (\boldsymbol{\rho}_S(0) \otimes |a\rangle\langle a|) \exp \left[ i \sum_{\beta} \mathbf{F}_\beta \otimes \mathbf{A}_\beta t \right] \\ &= \exp \left[ -i \sum_{\alpha} c_{\alpha,a} \mathbf{F}_\alpha t \right] \boldsymbol{\rho}_S(0) \exp \left[ i \sum_{\alpha} c_{\alpha,a}^* \mathbf{F}_\alpha t \right] \otimes |a\rangle\langle a|, \end{aligned} \quad (3.5)$$

which we can easily see by using the Taylor expansion of the exponential, evaluating the apparatus operators and regrouping. Thus if Eq. (3.4) holds then the evolution is that of orthogonal pure state stationary control with the controlled Hamiltonians  $\mathbf{H}_a = \lambda_a \mathbf{I}_S + \sum_{\alpha \neq 0} c_{\alpha,a} \mathbf{F}_\alpha$ .

Let us now show that Eq. (3.4) is also a necessary condition for orthogonal pure state stationary control. Differentiating the orthogonal pure state stationary control condition, Eq. (3.2), with respect to time  $t$  and evaluating this equation at  $t = 0$  we find that

$$[\mathbf{H}_{SA}, \boldsymbol{\rho}_S(0) \otimes |a\rangle\langle a|] = [\mathbf{H}_a, \boldsymbol{\rho}_S(0)] \otimes |a\rangle\langle a|. \quad (3.6)$$

Expanding

$$\boldsymbol{\rho}_S(0) = \sum_{\alpha} \rho_{\alpha} \mathbf{F}_{\alpha} = \frac{1}{d} \mathbf{I} + \sum_{\alpha \neq 0} \rho_{\alpha} \mathbf{F}_{\alpha}, \quad (3.7)$$

and tracing over the system we find that this implies

$$\sum_{\alpha \neq 0} \rho_{\alpha} [\mathbf{A}_{\alpha}, |a\rangle\langle a|] + [\mathbf{H}_A, |a\rangle\langle a|] = \mathbf{0}. \quad (3.8)$$

This must hold for all  $\rho_S(0)$ . The  $\rho_{\alpha}$ ,  $\alpha \neq 0$  form a convex set in the vector space  $\mathbb{R}^{d^2-1}$  where  $d$  is the dimension of the system Hilbert space. This convex set contains the origin (which corresponds to  $\rho_S(0) = \frac{1}{d}\mathbf{I}$ ) and an open ball of dimension  $d^2 - 1$  around the origin[225]. This in turn implies that each of the terms in the expansion of Eq. (3.8) must vanish separately

$$\begin{aligned} [\mathbf{A}_{\alpha}, |a\rangle\langle a|] &= \mathbf{0} \\ [\mathbf{H}_A, |a\rangle\langle a|] &= \mathbf{0}. \end{aligned} \quad (3.9)$$

This in turn directly implies our claimed condition Eq. (3.4) and must hold for all  $|a\rangle$

### 3.2.2 Commuting mixed state stationary control

In orthogonal pure state stationary control, we assumed that the system was in one of an orthogonal set of states  $|a\rangle$ . Our choice of the *orthogonal* input state  $|a\rangle$  was made in order to satisfy in a nebulous manner some requirement that our apparatus is a *classical* control device. A more satisfying requirement would be to loosen our apparatus to start in a mixed state. In this case, the more appropriate choice of classicality is that the different possible controlling mixed states commute(see [15] for a good motivation for this choice). Thus we define:

**Definition 3.2.2** (Commuting mixed state stationary control) *Suppose we are given a commuting set  $\mathcal{M}$  of mixed-states  $\rho_a$  of the apparatus  $A$ . Commuting mixed state stationary control is then defined as the situation where for every input  $\rho_a$  into the apparatus (defined as the situation where the density matrix of the system plus apparatus is  $\rho_S(0) \otimes \rho_a$ ) the evolution of the system is unitary with some generating Hamiltonian  $\mathbf{H}_a$  and the state of the apparatus is  $\rho_a$  at all times during the evolution.*

The condition of commuting mixed state stationary control is therefore

$$\mathbf{U}_{SA}(t) (\rho_S(0) \otimes \rho_a) \mathbf{U}_{SA}^{\dagger}(t) = \mathbf{U}_a(t) \rho_S(0) \mathbf{U}_a^{\dagger}(t) \otimes \rho_a \quad \forall t, \forall \rho_a \in \mathcal{M}. \quad (3.10)$$

We claim that a necessary and sufficient condition for commuting mixed state stationary control is

$$\mathbf{A}_{\alpha} \rho_a = c_{\alpha,a} \rho_a \quad (3.11)$$

$$\mathbf{H}_A \rho_a = \lambda_a \rho_a, \quad (3.12)$$

for all of the commuting  $\rho_a$ . Note that the orthogonal pure state stationary control condition is contained within this condition.

We prove this claim via the time honored tradition of using purification to map this onto the problem we already know how to solve: the orthogonal pure state stationary control condition.

Let us introduce an auxiliary system  $R$  such that the purifications of the commuting  $\rho_a$  are orthogonal:

$$\rho_a = \text{Tr}_R [|a\rangle\langle a|], \quad (3.13)$$

where the  $|a\rangle$  are orthogonal. It is always possible to perform such an orthogonal purification when the  $\rho_a$  commute (but not possible always possible when they do not commute). The commuting mixed state stationary control condition Eq. (3.10) then becomes

$$\mathbf{U}_{SA}(t) \otimes \mathbf{I}_R (\rho_S(0) \otimes |a\rangle\langle a|) \mathbf{U}_{SA}^\dagger(t) \otimes \mathbf{I}_R = \mathbf{U}_a(t) \rho_S(0) \mathbf{U}_a^\dagger(t) \otimes |a\rangle\langle a| \quad \forall t, a, \quad (3.14)$$

which we can express as

$$\mathbf{U}_{SAR}(t) (\rho_S(0) \otimes |a\rangle\langle a|) \mathbf{U}_{SAR}^\dagger(t) = \mathbf{U}_a(t) \rho_S(0) \mathbf{U}_a^\dagger(t) \otimes |a\rangle\langle a| \quad \forall t, a, \quad (3.15)$$

where  $\mathbf{U}_{SAR}(t) = \exp[-i\mathbf{H} \otimes \mathbf{I}_R t]$ . A necessary and sufficient condition for this is just the orthogonal pure state stationary control conditions from above with an identity tensored onto the operators

$$\begin{aligned} \mathbf{A}_\alpha \otimes \mathbf{I}_R |a\rangle &= c_{\alpha,a} |a\rangle \\ \mathbf{H}_A \otimes \mathbf{I}_R |a\rangle &= \lambda_a |a\rangle. \end{aligned} \quad (3.16)$$

Forming the operators  $\mathbf{A}_\alpha \otimes \mathbf{I}_R |a\rangle\langle a|$  and  $\mathbf{H}_A \otimes \mathbf{I}_R |a\rangle\langle a|$  and tracing over  $R$  we then arrive at the claimed necessary and sufficient conditions Eq. (3.11) and Eq. (3.12) holding for all of the commuting  $\rho_a$ .

### 3.2.3 Non-stationary control and throwing the switch

Throughout our derivation of the control equations we have required that the input and the output of apparatus remain the same. Thus the adjective “stationary” was appended to all of our derivations of control. In general, it seems likely that a more general condition allows no entanglement between the system and the apparatus but allows the state of the apparatus to change. What we are *not* talking about here is the situation where the apparatus and the system are entangled at some midway point and then at some final time the state is no longer entangled. This latter case is an example of quantum control via a quantum apparatus because maintenance of the quantum nature of the apparatus is necessary in order to perform the operation without decoherence on the system.

One of the potential problems with non-stationary control is the fact that observation of the apparatus as the state changes can lead to entanglement of the apparatus with an external observer which then induces decoherence on the system. Knowing

the state of the apparatus will provides information about how far along a certain evolution on the system has progressed and when different observations are made at different times, decoherence can result. It is an interesting open question, then, to understand non-stationary control of quantum system.

Along similar lines of thought, the model we have presented for control assumes that there is a manner in which the state of the apparatus can be rapidly changed between the different controlling states  $\rho_a$ . The reason rapid control is needed in this model is that if the state of the apparatus gets caught in either a superposition or mixture of two controlling Hamiltonians which produce different evolution this will cause decoherence from the perspective of the system. Thus the model we present is one in which the state of the apparatus can be efficiently manipulated on time scales shorter than the time scale of the controlled dynamics on the quantum system.

### 3.3 Control examples

Here we examine two simple control examples. One of these allows control while the other does not allow for control. In both examples the systems  $S$  and the apparatus  $A$  are single qubits.

The first example is a trivial example where pure state stationary control is possible. Consider the system-apparatus Hamiltonian

$$\mathbf{H} = \lambda(\sigma_z \otimes \mathbf{I} + \sigma_x \otimes \sigma_z + \mathbf{I} \otimes \sigma_z). \quad (3.17)$$

The  $\frac{1}{\sqrt{2}}\sigma_\alpha$  are a good fixed operator basis for the system Hilbert space, we therefore find in the fixed-basis expansion Eq. (3.3) that

$$\begin{aligned} \mathbf{H}_A &= \lambda\sigma_z \\ \mathbf{A}_z &= \lambda\sqrt{2}\mathbf{I} \\ \mathbf{A}_x &= \lambda\sqrt{2}\sigma_z. \end{aligned} \quad (3.18)$$

Clearly the eigenstates of  $\sigma_z$ ,  $|0\rangle$  and  $|1\rangle$ , satisfy the orthogonal pure state stationary control conditions Eq. (3.4). In particular we see that if the apparatus is in the state  $|0\rangle$ , then the evolution of the system is according to the Hamiltonian  $\mathbf{H}_0 = \lambda(\sigma_z + \sigma_x + \mathbf{I})$ . If, on the other hand, the apparatus is in the state  $|1\rangle$ , then the evolution is governed by the Hamiltonian  $\mathbf{H}_1 = \lambda(\sigma_z - \sigma_x + \mathbf{I})$ .

Next we present an example of a system-apparatus Hamiltonian which does not allow for control. Consider the system-apparatus Hamiltonian

$$\mathbf{H} = \lambda(\sigma_z \otimes \mathbf{I} + \sigma_x \otimes \sigma_x + \mathbf{I} \otimes \sigma_z). \quad (3.19)$$

Again, using the  $\frac{1}{\sqrt{2}}\sigma_z$  as the fixed-basis for the system one finds the terms in expansion Eq. (3.3),

$$\mathbf{H}_A = \lambda\sigma_z$$

$$\begin{aligned}\mathbf{A}_z &= \lambda\sqrt{2}\mathbf{I} \\ \mathbf{A}_x &= \lambda\sqrt{2}\boldsymbol{\sigma}_x.\end{aligned}\tag{3.20}$$

There are no states which are the eigenstates of all three of these operators (this would contradict  $[\boldsymbol{\sigma}_z, \boldsymbol{\sigma}_x] = 2i\boldsymbol{\sigma}_y$ ). Thus there are no states which satisfy the orthogonal pure state stationary control conditions Eq. (3.4).

### 3.4 Control with coherent states

As a more physically relevant application of the orthogonal pure state stationary control condition, let us consider the control of a two level system via coupling to a boson field mode. We assume that the system is a qubit and the apparatus is a boson field mode with creation and annihilation operators  $\mathbf{a}^\dagger$  and  $\mathbf{a}$  respectively. We will consider the evolution of the system and apparatus as dominated by the post-rotating wave approximation Jaynes-Cumming Hamiltonian exactly at resonance[104],

$$\mathbf{H} = g\boldsymbol{\sigma}_- \otimes \mathbf{a}^\dagger + g^*\boldsymbol{\sigma}_+ \otimes \mathbf{a},\tag{3.21}$$

where  $\boldsymbol{\sigma}_\pm = \boldsymbol{\sigma}_x \pm i\boldsymbol{\sigma}_y$ . Using the  $\frac{1}{\sqrt{2}}\boldsymbol{\sigma}_\alpha$  as a basis for the system operators, we obtain the expansion

$$\mathbf{H} = \boldsymbol{\sigma}_x \otimes (g\mathbf{a}^\dagger + g^*\mathbf{a}) + \boldsymbol{\sigma}_y \otimes i(-g\mathbf{a}^\dagger + g^*\mathbf{a}).\tag{3.22}$$

The issue of whether this Hamiltonian can be used for stationary control is therefore reduced to whether the operators

$$\begin{aligned}\mathbf{A}_x &= \sqrt{2}(g\mathbf{a}^\dagger + g^*\mathbf{a}) \\ \mathbf{A}_y &= i\sqrt{2}(-g\mathbf{a}^\dagger + g^*\mathbf{a})\end{aligned}\tag{3.23}$$

have simultaneous eigenstates. First we will show why these operators do not have simultaneous eigenstates but then we will show how in a certain limit these operators can have a approximate simultaneous eigenstates.

Suppose that  $\mathbf{A}_x$  and  $\mathbf{A}_y$  had a simultaneous eigenstate  $|\psi\rangle$  with eigenvalue  $a_x$  and  $a_y$  respectively. Since  $\mathbf{A}_x$  and  $\mathbf{A}_y$  are both Hermitian,  $a_x$  and  $a_y$  are both real. The commutator between  $\mathbf{A}_x$  and  $\mathbf{A}_y$  is

$$[\mathbf{A}_x, \mathbf{A}_y] = -4i|g|^2[\mathbf{a}, \mathbf{a}^\dagger] = -4i|g|^2\mathbf{I}.\tag{3.24}$$

The fact that  $|\psi\rangle$  is a simultaneous eigenstate of the  $\mathbf{A}_x$  and  $\mathbf{A}_y$  operator implies

$$\langle\psi|[\mathbf{A}_x, \mathbf{A}_y]|\psi\rangle = a_x a_y - a_y a_x = 0.\tag{3.25}$$

However on the right hand side of Eq. (3.24) we find the  $\langle\psi|(-4i|g|^2\mathbf{I})|\psi\rangle = -4i|g|^2$ . This is a contradiction and therefore  $\mathbf{A}_x$  and  $\mathbf{A}_y$  cannot have simultaneous eigenstates.

Thus the Jaynes-Cummings Hamiltonian Eq. (3.21) cannot be used for orthogonal pure state stationary control.

Let us show, however, despite the fact that the Jaynes-Cummings Hamiltonian cannot be used for exact control, that with a suitable approximation the Jaynes-Cummings Hamiltonian can indeed be used for control.

The coherent state  $|\alpha\rangle$  where  $\alpha \in \mathbb{C}$  is defined in terms of the number states  $|n\rangle$  as[169]

$$|\alpha\rangle = e^{-\frac{|\alpha|^2}{2}} \sum_{n=0}^{\infty} \frac{\alpha^n}{\sqrt{n!}} |n\rangle. \quad (3.26)$$

and is an eigenstate of the annihilation operator  $\mathbf{a}|\alpha\rangle = \alpha|\alpha\rangle$ . If the bosonic field we are considering is an electromagnetic field, then lasers produce coherent states with very high fidelity.

We next find that

$$\mathbf{A}_x|\alpha\rangle = \sqrt{2} \left( g^* \alpha |\alpha\rangle + g e^{-|\alpha|^2/2} \sum_{n=0}^{\infty} \frac{\sqrt{n+1} \alpha^n}{\sqrt{n!}} |n+1\rangle \right). \quad (3.27)$$

Defining the normalized state

$$\begin{aligned} |\psi_\alpha\rangle &= \frac{1}{\sqrt{\sum_{n=0}^{\infty} \frac{(n+1)(|\alpha|^2)^n}{n!}}} \sum_{n=0}^{\infty} \frac{\sqrt{n+1} \alpha^n}{\sqrt{n!}} |n+1\rangle \\ &= \frac{e^{-|\alpha|^2/2}}{\sqrt{1+|\alpha|^2}} \sum_{n=0}^{\infty} \frac{\sqrt{n+1} \alpha^n}{\sqrt{n!}} |n+1\rangle. \end{aligned} \quad (3.28)$$

We find that

$$\begin{aligned} \mathbf{A}_x|\alpha\rangle &= \sqrt{2} \left( g^* \alpha |\alpha\rangle + g e^{-|\alpha|^2/2} \sqrt{\sum_{n=0}^{\infty} \frac{(n+1)(|\alpha|^2)^n}{n!}} |\psi_\alpha\rangle \right) \\ &= \sqrt{2} \left( g^* \alpha |\alpha\rangle + g \sqrt{1+|\alpha|^2} |\psi_\alpha\rangle \right). \end{aligned} \quad (3.29)$$

Now  $|\psi_\alpha\rangle$  is nearly  $|\alpha\rangle$  for large  $|\alpha|$

$$|\langle \alpha | \psi_\alpha \rangle| = \left| \frac{e^{-|\alpha|^2}}{\sqrt{1+|\alpha|^2}} \sum_{n=0}^{\infty} \frac{(|\alpha|^2)^n \alpha^* \sqrt{n+1}}{\sqrt{n!(n+1)!}} \right| = \frac{|\alpha|}{\sqrt{1+|\alpha|^2}}. \quad (3.30)$$

In particular we find that

$$\mathbf{A}_x|\alpha\rangle \approx \sqrt{2} (g^* \alpha + g \alpha^*) |\alpha\rangle, \quad (3.31)$$

for  $|\alpha| \gg 1$ . Similarly it can be shown that

$$\mathbf{A}_y|\alpha\rangle \approx \sqrt{2}i (g^* \alpha - g \alpha^*) |\alpha\rangle, \quad (3.32)$$

for  $|\alpha| \gg 1$ . Thus we have shown that  $|\alpha\rangle$  is nearly an eigenstate of  $\mathbf{A}_x$  and  $\mathbf{A}_y$  with eigenvalues  $\sqrt{2}(g^*\alpha + g\alpha^*)$  and  $\sqrt{2}i(g^*\alpha - g\alpha^*)$  respectively.

We have therefore shown that a system interacting with an apparatus which is in the coherent state  $|\alpha\rangle$  will, to a high degree of approximation, produce an evolution on the system when  $|\alpha| \gg 1$ .

## 3.5 The unitary control question

We have examined the conditions under which control of a quantum system is possible. Now suppose that one is given some control over a quantum system. In this section we address the issue of what can be done given the ability to exercise some specified control. For discussions in this section, we assume ideal control conditions (no decoherence, perfect control of the controlling apparatus and related couplings). In the section following this one we deal with the issue of approximation within the issue of control although we will touch on the subject briefly in this section. Another shortcoming of our discussion is the fact that we ignore the effect which measurements can have for controlling a system evolution. Thus what we are really asking is a question of *unitary* control.

The most generic manner of posing the question of control is to assume that a set of unitary evolutions  $\mathbf{U}_i \in \mathcal{U}$  can be enacted on the system via some controlling apparatus. Given the ability to perform each of these evolutions  $\mathbf{U}_i$  a sequence of control can then be enacted like

$$\mathbf{U}_{i_1}\mathbf{U}_{i_2}\mathbf{U}_{i_3}\cdots\mathbf{U}_{i_p} \quad \text{where} \quad \mathbf{U}_{i_k} \in \mathcal{U}. \quad (3.33)$$

We will call such an evolution a *control sequence*.

### 3.5.1 Densely filled group

It might seem obvious that the control sequences form a group, but it turns out this is not true in an exact sense. The reason for this is that the control sequences are *finitely* generated. Let us demonstrate a trivial example of a control sequence which does not form a group. Suppose there is only one  $\mathbf{U}_1 \in \mathcal{U}$  which acts on a single qubit as  $\mathbf{U}_1 = |0\rangle\langle 0| + e^{i\gamma}|1\rangle\langle 1|$  for some  $\gamma \in \mathbf{R}$ . Then the control sequences we can generate are  $\mathbf{U}_1^p = |0\rangle\langle 0| + e^{ip\gamma}|1\rangle\langle 1|$  for  $p \in \mathbf{N}^+$ . In order for  $\mathbf{U}_1$  to have an inverse (and hence form a group) there must exist a  $p$  such that  $\mathbf{U}_1^p = \mathbf{I}$  or  $\exp[ip\gamma] = 1$ . The only way in which this can be true for a finite  $p$  is for  $\gamma$  to be a rational number. Thus the control sequences do not always exactly form a group.

However it is easy to see that to some degree of approximation, the control sequences do form a group. Writing a given  $\mathbf{U}_i$  in the diagonal form  $\sum_{\alpha} e^{i\theta_{\alpha}}|\alpha\rangle\langle\alpha|$  we see that for a given  $\alpha$   $e^{i\theta_{\alpha}p}$ ,  $p \in \mathbf{N}^+$  are reachable by repeated application of  $\mathbf{U}_i$ . For a given  $\theta_{\alpha}$ , either  $e^{i\theta_{\alpha}p} = 1$  for some finite  $p$  or  $e^{i\theta_{\alpha}p}$  densely fills  $e^{ix}$ ,  $\forall x \in \mathbf{R}$  and as

such densely fills the neighborhood around  $e^{ix} = 1$ . Thus there always exists a finite  $p$  such that  $\mathbf{U}_i^p \approx \mathbf{I}$  where the approximation is in the sense of deviation from each  $e^{i\theta\alpha p}$  from 1. Thus we see that all control sequences densely fill a group: every group element can be arbitrarily accurately approximated by some control sequence.

The question of what can be generated by a control sequence is therefore generally answered with *a group*, with the understanding that this answer hinges on the densely filling structure of the control sequences.

### 3.5.2 Hamiltonian control

In most experimental control of a quantum system, instead of being given a set of  $\mathbf{U}_i \in \mathcal{U}$  which can be implemented, one usually encounters the situation where evolution according to some set of Hamiltonians  $\mathbf{H}_i \in \mathcal{O}$  can be achieved. We will make the assumption that the achievable control for such a set of Hamiltonians is given by all evolutions of the form  $\exp[-i\mathbf{H}_i t] \forall \mathbf{H}_i \in \mathcal{O}, \forall t \in \mathbf{R}^+$ . This is an ideal assumption whose validity in the real world is lacking due to (1) infinite precision in  $t$  and (2) inability to perform extremely fast turning on and off of a Hamiltonian. Problem (1) is true for any control sequence and is addressed in the next section. Problem (2), however, also doesn't pose a huge problem because repeated application of  $\exp[-i\mathbf{H}_i t_0]$  for a fixed  $t_0$  can be used to densely fill the torus of all  $\exp[-i\mathbf{H}_i t]$ . Thus it is a generally good assumption that control of a quantum system will allow for the implementation of given  $\exp[i\mathbf{H}_i t]$  for all real values of  $t$ . We call this case of control *Hamiltonian control*. In Hamiltonian control, one asks the question what can be achieved via a Hamiltonian control sequence

$$e^{-i\mathbf{H}_{i_1} t_1} e^{-i\mathbf{H}_{i_2} t_2} \dots e^{-i\mathbf{H}_{i_p} t_p} \quad \text{where} \quad \mathbf{H}_{i_k} \in \mathcal{O}, t_i \in \mathbf{R}^+. \quad (3.34)$$

### 3.5.3 Lie structure of Hamiltonian control

Lloyd[140] and Deutsch, Barenco, and Ekert[58], building on work hinted at by DiVincenzo[61], were the first to raise and answer the question of what can be done with Hamiltonian control within the context of quantum computation. We have seen in the previous section how control sequences form a group. In the case of Hamiltonian control, the group which is generated is a Lie group. In particular, the Hamiltonian control sequences Eq. (3.34) generate a continuously parameterized group with nice smoothness and continuity properties over the parameterization.

When we refer to the Lie group structure of the Hamiltonian control sequences, we are just referring to the abstract group multiplication law between elements of the Hamiltonian control sequences  $g(\alpha)g(\beta) = g(\delta)$  where  $\alpha, \beta, \delta$  are the parameters of the group elements  $g(\alpha), g(\beta), g(\delta)$ . Our Hamiltonian control sequences, however, have an explicit representation as unitary linear operators on a Hilbert space  $\mathcal{H}$ ,  $\mathbf{g}(\alpha)$ . This explicit representation is called a *unitary representation* of the Lie group.



A representation of a Lie group is said to be reducible if it has an invariant proper subspace, by which we mean that the action of any group element  $\mathbf{g}(\alpha)$  on a vector in the subspace remains in the subspace. A representation which is not reducible is irreducible. All of the Lie groups generated by Eq. (3.34) are completely reducible Lie groups. This means that the representations we deal with can always be written as the direct product of irreducible representations (irreps),

$$\mathbf{g}(\alpha) = \mathbf{g}_1(\alpha) \oplus \mathbf{g}_2(\alpha) \oplus \cdots \oplus \mathbf{g}_k(\alpha), \quad (3.35)$$

where each  $\mathbf{g}_i(\alpha)$  is an irrep parameterized by  $\alpha$ .

Decomposing the action of the Hamiltonian control sequences into completely reducible form tells us a lot about what can be done with such sequences. It doesn't give us direct access to what sort of computation (something we haven't even introduced, but the meaning should be clear) can be performed on the quantum system because we haven't defined an input, output relationship on the system. On the other hand, specifying the completely reducible form of a Lie group describes exactly the limits of what can be done with a given Hamiltonian control sequence. The completely reducible form of a given Hamiltonian control sequence succinctly describes all possible unitary actions which can be performed on a controlled system.

Let's also point out how just knowing which Lie group one is dealing with is not enough to pin down what can be done with a given Hamiltonian control sequence. One needs to also know which dimensional representation one is dealing with. The easiest example for illustrating this is to examine the one-dimensional representation of  $SU(2)$

$$\mathbf{g}_1(\alpha_1, \alpha_2, \alpha_3) = [1], \quad (3.36)$$

and compare this to the two-dimensional representation of  $SU(2)$ ,

$$\mathbf{g}_2(\alpha_1, \alpha_2, \alpha_3) = \exp[-i\vec{\alpha} \cdot \vec{\sigma}], \quad (3.37)$$

where  $\vec{\sigma} = (\sigma_1, \sigma_2, \sigma_3)$  is the vector of the two-dimensional Pauli matrices. Clearly the action of these two operators are very different. One does absolutely nothing, while the other manipulates a two-dimensional quantum system in a non-trivial manner. Thus just knowing what Lie group one has control over is not enough—information about which irrep is also needed.

Every Lie group has a corresponding Lie algebra which we can use to good effect to understand what can be done with a given Hamiltonian control sequence. Given the ability to enact the Hamiltonians  $\mathbf{H}_i \in \mathcal{O}$ , every Hamiltonian which can be generated from these Hamiltonians via the following two actions can be physically enacted:

1. Real linear combination of elements:  $a\mathbf{H}_\alpha + b\mathbf{H}_\beta$  where  $a, b \in \mathbb{R}$ .
2. Lie commutation of elements:  $i[\mathbf{H}_\alpha, \mathbf{H}_\beta]$ .

The reason Hamiltonian control sequences with Hamiltonians generated by this set of operators are reachable follow from the two identities

$$\begin{aligned} \lim_{n \rightarrow \infty} \left( \exp \left[ -i \frac{\mathbf{H}_\alpha t}{\sqrt{n}} \right] \exp \left[ i \frac{\mathbf{H}_\beta t}{\sqrt{n}} \right] \exp \left[ i \frac{\mathbf{H}_\alpha t}{\sqrt{n}} \right] \exp \left[ -i \frac{\mathbf{H}_\beta t}{\sqrt{n}} \right] \right)^n &= \exp [[\mathbf{H}_\alpha, \mathbf{H}_\beta] t] \\ \lim_{n \rightarrow \infty} \left( \exp \left[ -i \frac{a \mathbf{H}_\alpha t}{n} \right] \exp \left[ -i \frac{b \mathbf{H}_\beta t}{n} \right] \right)^n &= \exp [-i (a \mathbf{H}_\alpha + b \mathbf{H}_\beta) t]. \end{aligned} \quad (3.38)$$

In fact, we know from the famous theorem of Lie that the reachable operators are exactly those which can generated via these two processes. Thus the Lie algebra generated by the  $i\mathbf{H}_\alpha$  describes the Hamiltonians which can be enacted by a Hamiltonian control sequence.

Again, just knowing the Lie algebraic structure of the Hamiltonians, however, does not tell everything about the Lie group generated by the Hamiltonians. Here there is an even further complication in that isomorphic Lie algebras may correspond to different Lie groups. Thus the abstract specification of the Lie algebra is not enough to understand what can be done with a Hamiltonian control sequence. In spite of this fact, which just means that we can't look at the abstract nature of the Lie algebra and jump to conclusions, if we completely reduce a Lie algebra this will tell us everything about what can be done with a given Hamiltonian control sequence.

## 3.6 Control and approximation

An important notion in control of quantum systems is how badly executed operations influence the outcome of a control sequence. Bernstein and Vazirani[25] were the first to discuss how a sequence of poorly approximated quantum operations influence the outcome of a particular control sequence. We follow the discussion of Nielsen and Chuang[153] on the issue of approximating control sequences.

### 3.6.1 Approximate unitary evolution

Suppose we start a quantum system in the state  $|\psi\rangle$  and then execute a single unitary evolution  $\mathbf{U}$  on the system and then perform a measurement with POVM elements  $\mathbf{M}_\alpha$  (see Appendix A.4). How do the probabilities of these measurements differ if instead of enacting  $\mathbf{U}$ , the evolution operator  $\mathbf{V}$  was executed? Outcome  $\alpha$  occurs with probability  $\langle \psi | \mathbf{U}^\dagger \mathbf{M}_\alpha \mathbf{U} | \psi \rangle$  if  $\mathbf{U}$  is executed but occurs with probability  $\langle \psi | \mathbf{V}^\dagger \mathbf{M}_\alpha \mathbf{V} | \psi \rangle$  if  $\mathbf{V}$  is executed. The absolute value of the difference in these probabilities is

$$\begin{aligned} \delta P_\alpha &= \left| \langle \psi | \mathbf{U}^\dagger \mathbf{M}_\alpha \mathbf{U} | \psi \rangle - \langle \psi | \mathbf{V}^\dagger \mathbf{M}_\alpha \mathbf{V} | \psi \rangle \right| \\ &= \left| \langle \psi | \mathbf{U}^\dagger \mathbf{M}_\alpha | \Delta \rangle + \langle \Delta | \mathbf{M}_\alpha \mathbf{V} | \psi \rangle \right|, \end{aligned} \quad (3.39)$$

where  $|\Delta\rangle = (\mathbf{U} - \mathbf{V})|\psi\rangle$ . Using Cauchy-Schwarz we find that

$$\begin{aligned}\delta P_\alpha &\leq |\langle\psi|\mathbf{U}^\dagger\mathbf{M}_\alpha|\Delta\rangle| + |\langle\Delta|\mathbf{M}_\alpha\mathbf{V}|\psi\rangle| \\ &\leq 2\|\Delta\| \\ &\leq 2E(\mathbf{U}, \mathbf{V}),\end{aligned}\tag{3.40}$$

where

$$E(\mathbf{U}, \mathbf{V}) \equiv \max_{|\psi\rangle} \|(\mathbf{U} - \mathbf{V})|\psi\rangle\|.\tag{3.41}$$

Therefore  $E(\mathbf{U}, \mathbf{V})$  gives a quantification of how different a measurement outcome can be if the two different evolutions  $\mathbf{U}$  or  $\mathbf{V}$  are executed. We will thus call  $E(\mathbf{U}, \mathbf{V})$  the error between the evolutions  $\mathbf{U}$  and  $\mathbf{V}$ .

An important class of error which can occur in an evolution occur when the variation of the controlled Hamiltonian is negligible while there are problem executing the evolution for a precise time  $t$ . In this case the error is

$$\begin{aligned}E(\exp[-i\mathbf{H}t], \exp[-i\mathbf{H}(t + \delta t)]) &= \max_{|\psi\rangle} \|(\exp[-i\mathbf{H}t] - \exp[-i\mathbf{H}(t + \delta t)])|\psi\rangle\| \\ &= \max_{|\psi\rangle} \|(\mathbf{I} - \exp[-i\mathbf{H}\delta t])|\psi\rangle\| \\ &= 1 - \exp\left[-i\left(\max_{|\psi\rangle} \|\mathbf{H}|\psi\rangle\|\right)\delta t\right].\end{aligned}\tag{3.42}$$

For small  $\delta t$ , the error is thus

$$E(\exp[-i\mathbf{H}t], \exp[-i\mathbf{H}(t + \delta t)]) \approx \delta t \max_{|\psi\rangle} \|\mathbf{H}|\psi\rangle\|.\tag{3.43}$$

Suppose we are attempting to execute a control sequence  $\mathbf{U}_{i_1}\mathbf{U}_{i_2}\cdots\mathbf{U}_{i_p}$ . Due to inaccuracies, however, the control sequence  $\mathbf{V}_{i_1}\mathbf{V}_{i_2}\cdots\mathbf{V}_{i_p}$  was enacted. The error between these two control sequences is then

$$E(\mathbf{U}_{i_1}\mathbf{U}_{i_2}\cdots\mathbf{U}_{i_p}, \mathbf{V}_{i_1}\mathbf{V}_{i_2}\cdots\mathbf{V}_{i_p}).\tag{3.44}$$

It turns out that the error caused by such a sequence is at most the sum of the errors of the individual operations

$$E(\mathbf{U}_{i_1}\mathbf{U}_{i_2}\cdots\mathbf{U}_{i_p}, \mathbf{V}_{i_1}\mathbf{V}_{i_2}\cdots\mathbf{V}_{i_p}) = \sum_{j=1}^p E(\mathbf{U}_{i_j}, \mathbf{V}_{i_j}).\tag{3.45}$$

This can be proved via induction. For  $p = 2$ , we can use the triangle inequality to show that

$$\begin{aligned}E(\mathbf{U}_{i_1}\mathbf{U}_{i_2}, \mathbf{V}_{i_1}\mathbf{V}_{i_2}) &= \|(\mathbf{U}_{i_1}\mathbf{U}_{i_2} - \mathbf{V}_{i_1}\mathbf{V}_{i_2})|\psi\rangle\| \\ &= \|(\mathbf{U}_{i_1}\mathbf{U}_{i_2} - \mathbf{V}_{i_2}\mathbf{U}_{i_2})|\psi\rangle + (\mathbf{V}_{i_2}\mathbf{U}_{i_1} - \mathbf{V}_{i_2}\mathbf{V}_{i_1})|\psi\rangle\| \\ &\leq \|(\mathbf{U}_{i_2} - \mathbf{V}_{i_2})\mathbf{U}_{i_1}|\psi\rangle\| + \|\mathbf{V}_{i_2}(\mathbf{U}_{i_1} - \mathbf{V}_{i_1})|\psi\rangle\| \\ &\leq E(\mathbf{U}_{i_1}, \mathbf{U}_{i_2}) + E(\mathbf{U}_{i_2}, \mathbf{V}_{i_2}).\end{aligned}\tag{3.46}$$

The general case for  $p > 2$  then quickly follows from induction.

Thus we have seen how  $E(\mathbf{U}, \mathbf{V})$  quantifies the notion of how close two unitary operators are in terms of difference in measurement outcomes following the different unitary operators. Further for a sequence of unitary evolutions, the total error is bounded by the sum of the individual errors. This latter property will be important when we discuss the relationship between probabilities and computation.

### 3.6.2 Approximate OSR evolution

Is there an equivalent definition of an error distance between two OSR evolutions  $\{\mathbf{A}_i\}$  and  $\{\mathbf{B}_i\}$ ? As above, we can examine the absolute difference in a POVM outcome measurement probability given the input state  $|\psi\rangle$ , but now after the OSR evolutions via OSR operators  $\{\mathbf{A}_i\}$  and  $\{\mathbf{B}_i\}$ ,

$$\begin{aligned} \delta P_\alpha &= \left| \sum_i \mathbf{A}_i |\psi\rangle \langle \psi | \mathbf{A}_i^\dagger \mathbf{M}_\alpha - \sum_i \mathbf{B}_i |\psi\rangle \langle \psi | \mathbf{B}_i^\dagger \mathbf{M}_\alpha \right| \\ &= \sum_i \left| \langle \psi | \left( \mathbf{A}_i^\dagger \mathbf{M}_\alpha \mathbf{A}_i - \mathbf{B}_i^\dagger \mathbf{M}_\alpha \mathbf{B}_i \right) | \psi \rangle \right| \\ &= \sum_i \left| \langle \psi | \mathbf{A}_i^\dagger \mathbf{M}_\alpha | \Delta_i \rangle + \langle \Delta_i | \mathbf{M}_\alpha \mathbf{B}_i | \psi \rangle \right|, \end{aligned} \quad (3.47)$$

where  $|\Delta_i\rangle = (\mathbf{A}_i - \mathbf{B}_i) |\psi\rangle$ . Cauchy-Schwarz then implies

$$\delta P_\alpha \leq \sum_i \left( |\langle \psi | \mathbf{A}_i^\dagger \mathbf{M}_\alpha | \Delta_i \rangle| + |\langle \Delta_i | \mathbf{M}_\alpha \mathbf{B}_i | \psi \rangle| \right). \quad (3.48)$$

We can now use the trick of recalling that the OSR comes from unitary evolution on a larger space. If the environment starts in the state  $|0\rangle$  and the OSR operators  $\{\mathbf{A}_i\}$  and  $\{\mathbf{B}_i\}$  come from the unitary evolution  $\mathbf{U}_A$  and  $\mathbf{U}_B$  respectively, we find that

$$\begin{aligned} \delta P_\alpha &\leq \sum_i \left( |\langle 0 | \langle \psi | \mathbf{U}_A^\dagger \mathbf{M}_\alpha | \Delta_i \rangle | i \rangle| + |\langle i | \langle \Delta_i | \mathbf{M}_\alpha \mathbf{U}_B | \psi \rangle | 0 \rangle| \right) \\ &\leq 2 \sum_i \| |\Delta_i\rangle | i \rangle \| \leq 2 \sum_i \| |\Delta_i\rangle \| \leq 2E(\{\mathbf{A}_i\}, \{\mathbf{B}_i\}), \end{aligned} \quad (3.49)$$

where we define the error between the two OSR evolutions  $\{\mathbf{A}_i\}$  and  $\{\mathbf{B}_i\}$  as

$$E(\{\mathbf{A}_i\}, \{\mathbf{B}_i\}) = \max_{|\psi\rangle} \left\| \sum_i (\mathbf{A}_i - \mathbf{B}_i) |\psi\rangle \right\|. \quad (3.50)$$

Thus we see that OSR evolutions have a similar notion of error to those of unitary evolution.

## 3.7 Control

In this chapter we have seen how to define what is and what is not good control. We have begun to explore what can be done with this control and understood how approximate control can be given a quantitative basis. Later in this thesis we will discuss the use of control sequences for quantum computation. Oftentimes it will be useful to work in the perfect control arena even though the validity of this assumption is certainly not realized in experiment.

Consider this state of affairs from the perspective of the status of classical computers in the 1940's. At that time it was unclear that machines could *reliably* execute computations, and indeed early computers were prone to breaking down. Even today, hardware errors in computers can occur but the probability of such errors occurring is extremely small (due in part to the largeness of Avogadro's number, see Chapter 18). The myth of perfect control for classical computers is a good but only approximate truth. The question for quantum computation, of course, is whether it will ever be possible to achieve the low probability of failure for a given control. Of particular note in this quest is the demonstration of fault-tolerant quantum computation [3, 96, 115, 124, 161, 175] where, even with imperfect control, nearly perfect control is achievable without a drastic increase in resources. On the other hand, there is no good reason to believe that there do not exist systems which are naturally fault-tolerant (see Chapter 18). The issues of control we have raised in this chapter then, are the central language which will motivate our quest for reliable quantum computation.

## Chapter 4

# Universal Quantum Computation

*“Mechanical process’ is supposed to be a metaphor, Alan. . .”*

–Niel Stephenson, *Cryptonomicon*[186]

In the previous two chapters we have seen how to understand the evolution, both desired (in the form of controllable evolution) and undesired (in the form of decoherence) of a quantum system. In this chapter we address the issue of how to put the controllable evolution to use to perform quantum computation. We begin with a discussion of the notion of quantum subsystems. The fundamental localizable subsystems of modern physical theories then allow us to define and make a case for the quantum circuit model as a valid model of quantum computation. The notion of a universal gate set is then introduced and two important lemmas are presented which simplify the identification of universal gate sets. The most commonly cited universal gate set is then shown to be universal. In order to put the field of quantum computational complexity on solid footing, the Kitaev-Solovay theorem is presented and the connection between discrete and Hamiltonian control is discussed. We then present an example of a gate set which is not fully universal. This leads to a discussion of the concept of encoded universality wherein one uses the fungible nature of quantum information to make a gate set universal. An example of an encoded universal gate set is presented. An open question about the relationship of representation theory of Lie algebras to quantum computation is presented and a discussion of different dimensional irreducible representations of  $SU(2)$  is shown to give a broad leeway into the question of what is a qubit. Finally, the growth function of a Lie algebra is defined and shown to be a powerful tool in showing when a gate set is *not* universal.

## 4.1 Quantum subsystems

In our discussion of decoherence we divided the universe up into a system and an environment. We made the assumption that this division was such that the Hilbert space factorized as  $\mathcal{H} = \mathcal{H}_S \otimes \mathcal{H}_E$ . This was an assumption that the universe could be divided up into *subsystems*: the system (perhaps a poorly planned nomenclature in hindsight!) and the environment. Similarly when we discussed decoherence-free control we had the two subsystems, the system and the apparatus. What dictates the subsystem structure of quantum systems?

Let us first examine the notion of subsystems from an abstract mathematical point of view. The simplest concept of a subsystems structure is the one which we most frequently encounter in nature: *full tensor product* subsystems. These are subsystems in which the full Hilbert space  $\mathcal{H}$  can be divided up into a tensor product of  $n$  subsystems,  $\mathcal{H} = \otimes_{i=1}^n \mathcal{H}_i$  where each  $\mathcal{H}_i$  is a Hilbert space corresponding to a subsystem. Note, however, that this is not the most generic notion of a subsystem. In particular it is possible that there are *subspace tensor product* subsystems. This means that instead of the full tensor product structure there is a tensor product structure over restricted subspaces of the Hilbert space  $\mathcal{H} = \bigoplus_{j=1}^p \left( \otimes_{i=1}^{n_p} \mathcal{H}_{ij} \right)$ . Here  $j$  labels a subspace of the global Hilbert space  $\mathcal{H}$  and  $i$  labels the  $i$ th subsystem over this subspace. We thus see that the most general notion of a subsystems is one which act within different subspaces of the global Hilbert space  $\mathcal{H}$ . Note that one could take one of the  $\mathcal{H}_{ij}$  Hilbert space and further decompose this Hilbert space into a subsystem structure. If this is done, however, one can always express this subsystem structure as in the subspace tensor product structure. Thus the subspace tensor product structure is the most general subspace tensor product structure possible.

Of course from a mathematical point of view, we can always view any global Hilbert space  $\mathcal{H}$  as having any subsystem structure (full tensor product or subspace tensor product) we desire. What is needed in order to make progress in understanding subsystems is to ask *how physics* dictates a subsystem structure. In particular, *the notion of subsystems is an empirically derived concept*. The basic postulates of quantum systems *do not* dictate the subsystem structure of quantum systems.

How, then, does the notion of subsystems arise in quantum systems? Subsystems arise due to the empirically motivated physical theories which we paste onto the basic postulates of quantum systems. The physical theories provide Hamiltonians  $\mathbf{H}_i$  which dictate the evolution of quantum systems and the manner in which these Hamiltonians act on the system provide the notion of subsystems. Of particular significance is the realization that currently all empirically verified fundamental physical theories carry with them the requirement of locality. The notion of locality establishes a causal structure on the evolution of quantum systems in spacetime: the Hamiltonians of these theories establish a subsystem structure corresponding to the idea of local subsystems. The basic postulate of locality thus leads to physical theories which contain localizable subsystems.

The fundamental physical theories thus provided a *fundamental subsystem structure* on a quantum system. This can be separated from an *induced subsystem structure* which takes the fundamental subsystem structure and builds up subsystems from the fundamental physical subsystems. For example, the notion of individual atomic systems as a being separate subsystems is an induced subsystem structure arising from the more fundamental physical subsystem structure of quantum electrodynamics (and to a lesser degree the quantum theories of the weak and strong forces). It is a basic conjecture of modern physics that

**Conjecture 4.1.1** *All empirical induced subsystems arise from localizable fundamental subsystems.*

Since induced subsystems are derived from fundamental subsystems, we are therefore motivated to consider fundamental localizable subsystems as the basic notion of quantum subsystems.

Let us be more concrete in our description of what we mean by localizable subsystems. In particular we will not address the issue of what does or does not constitute a localizable subsystem but instead we will present a model of a localizable subsystem which we claim captures the notion of locality in most modern theories. Suppose we are given a  $d$  dimensional hypercubic lattice with vertices  $\mathcal{V}$  and edges  $\mathcal{E}$ . We associate with each of the vertices  $v \in \mathcal{V}$  in this lattice a subsystem  $\mathcal{H}_v$  such that the global Hilbert space factors with a full tensor product  $\mathcal{H} = \otimes_{v \in \mathcal{V}} \mathcal{H}_v$ . Local physical theories produce nonvanishing Hamiltonians only when the Hamiltonians act as single-body interactions on individual subsystem ( $\mathbf{H}_{v_i}$  on a given vertices  $v_i$  Hilbert space  $\mathcal{H}_{v_i}$  tensored with identity on all other subsystems) or between individual subsystems which are neighbors ( $\mathbf{H}_{v_i, v_j}$  acting nontrivially on the combined Hilbert space  $\mathcal{H}_{v_i} \otimes \mathcal{H}_{v_j}$  where  $v_i$  and  $v_j$  are neighbors on the hypercubic lattice tensored with identity on all other subsystem). We claim that this model of local subsystems can be used as the basis for all modern quantum physical theories. Of course in modern field theory, the subsystem structure is really over a continuum of subsystems, so what we are really claiming is that the continuum model of quantum field theory can be well approximated by our basic model.

Further, as we have emphasized, the local subsystem structure of quantum systems is really an empirical question for physical theories within the framework of quantum principles. Of special note on this subject is the collected work of Kitaev, Freedman, and coworkers [33, 86, 83, 87, 84, 116] who have examined different physical theories of nature in terms of their local subsystem structure. For instance, these workers have described how some modern topological field theories can be cast within a local subsystem structure. The vigilant theorist, therefore, should take an interest in new theories of nature which do not appear to provide a local subsystem structure—if these theories turn out to have an empirical basis and a non-local subsystem structure, the basis of quantum computation which local subsystems provide may need updating!



We have introduced the notion of subsystems here because our future work in this thesis will deal with induced subsystems of a nontrivial nature. A crucial role of a quantum computer will be the ability to simulate the fundamental local subsystem structure with this induced subsystem structure. This is the motivation which makes this section fundamentally important to the understanding of what makes a quantum computer.

## 4.2 The quantum circuit model

We will now introduce the quantum circuit model of quantum computation. This model was first introduced by Deutsch[57] with more rigorous theory being presented by Yao[208].

We know from the previous section that modern physical theories are well described by localizable quantum subsystems. We would like to build a model of quantum computation which, in the spirit of a modern day Church-Turing thesis, provides a good model for what can be computed using quantum systems in the real world. For concreteness we will introduce the *qubit* quantum circuit model and then describe how this model fits in with the more general notion of a quantum computer.

The qubit quantum circuit model on  $n$  qubits is built of a collection of  $n$  two state systems. Given  $n$  qubits, the subsystem structure of this system is  $\mathcal{H} = \otimes_{i=1}^n \mathbb{C}^2$ . We endow the qubits with a computational basis  $|0\rangle$  and  $|1\rangle$  which are the  $\pm 1$  eigenstates of  $\sigma_z$ . The *input* to the quantum circuit is a basis vector  $|i\rangle = |i_1\rangle|i_2\rangle \cdots |i_n\rangle$  where each qubit is in a particular basis state  $|0\rangle$  or  $|1\rangle$ . The input represents a prepared state upon which the quantum computation will act. The evolution of the system once the input has been prepared is then described by a series of local control operators known as local quantum gates. A quantum gate acting on  $k$  qubits is a unitary  $2^k \times 2^k$  evolution matrix which describes the effect of some evolution on the prescribed  $k$  qubits. We will assume that the quantum gates whose evolution we can implement are all two or one qubit gates, but we will allow parallel operation of such gates (see [2] for our motivation for allowing parallel operators). We also restrict our quantum computer to have some realistic localized subsystem structure and only allow operators which operate nontrivially between local subsystems. A quantum circuit is then a specification of the gates which will operate upon the quantum system. Upon execution of the evolution the qubits are measured in the computational basis and the output will then be a computational basis output state  $|j\rangle$ . The outcome of the circuit will, in general, be probabilistic.

The qubit quantum circuit model is clearly a restricted class of a much larger class which we will label the *subsystems quantum circuit model*. In the subsystems quantum circuit model, one is given a system with some subsystem structure  $\mathcal{H} = \otimes_{i=1}^n \mathcal{H}_i$  (if it is not a full tensor product structure, then we will examine a full tensor product structure over some subspace of a subspace tensor product). Preparation

now corresponds to preparing an input state which for each of the subsystems. The quantum gates now correspond to operators on the subsystems and between local subsystems. Finally, measurement is now a complete projective measurement on each of the subsystem. In further discussion, we will refer to the subsystems quantum circuit model as the quantum circuit model unless needed.

A quantum circuit is a specification of the gates which will perform a quantum computation on the input which results in an output with some probability. In this definition, it will turn out (see below) that every possible manipulation of an input to an output is a quantum circuit. For a fixed  $n$ , then, it is possible to construct every possible quantum circuit. However, the notion of simply being a quantum circuit is not enough to capture the notion of an algorithm: algorithms tell us how to work with inputs of varying length in a *uniform* manner. In particular there should be some method for constructing a quantum circuit corresponding to some algorithm for all possible input sizes.

To resolve this inadequacy of the quantum circuit model we must introduce the notion of *uniform quantum circuit families*. A quantum circuit family is a set of circuits  $\mathcal{C}$  whose elements are circuits  $C_m$  indexed by a label  $m$  which describes the number of input bits into the given circuit. Each of these circuits can be augmented by any number of extra work bits and the output may also have any number of extra output bits (i.e. possible output greater than  $m$  bits). On an input string  $|i\rangle$  with  $m$  qubits, the circuit labeled by  $m$  produces an output  $C_m(|i\rangle)$ . We require that the circuits in  $\mathcal{C}$  be consistent in that  $C_m(|0\rangle \otimes |i\rangle) = C_n(|i\rangle)$  where  $m > n$  and  $i$  is an  $n$  bit input. Furthermore we must require that there is some procedure for constructing the circuit for a given input  $|i\rangle$ . We say that a circuit family  $\mathcal{C}$  is *uniform* if there is a (classical) Turing machine which, given the input  $i$  generates a description of the circuit  $C_m$  which will act on the input  $|i\rangle$ . We will not delve into the definition of a classical Turing machine—for our purposes we can just substitute our intuitive notion of a modern classical computer (which is a Turing machine (almost: today's computers do not have unlimited memory!)).

We have thus seen that the notion of a quantum algorithm can be recast into the notion of uniform quantum circuit families. The quantum circuit model itself consisted of three major procedures: preparation, evolution due to quantum gates, and measurement. The quantum circuit model was also endowed with a specific subsystem structure and certain localized limits on the actions which could be performed on this subsystem structure. In order to make the quantum circuit model correspond to some notion of an algorithmic task we have had to introduce the notion of uniform quantum circuit families. The qubit quantum circuit model with uniform quantum circuit families is a specific realization of what is meant to carry out an algorithm on a quantum system.

### 4.3 Universality

In the previous section we have defined a quantum algorithm as a quantum circuit family acting on a qubit quantum circuit model. The circuit family  $\mathcal{C}$  will contain an algorithm for constructing a given circuit  $C_m$  for input on  $m$  bits. The output of the classical algorithm describing as specific  $C_m$  for a given input  $|i\rangle$  will contain a set of instructions  $\mathcal{I}(i)$  for building the circuit  $C_m$ . In particular these instructions  $\mathcal{I}(i)$  will describe what gates should be implemented, how they should be implemented (between which qubits), and the order in which the gates should be executed. The execution of a specific circuit family  $\mathcal{C}$  requires that certain specific quantum gates are executed in the fashion described by the instructions  $\mathcal{I}(i)$ . Thus it would seem that different circuit families might require different possible quantum gates. This would be a torrid state of affairs for quantum computation if every quantum circuit family required a complete reengineering of the quantum hardware.

We would thus like to ask the question of whether there exist some set of elementary quantum gates which can be used to build our algorithms such that once we have access to this set of gates, we can in principle build up any quantum circuit desired. Actually what we want is a little less restrictive because, as we discussed in Chapter 3, we must deal with some sort of approximate evolution. We want to ask if there is a set of gates which we can use to approximate any quantum circuit. An important note in this definition is that because the quantum circuit description coming from a classical computer is finite, the set of quantum gates we will use must also be finite.

Let us therefore begin by making the following definition:

**Definition 4.3.1** (*n*-qubit universal gate set) *A set of quantum gates  $\mathcal{G}$  acting on a qubit quantum circuit model with  $n$  qubits is defined to be a  $n$ -qubit universal gate set if, for any  $\epsilon > 0$  a sequence of gates from this set  $\mathcal{G}$  can be used to approximate any unitary evolution on all  $n$  qubits to accuracy  $\epsilon$  (if  $\mathbf{G}$  represents the evolution due to a sequence of such gates then we require  $E(\mathbf{U}, \mathbf{G}) < \epsilon$  where  $E$  is defined as in Section 3.6.1).*

We can loosen this definition a bit if we allow some finite number of ancilla qubits to be acted upon:

**Definition 4.3.2** (*n*-qubit universal gate set augmented by  $m$  ancilla qubits) *A set of quantum gates  $\mathcal{G}$  acting on a qubit quantum circuit model with  $n + m$  qubits is defined to be a  $n$ -qubit universal gate set augmented by  $m$  ancilla qubits if, for any  $\epsilon > 0$  a sequence of gates from this set  $\mathcal{G}$  can be used to approximate any unitary evolution on  $n$  qubits to accuracy  $\epsilon$ .*

Further we can extend the notion of a universal set of quantum gates to the subsystem quantum circuit model via simply substituting subsystem quantum circuit model for

qubit quantum circuit model. We then say that a set of gates is a *n-subsystem universal gate set*.

The first to demonstrate a universal set of gates was Deutsch[57] in 1989. The universal gate set obtained by Deutsch, however, consisted of operators on three qubits. The three-body interactions necessary to produce such a gate, however, are extremely difficult if not impossible to experimentally realize. DiVincenzo was the first to demonstrate a universal set of gates which required only two-body interactions[61]. Perhaps the most widely cited universal gate set consists of the controlled-not combined with a finitely generated group dense in single qubit rotations[13].

Another important result states that a generic gate together with the ability to permute qubits is universal[58, 140]. Here generic is the rather limited notion of a gate with no inherent symmetry drawn from the space of all possible gates. While this result is of great existential value, as it allows maintains that generically universality is not hard to achieve, in practice this result has few applications. The reason for this is that physical interactions tend to have symmetries in their interactions. Such symmetries confine the given Hamiltonian to a lower dimensional space than the full space of all operators on a given space. Nature, in general, does not uphold a mathematician's generic.

Below we assemble a list of important universal gate sets.

### 4.3.1 The inductive subsystem lemma

Before proceeding, it is useful to introduce the following tools for universality proofs.

**Lemma 4.3.1** [4] *Suppose one is given two sets  $\mathcal{O}_1$  and  $\mathcal{O}_2$  of operators which densely act as  $SU(d_A)$  and  $SU(d_B)$  on two subspaces  $\mathcal{H}_A$  (dimension  $d_A$ ) and  $\mathcal{H}_B$  (dimension  $d_B$ ) of a larger Hilbert space  $\mathcal{H}$ . If  $\mathcal{H}_A$  and  $\mathcal{H}_B$  are not disjoint then the set of operators which can be achieved by combining these operators is  $SU(d)$  acting on the union of these Hilbert spaces  $\mathcal{H}_A \cup \mathcal{H}_B$  (dimension  $d$ )*

Proof: See [4].

Following this lemma, the inductive subsystem lemma follows

**Lemma 4.3.2** *Suppose one is given a Hilbert space  $\mathcal{H}$  with a subsystem structure  $\mathcal{H} = \bigoplus_{i=1}^n \mathcal{H}_i$ , each subsystem  $\mathcal{H}_i$  of dimension  $d_i$ . We say that two subsystems  $\mathcal{H}_a$  and  $\mathcal{H}_b$  of dimensions  $d_a$  and  $d_b$  are computationally connected if operators on the combined Hilbert space  $\mathcal{H}_a \otimes \mathcal{H}_b$  densely generate  $SU(d_a d_b)$ . Let  $G$  be the graph of computationally connected subsystems for a given gate set. If this graph is connected, then the gate set can densely generate  $SU(\prod_{i=1}^n d_i)$ .*

Proof: Follows simply from induction using Lemma 4.3.1.

### 4.3.2 Universal gate set example

As a quick example of a universal gate set, we give here the example of the controlled-not  $\mathbf{C}\mathbf{X}$  plus finitely generated dense single qubit gates[13].

By postulate, this gate set generates any single qubit operation to any desired accuracy. In particular it generates an approximation to a single qubit  $\sigma_x$  rotation near identity,  $\exp[i\delta\sigma_x]$ . Sandwiching this operation in between two controlled not operators, we find that on two qubits

$$\mathbf{C}\mathbf{X} \exp[i\delta\sigma_x \otimes \mathbf{I}] \mathbf{C}\mathbf{X} = \exp[i\delta\sigma_x \otimes \sigma_x]. \quad (4.1)$$

We recall (see Appendix A.7) that elements of the single qubit Pauli normalizer act as an automorphism on the single qubit Pauli operators. This implies that there are single qubit operators which when conjugated about  $\sigma_x \otimes \sigma_x$  produce the Pauli operators  $\sigma_\alpha \otimes \sigma_\beta$ . Thus our gate set can produce

$$\mathbf{N}_1^\dagger \otimes \mathbf{N}_2^\dagger \exp[i\delta\sigma_x \otimes \sigma_x] \mathbf{N}_1 \otimes \mathbf{N}_2 = \exp[i\delta\sigma_\alpha \otimes \sigma_\beta], \quad (4.2)$$

where  $\mathbf{N}_i$  are elements of the single qubit Pauli normalizer. We have therefore shown that the gate set can produce, to a given accuracy any infinitesimal generator of the

$SU(4)$  over two qubits:

$$\begin{aligned}
 \exp \left[ i \vec{\delta} \cdot \vec{\sigma} \otimes \mathbf{I} \delta \right] & \quad \text{postulate} \\
 \exp \left[ i \mathbf{I} \otimes \vec{\delta} \cdot \vec{\sigma} \right] & \quad \text{postulate} \\
 \exp \left[ i \delta \sigma_\alpha \otimes \sigma_\beta \right] & \quad \text{above.}
 \end{aligned} \tag{4.3}$$

Because we have the infinitesimal generators of  $SU(4)$ , we can therefore produce any gate in the  $SU(4)$  of two qubits: we have shown how to produce all two qubit unitary gates.

Next we can use Lemma 4.3.2. Because we can generate  $SU(4)$  between local qubits, we can therefore produce any  $SU(2^n)$  on  $n$  qubits. Thus we have shown how the controlled not plus local single qubit gates can be used to enact any possible quantum circuit.

### 4.3.3 The Kitaev-Solovay theorem

We have defined a universal gate set such that any quantum circuit can be constructed to any desired accuracy from this gate set. Now, suppose one is given a quantum circuit family. The circuits in this circuit family will come with descriptions of the quantum gates to be executed in the quantum algorithm. There are many ways to place the cost on implementing such a circuit: the breadth of the circuit, the depth of the circuit, the total number of gates used, etc. The field of quantum computational complexity[24, 25, 26] seeks to understand how these resources grow for different quantum algorithms. The cost function which is perhaps most important is the depth of the circuit. This depth corresponds in some fashion to the total running time of the circuit. In view of the universality results for quantum circuits, it would be nice to know that different universal gate sets do not lead to radically different assessments of the complexity of different circuits.

That this is ostensibly true is guaranteed by a theorem due to Kitaev[112] and independently Solovay[177, 178].

**Theorem 4.3.1** (Solovay-Kitaev) *Let  $\mathcal{G}$  be a finite set of quantum gates which contains each gate's inverse and which densely generates  $SU(d)$ . For  $\epsilon > 0$ , there is sequence of gates of length  $l$  which is within  $\epsilon$  of every element of  $SU(d)$  (using trace distance, Section 3.6.1) where  $l = O\left(\log^c\left(\frac{1}{\epsilon}\right)\right)$  where  $c$  is some fixed constant which depends on  $d$ .*

Proof: See [153]. It is interesting to note the connections between this theorem and the study of “geometric group theory”[55].

The Solovay-Kitaev theorem indicates that a universal set of quantum gates can be used to approximate another universal set of gates with only a polylogarithmic overhead in the depth of the circuit. Consider two sets of gates  $\mathcal{G}_1$  and  $\mathcal{G}_2$ . Because

each of these gate sets are universal, every gate in  $\mathcal{G}_1$  can be approximated by a sequence of gates in  $\mathcal{G}_2$  and vice versa. The content of the Solovay-Kitaev theorem tells us the sequence of gates from one set used to approximate a gate from the other set requires  $O\left(\log^c\left(\frac{1}{\epsilon}\right)\right)$  gates. Thus the depth difference between circuits constructed with different universal sets of gates to an accuracy  $\epsilon$  is only  $O\left(\log^c\left(\frac{1}{\epsilon}\right)\right)$ .

#### 4.3.4 Discrete versus Hamiltonian control

In Chapter 3 we introduce the notion of a Hamiltonian control sequence given a set  $\mathcal{O}$  of implementable Hamiltonians

$$e^{-i\mathbf{H}_{i_1}t_1}e^{-i\mathbf{H}_{i_2}t_2}\dots e^{-i\mathbf{H}_{i_p}t_p} \quad \text{where} \quad \mathbf{H}_{i_k} \in \mathcal{O}, t_i \in \mathbf{R}^+. \quad (4.4)$$

How do Hamiltonian control sequences, which we are most likely to encounter in real quantum control situations, mesh with the idea of universal quantum gate sets?

Universal sets of quantum gates are a finite set of gates which can be implemented with a certain accuracy while Hamiltonian control sequences are a continuum of gates which can be implemented with a certain accuracy. In practice, one would take the set of Hamiltonian control sequences and make these operators a discrete set in order to use the control sequence as a universal set of gates. There is a simplification, however, in describing the universality properties of Hamiltonian control sequences which often makes determining their universality properties simple. Given a subsystem structure and a Hamiltonian control sequence, the universality properties follow directly from analysis of the Lie algebra generated by the control Hamiltonians.

Representation theory of the Lie algebra for a set of control Hamiltonian  $\mathcal{O}$  describes exactly what can be done with a Hamiltonian control sequence. Combined with a description of the accuracy with which a given Hamiltonian control sequence can be implemented, this information describes how every element of a Lie group corresponding to the Lie algebra can be obtained to within some accuracy given a Hamiltonian control sequence. It is important to realize that just understanding what can be done with some given control is insufficient for resolving questions about universality. A mapping from the quantum system to a subsystems quantum circuit model must also be made. Analysis of Lie algebra alone does not give a complete understanding of universality properties.

#### 4.3.5 Example use of Lie algebraic structure

Suppose we are given a linear array of  $n$  qubits where  $n$  is odd. Each individual qubit has an energy  $\mathbf{H}_0 = \epsilon \sum_{i=1}^n \sigma_z^{(i)}$  which is always present and we have no control of the energy spacing  $\epsilon$ . Between neighboring qubits there is an interaction  $\tilde{\mathbf{H}}_i = \sigma_x^{(i)} \sigma_x^{(i+1)}$  over which we have complete control. Thus at the set of implementable Hamiltonians we can achieve is  $\mathbf{H}_i = \mathbf{H}_0 + \tilde{\mathbf{H}}_i$  and  $\mathbf{H}_0$ .

Let us describe the Lie algebra achievable with these interactions. Clearly we can start with  $\mathbf{H}_0/\epsilon$  and  $\tilde{\mathbf{H}}_i$  as our interactions because the first is given up to scaling and the second can be obtain via subtracting this first from  $\mathbf{H}_i$ . Taking the commutator yields

$$\mathbf{H}_i^{(1)} = \frac{i}{2} [\mathbf{H}_0, \tilde{\mathbf{H}}_i] = \sigma_y^{(i)} \sigma_x^{(i+1)} + \sigma_x^{(i)} \sigma_y^{(i+1)}. \quad (4.5)$$

Taking the commutator of this operation with  $\mathbf{H}_0$  or  $\tilde{\mathbf{H}}_i$  yields

$$\begin{aligned} \mathbf{H}_i^{(2)} &= \frac{i}{2} [\mathbf{H}_i^{(1)}, \mathbf{H}_0] = -2\sigma_x^{(i)} \sigma_x^{(i+1)} + 2\sigma_y^{(i)} \sigma_y^{(i+1)} \\ \mathbf{H}_i^{(3)} &= \frac{i}{2} [\mathbf{H}_i^{(1)}, \tilde{\mathbf{H}}_i] = \sigma_z^{(i)} + \sigma_z^{(i+1)}. \end{aligned} \quad (4.6)$$

Because  $n$  is odd, the last of these commutators implies that  $\sigma_z^{(i)}$  is in the Lie algebra generated by  $\mathcal{O}$ . At this point it is clear that the Lie algebra generated by  $\mathcal{O}$  is the same as the Lie algebra generated by  $\mathcal{O}' = \{\sigma_z^{(i)}, \sigma_x^{(i)} \sigma_x^{(i+1)}\}$ .

Suppose we wanted to use these interactions for a quantum circuit model on all  $n$  qubits, i.e. with subsystem structure  $\otimes_{i=1}^n \mathbb{C}^2$ . We can show that this is not possible, i.e. that it is not possible to generate  $SU(2^n)$  with the operators in  $\mathcal{O}'$ .

Consider the elements of the Lie algebra generated by  $\mathcal{O}'$ . All of these elements will be linear combinations of commutators of the generators in  $\mathcal{O}'$ . We will now show that the parity, defined as the eigenvalue of  $\otimes_{i=1}^n \sigma_z^{(i)}$ , cannot be changed by the any element in the Lie algebra generated by  $\mathcal{O}'$ . First note that all of the elements of  $\mathcal{O}'$  commute with  $\otimes_{i=1}^n \sigma_z^{(i)}$ . This in turn implies that all commutators formed from the generators of  $\mathcal{O}'$  commute with  $\otimes_{i=1}^n \sigma_z^{(i)}$ . Thus  $\otimes_{i=1}^n \sigma_z^{(i)}$  commutes with all elements of the Lie algebra generated by  $\mathcal{O}'$ . Since  $\otimes_{i=1}^n \sigma_z^{(i)}$  commutes with all of the elements of the Lie algebra generated by  $\mathcal{O}'$  there are elements of  $SU(2^n)$  which are not in this Lie algebra.

In this example we have shown how a specific control mechanism fails to be fully universal. It is impossible to use the control of local  $\sigma_x^{(i)} \sigma_x^{(i+1)}$  with each qubit having a constant energy to produce every unitary evolution on  $n$  qubits.

## 4.4 Encoded universality

### 4.4.1 The fungible nature of quantum information

An important property of classical information which carries over to the quantum regime is the fungible nature of information[8]. A resource is fungible if interchanging it with another resource does not destroy the value of the resource. Whether we represent a classical bit by the presence or absence of a chad on a punch-card [191] or in the orientation of a billion electron spins, the intrinsic value of the information (the value of the bit) is untouched. Information does not depend upon the medium



in which it is represented. The fungible nature of information has been key to the exponential growth of the computer revolution. The fact that it does not matter that the information is being confined to smaller and smaller components on silicon chips has been central to the continuing success of Moore's law[149]. So, too, goes quantum information: the plethora of experimentally proposed systems from which a quantum computer could be built is made possible by the fungibility of quantum information. Whether we store quantum information in the electronic levels of an atomic system or in the spin of a single electron impurity in a solid-state system, the information is still quantum and can be used for the basis of building a quantum computer.

One central aspect of the fungible nature of quantum information is that the information can be encoded in some highly non-trivial manner. Of course when we represent a qubit in the spin of an electron or in the hyperfine levels of an ion, we are essentially encoding the qubit into a given Hilbert space. However, it is important that this notion can be considerably extended. In particular, given multiple quantum subsystems, quantum information can be stored in highly entangled states between these subsystems. The fact that quantum information can be encoded is essential to the development of the theory of quantum error correcting codes. By choosing a particular encoding of the quantum information, quantum error correcting codes provide a method for identifying and correcting the effect of quantum errors on the code. In part II of this thesis, we will explore how certain encodings of quantum information can be used to perfectly isolate the quantum information from particular forms of decoherence.

The fungible nature of quantum information is a warning sign on the path towards building a quantum computer. While a gaggle of labs quest to develop a particular system for quantum computation, the fungible nature of quantum information tells us that a successful architecture for quantum computing may look nothing like the currently envisioned system. Because information can be encoded, it is unclear exactly where we will store the information that makes up a future quantum computer. An optimistic viewpoint of the fungible nature of quantum information, then, tells us that the quest for physical systems which can quantum compute is far from a closed deal. We will return to this issue in Chapter 18.

#### 4.4.2 Encoded universality constructions

Encoding of quantum information can also be of use in the construction of universal gate sets[8]. There are two complementary ways of looking at this problem. On the one hand, because quantum information can be encoded, certain interactions which were not universal over the entire Hilbert space can be made universal on a particular encoded space. At the other end of the spectrum, it is common in quantum computing to develop a particular encoding (for error correction, due to physical constraints, etc.) and then to ask: what manipulations are needed to compute on such an encoded space. Of course, these viewpoints are complementary to each other.

In this section, we will discuss the first of these viewpoints: how encoding can make gate sets universal over an encoding.

Suppose one is given a gate set  $\mathcal{G}$ . As we have previously argued, the universal properties of this gate set is really a question of the relation of this gate set to representations of Lie groups. In fact the notion of an irreducible representation directly contains our notion of encoded universality. Thus the idea of encoded universality is nothing more than the observation that the power of a set of gates is described by the irreducible representations and these irreducible representations may act on some encoded space. We refer to a set of gates which acts on some encoded subsystem structure in a universal manner as a universal set of gates on a quantum circuit model with encoded subsystems.

Notice that the notion of encoded universality changes the rules not only for the manipulation of the quantum information, but also for the preparation and measurement procedures of a quantum circuit model with encoded subsystems. Of particular importance here it to note that the preparation procedure should not be overly inefficient. We will return to these questions when we address a specific example in Chapter 9.

Let us define what is needed in order to present an encoded universality quantum circuit model which can be used to construct uniform quantum circuit families:

- A particular subsystem structure on the Hilbert space must be described which maps onto a subsystem structure of an unencoded quantum circuit model. This is perhaps the most stringent of the requirements for an encoded quantum computer. Without a subsystems structure, uniformity cannot be enforced and the very nature of a scalable architecture is violated.
- The ability to prepare the subsystems into a particular initial state. Here there is more leeway. It is, even for the standard quantum circuit model, never necessary to obtain perfect preparation. An important issue for encoded universality constructions is the fact that it is possible for quantum information to “leak” out of the encoded subsystem.
- Operations which act in a universal manner on the encoded subsystem structure.
- The ability to extract information from the encoded subsystems. Again, perfect measurement is not necessary. The ability to extract even a little bit of information is often sufficient for quantum computation.

A particularly interesting class of encoded universality constructions are what we will term *few subsystems* encoded universality. While in practice, given a gate set,  $\mathcal{G}$  one can analyze the action of this gate set on ever larger numbers of qubits, the uniformity condition of the quantum circuit model puts a condition on the encoding such that there should be a some map onto a subsystem structure which grows proportional to the number of qubits added. Thus the typical manner in which encoded

universality will be used is to take a constant number of subsystems and the encode a basic subsystem into this constant number of subsystems. For example one may find that taking triads of qubits allows for an encoded qubit which can be robustly manipulated (prepared, measured, unitarily controlled). Then one proceeds to take the encoded subsystems, map it onto a quantum subsystem circuit model and (hopefully) show universality on this encoded subsystem structure.

### 4.4.3 Few subsystems encoded universality example

Suppose one is given a spin chain of  $n$  qubits with interactions as shown in Figure 4.1 below. In particular assume that the Hamiltonians which can be enacted on this spin chain come from the set

$$\mathcal{S} = \left\{ \sigma_x^{(i)} \sigma_x^{(i+1)}, \sigma_z^{(i)} + \sigma_z^{(i+1)}, \sigma_z^{(i)} \sigma_z^{(i+1)} \right\}. \quad (4.7)$$

To see that full universality on all  $n$  qubits (the ability to implement  $SU(2^n)$  on the

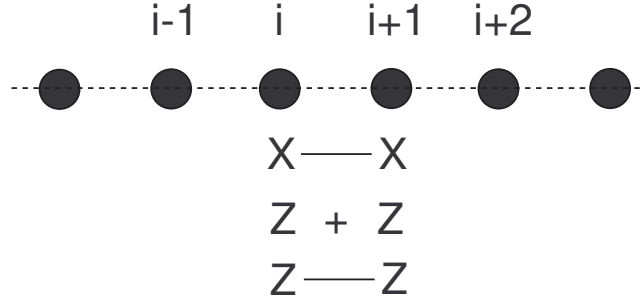


Figure 4.1: *Example encoded universality spin chain*

system) is not possible, note that  $\prod_{i=1}^n \sigma_z^{(i)}$  commutes with all of the elements of  $\mathcal{S}$  and thus, via the same argument of Section 4.3.5, the Lie algebra generated by these Hamiltonians is not the full  $SU(2^n)$ .

Let us examine the action of the Hamiltonians listed above on pairs of qubits. Notice that these have the following Lie algebraic structure

$$\begin{aligned} \left[ \sigma_z^{(i)} + \sigma_z^{(i+1)}, \sigma_x^{(i)} \sigma_x^{(i+1)} \right] &= 2i \left( \sigma_x^{(i)} \sigma_y^{(i+1)} + \sigma_y^{(i)} \sigma_x^{(i+1)} \right) + \text{cyclic permutations} \\ \left[ \sigma_z^{(i)} \sigma_z^{(i+1)}, \sigma_x^{(i)} \sigma_x^{(i+1)} \right] &= \left[ \sigma_z^{(i)} \sigma_z^{(i+1)}, \sigma_z^{(i)} + \sigma_z^{(i+1)} \right] = 0 \\ \left[ \sigma_z^{(i)} \sigma_z^{(i+1)}, \left( \sigma_x^{(i)} \sigma_y^{(i+1)} + \sigma_y^{(i)} \sigma_x^{(i+1)} \right) \right] &= 0. \end{aligned} \quad (4.8)$$

The first of these commutation relations indicates an  $SU(2)$  structure for these operators and the final three commutation relations indicate that  $\sigma_z^{(i)} \sigma_z^{(i+1)}$  is an

abelian subalgebra over these two qubits. In particular we note that over the subspace with basis states  $|00\rangle$  and  $|11\rangle$  (for the  $i$  and  $i + 1$ th qubit), the operators  $\sigma_x^{(i)}\sigma_x^{(i+1)}$ ,  $(\sigma_x^{(i)}\sigma_y^{(i+1)} + \sigma_y^{(i)}\sigma_x^{(i+1)})$ ,  $\sigma_z^{(i)} + \sigma_z^{(i+1)}$  act as  $\sigma_x, \sigma_y, \sigma_z$  on this encoded space, while  $\sigma_z^{(i)}\sigma_z^{(i+1)}$  acts as identity on this subspace. Thus we can use these operators to enact  $SU(2)$  on the encoded subspace spanned by the logical qubits  $|0_L\rangle = |00\rangle$  and  $|1_L\rangle = |11\rangle$ . Also note that the subspace  $|01\rangle$  and  $|10\rangle$  is not acted upon by these operators in a non-commuting manner and hence over these operators cannot be used as a qubit.

Having shown that there is an encoding over two qubits for which the operators in  $\mathcal{S}$  act as  $SU(2)$ , we then hope to extend this encoding to a full quantum circuit model. In particular we take our encoded qubits (the subsystems) to be two physical qubits with the encoding of  $|0_L\rangle = |00\rangle$  and  $|1_L\rangle = |11\rangle$ . We have already shown that any single qubit operation is possible on this encoded space and thus it is sufficient to show that we can implement a non-trivial two body encoded operation between the qubits in order to produce a encoded universal quantum circuit. If we take the encoding between the 1st and 2nd, 3rd and 4th, etc. qubits then the operation  $\sigma_z^{(2k)}\sigma_z^{(2k+1)}$  with  $1 \leq k \leq n/2$  provides this coupling. In particular note that

$$\begin{aligned}
\sigma_z^{(2k)}\sigma_z^{(2k+1)}|0_L\rangle|0_L\rangle &= \sigma_z^{(2k)}\sigma_z^{(2k+1)}|00\rangle|00\rangle = |00\rangle|00\rangle \\
\sigma_z^{(2k)}\sigma_z^{(2k+1)}|0_L\rangle|1_L\rangle &= \sigma_z^{(2k)}\sigma_z^{(2k+1)}|00\rangle|11\rangle = -|00\rangle|11\rangle \\
\sigma_z^{(2k)}\sigma_z^{(2k+1)}|1_L\rangle|0_L\rangle &= \sigma_z^{(2k)}\sigma_z^{(2k+1)}|11\rangle|00\rangle = -|11\rangle|00\rangle \\
\sigma_z^{(2k)}\sigma_z^{(2k+1)}|1_L\rangle|1_L\rangle &= \sigma_z^{(2k)}\sigma_z^{(2k+1)}|11\rangle|11\rangle = |11\rangle|11\rangle.
\end{aligned} \tag{4.9}$$

Thus we see that this operation acts like an encoded  $\sigma_z \otimes \sigma_z$  between encoded qubits. When this operation is enacted as a *Hamiltonian*, combined with single encoded qubit operators this allows for universal control of the encoded qubits.

In this example we have seen how pairing the qubits together we can obtain an encoding such that there is a mapping from encoded two-qubit states to encoded qubits and universal quantum computation can be obtained on this encoding.

## 4.5 What to do with the strange irreducible representations

In constructing encoded universal gate sets from Hamiltonian control sequences, one can perform an analysis of the Lie algebra structure Hamiltonians to get a hold of how these Hamiltonians can be used for encoded universality. Luckily the analysis of the Lie algebras we will deal with on a quantum computer have long ago been identified and classified! We will not deal with this issue here but instead refer the reader to the standard texts of Cornwell[50] and Georgi[91].

However, we would like to bring up two points related to representation theory of

Lie algebras which are important but have not received extensive discussion in the quantum computing literature.

### 4.5.1 What to do with Lie Algebra X?

All of the universality constructions to date have shown how a suitable  $SU(k)$  can be executed on a given circuit model. But there is more under the sun than the Lie group  $SU(k)$ ! In particular there are other Lie groups with differing Lie algebras which, in theory, can arise or be simulated on a quantum system. An interesting open question is if these Lie algebras have anything to do with quantum computing.

**Open Question 4.5.1** *Do Lie algebras other than  $su(k)$  play any role in the realm of quantum computing?*

An important point in this discussion is that there are only four infinite families of Lie algebras in the classification scheme ( $A_n$ ,  $B_n$ ,  $C_n$ , and  $D_n$  in the standard notation.) These would appear to be the Lie algebras which are most likely to support some sort of computation because they satisfy the requirement of allowing for the notion of the power of the computer growing with the number of subsystems added.

### 4.5.2 What is a qubit?

The notion of encoded universality also raises some particularly interesting questions. One particular issue which has been raised in the literature is the notion of “what is a qubit?” Viola, Knill, and Laflamme [193] present models of qubits encoded into different spaces. These authors rightly take an operational view of a qubit. A qubit is defined by how one can access the information in the qubit: both in control and in measurement of the qubit. Unfortunately the authors only present qubits where they have operators which act on the qubits which satisfy both the commutation and anti-commutation relations of the standard Pauli matrices:

$$\begin{aligned} [\sigma_\alpha, \sigma_\beta] &= 2i\epsilon_{\alpha\beta\gamma}\sigma_\gamma \\ \{\sigma_\alpha, \sigma_\beta\} &= 2\delta_{\alpha\beta}\mathbf{I}. \end{aligned} \tag{4.10}$$

This, however, is a limited notion of a qubit from the point of view of the representation theory of quantum information. To see this, consider three different irreps of  $SU(2)$ : i.e. the Lie algebra which satisfies the commutation relations above, but not necessarily the anti-commutation relations. The first representation is the one-dimensional irreducible representation. In this representation, the  $SU(2)$  operators all act as 0

$$\sigma_x^{[1]} \cong [0], \quad \sigma_y^{[1]} \cong [0], \quad \sigma_z^{[1]} \cong [0]. \tag{4.11}$$

The second representation is the two-dimensional irreducible representation:

$$\sigma_x^{[2]} \cong \begin{bmatrix} 0 & 1 \\ 1 & 0 \end{bmatrix}, \quad \sigma_y^{[2]} \cong \begin{bmatrix} 0 & -i \\ i & 0 \end{bmatrix}, \quad \sigma_z^{[2]} \cong \begin{bmatrix} 1 & 0 \\ 0 & -1 \end{bmatrix}. \quad (4.12)$$

Finally we examine the three-dimensional irreducible representation

$$\sigma_x^{[3]} \cong \sqrt{2} \begin{bmatrix} 0 & 1 & 0 \\ 1 & 0 & 1 \\ 0 & 1 & 0 \end{bmatrix}, \quad \sigma_y^{[3]} \cong \sqrt{2} \begin{bmatrix} 0 & -i & 0 \\ i & 0 & -i \\ 0 & i & 0 \end{bmatrix}, \quad \sigma_z^{[3]} \cong 2 \begin{bmatrix} 1 & 0 & 0 \\ 0 & 0 & 0 \\ 0 & 0 & -1 \end{bmatrix}. \quad (4.13)$$

Clearly the one-dimensional irrep of  $SU(2)$  is useless. This irrep can, in no manner, be considered a qubit. And, of course, the two-dimensional irrep of  $SU(2)$  is what we normally think of as a qubit. But what about the three-dimensional irrep? Let us show that any manipulation of the two-dimensional irrep can be mimicked by the three-dimensional irrep. Let  $|a\rangle$ ,  $|b\rangle$ , and  $|c\rangle$  denote the vectors upon which the three-dimensional irrep acts and  $|0\rangle$ ,  $|1\rangle$  denote the vectors upon which the two-dimensional irrep acts.

In the two-dimensional irrep, a state of the system can be written as

$$\rho^{[2]}(\vec{n}) = \frac{1}{2} (\mathbf{I} + \vec{n} \cdot \vec{\sigma}^{[2]}). \quad (4.14)$$

Let us map the state of the two-dimensional irrep described by  $\vec{n}$  to the three-dimensional state

$$\rho^{[3]}(\vec{n}) = \frac{1}{3} \mathbf{I} + \frac{1}{6} \vec{n} \cdot \vec{\sigma}^{[3]}. \quad (4.15)$$

Notice that a pure state in the two-dimensional irrep is *not* mapped onto a pure state in the three-dimensional irrep.

An observable on the two-dimensional irrep is given by

$$\mathbf{H}^{[2]}(m_0, \vec{m}) = m_0 \mathbf{I} + \vec{m} \cdot \vec{\sigma}^{[2]}. \quad (4.16)$$

The expectation of this observable is

$$\text{Tr} \left[ \rho^{[2]}(\vec{n}) \mathbf{H}^{[2]}(m_0, \vec{m}) \right] = m_0 + \vec{m} \cdot \vec{n}. \quad (4.17)$$

For the three dimensional irrep we can define the equivalent observable

$$\mathbf{H}^{[3]}(m_0, \vec{m}) = m_0 \mathbf{I} + \frac{3}{4} \vec{m} \cdot \vec{\sigma}, \quad (4.18)$$

such that the expectation value of this observable is identical

$$\text{Tr} \left[ \rho^{[3]}(\vec{n}) \mathbf{H}^{[3]}(m_0, \vec{m}) \right] = m_0 + \vec{m} \cdot \vec{n}. \quad (4.19)$$

Finally note that evolution on the two-dimensional irrep

$$\mathbf{U}^{[2]}(\vec{v}, t) = \exp \left[ -it\vec{v} \cdot \vec{\sigma}^{[2]} \right], \quad (4.20)$$

can be directly mapped onto evolution of the three-dimensional irrep

$$\mathbf{U}^{[3]}(\vec{v}, t) = \exp \left[ -it\vec{v} \cdot \vec{\sigma}^{[3]} \right], \quad (4.21)$$

such that the evolution of the density matrix has the same effect

$$\begin{aligned} \mathbf{U}^{[2]}(\vec{v}, t) \boldsymbol{\rho}^{[2]}(\vec{n}) \mathbf{U}^{[2]\dagger}(\vec{v}, t) &= \boldsymbol{\rho}^{[2]}(\vec{n}') \\ \mathbf{U}^{[3]}(\vec{v}, t) \boldsymbol{\rho}^{[3]}(\vec{n}) \mathbf{U}^{[3]\dagger}(\vec{v}, t) &= \boldsymbol{\rho}^{[3]}(\vec{n}'). \end{aligned} \quad (4.22)$$

Thus we have seen that there is a mapping between density matrices, observables, and evolutions of the two and three-dimensional irreps which perfectly preserves the structure of a qubit. In general  $d > 1$  dimensional irreps of  $SU(2)$  can be used in a similar manner to construct a valid qubit. A qubit is more than just the two-dimensional irreducible representations of  $SU(2)$ !

## 4.6 Subsystem growth of a Lie algebra and quantum computation

As important as the question of when a given Hamiltonian control sequence has universal control is the negative of this question. Here we present a useful criteria for detecting Lie algebras which are not universal.

Suppose one is given a set of Hamiltonians  $\mathcal{S}_n$  which can be implemented in a Hamiltonian control sequence on  $n$  subsystems. Let  $\mathcal{L}_n$  denote the Lie algebra which can be generated by  $\mathcal{S}_n$  and let  $g(n)$  denote the number of linearly independent operators in  $\mathcal{L}_n$ . We call  $g(n)$  the subsystems growth function.

**Theorem 4.6.1** *A growth function  $g(n)$  which is polynomial in  $n$  is not universal on a quantum circuit model.*

Proof: The basic idea behind this theorem is to note that a quantum circuit model on  $n$  subsystems has a state space which grows exponentially in  $n$  and therefore performing unitary operators on this space is equivalent to generating elements of an exponentially growing Lie algebra.

Return now to the example presented in Section 4.3.5 where we examined the power of Hamiltonian control sequences generated by Hamiltonians in the set

$$\mathcal{O}' = \{ \boldsymbol{\sigma}_z^{(i)}, \boldsymbol{\sigma}_x^{(i)} \boldsymbol{\sigma}_x^{(i+1)} \}. \quad (4.23)$$

We will now show that, even with the help of encoding, this set of Hamiltonians is not universal.

Define the operation  $\mathbf{M}_{jk,\alpha,\beta} = \sigma_\alpha^{(j)} \prod_{i=j+1}^{k-1} \sigma_z^{(i)} \sigma_\beta^{(k)}$  where  $j < k$  and  $\alpha, \beta \in \{x, y\}$ . We claim that the operators in the Lie algebra generated by  $\mathcal{O}'$  are all linear combinations of the form  $\mathbf{M}_{jk,\alpha,\beta}$  plus the single qubit  $\sigma_z^{(i)}$ . Notice that this is true for  $n = 2$ . We will prove the result by induction. First we note that because our generators are made up of Pauli operators, we need not worry about linear combinations of operators, but only need to worry about the operators which can be generated by commutation. Let  $\mathcal{L}^n$  denote the Lie algebra on  $n$  qubits generated by taking commutators in  $\mathcal{O}'$ . For example  $\mathcal{L}_2 = \{\mathbf{M}_{12,x,x}, \mathbf{M}_{12,x,y}, \mathbf{M}_{12,y,x}, \mathbf{M}_{12,y,y}, \sigma_z^{(1)}, \sigma_z^{(2)}\}$  as claimed above. Assume that  $\mathcal{L}_n = \{\mathbf{M}_{jk,\alpha,\beta}, 1 \leq j < k \leq n, \alpha, \beta \in \{x, y\}\} \cup \{\sigma_z^{(i)}, 1 \leq i \leq n\}$ . First notice that taking commutators of elements of  $\mathcal{L}_n$  and  $\sigma_z^{(i)}$  only produces elements in  $\mathcal{L}_n$ : the only elements which  $\sigma_z^{(i)}$  do not commute with are  $\mathbf{M}_{ik,\alpha,\beta}$  and  $\mathbf{M}_{ki,\alpha,\beta}$  and this commutation only serves to flip the value of  $\alpha$  or  $\beta$ . Finally, note that taking the commutator between elements of  $\mathcal{L}_n$  and  $\sigma_x^{(i)} \sigma_x^{(i+1)}$  can only generate elements in  $\mathcal{L}_{n+1}$ . To see this, first note that the only nontrivial commutators are those which occur with the  $\sigma_z^{(i)}$  operators, which just produce elements in  $\mathcal{L}_2$ . Further commutators between  $\sigma_x^{(i)} \sigma_x^{(i+1)}$  and  $\mathbf{M}_{jk,\alpha,\beta}$  only create  $\mathbf{M}_{j'k',\alpha',\beta'}$  which are one qubit larger or smaller. Thus we have proved that the Lie algebra generated by elements of  $\mathcal{O}'$  are spanned by the set of linearly independent operators in  $\mathcal{L}_n = \{\mathbf{M}_{jk,\alpha,\beta}, 1 \leq j < k \leq n, \alpha, \beta \in \{x, y\}\} \cup \{\sigma_z^{(i)}, 1 \leq i \leq n\}$ .

Let us count the operators in  $\mathcal{L}_n$ . There are  $n$   $\sigma_z^{(i)}$  operators and  $4 \binom{n}{2} \mathbf{M}_{jk,\alpha,\beta}$  operators. Thus the growth function for this Lie algebra is  $g(n) = n + 4 \binom{n(n-1)}{2} = 2n^2 - n$ . This growth function is polynomial in  $n$  and thus via Theorem 4.6.1 this set of operator is not universal.

## 4.7 Universal quantum computation

Universality is one of the most powerful concepts to arise from the theoretical study of computer science. In this chapter we have dealt with the ideal conditions needed for universal quantum computation. This ideal model presents an abstract connection to the question of exactly what is a quantum computer. Real world realization of a universal quantum computer, however, must deal with decoherence, faulty operations, faulty preparation, and faulty measurements. Luckily the theory of fault-tolerant quantum computation has been developed which deals directly with these issues[3, 96, 115, 124, 161, 175] and a theorem which basically states that if these problems are not too severe, the ideal model can nearly ideally be obtained[3, 95, 112, 124, 161].

If Alan Turing were to return from the dead and see the modern classical computer, he would surely be shocked by the technological progress achieved in the past fifty years. However, if one explained to Turing how the modern computer works, he would surely recognize the manner in which the modern computer attains universal computation (no slouch, that Turing: he could work in a base-32 notation that others



had to convert to decimal to understand!) One of the main motivations for studying the theory of universal quantum computation is simply the realization that we do not know exactly what a future quantum computer will look like, but we have some notion of what is required in order to obtain universality. The unknowable future, then, has already given way to novel proposals for quantum computation, and, in the end, may present the ultimate road towards building a quantum computer.

Gate set	Reference
$\mathbf{Q}(\alpha) \equiv (\mathbf{P}_{ 00\rangle} + \mathbf{P}_{ 01\rangle} + \mathbf{P}_{ 11\rangle}) \otimes \mathbf{I} + \mathbf{P}_{ 11\rangle} \otimes ie^{-i\alpha}\boldsymbol{\sigma}_x$ , and Permutations	Deutsch, 1989[57]
$\boldsymbol{\sigma}_x, e^{\pm i\sqrt{\alpha}}\mathbf{P}_{ 00\rangle} + \mathbf{P}_{ 01\rangle} + \mathbf{P}_{ 10\rangle} + \mathbf{P}_{ 11\rangle}$ , $\mathbf{P}_{ 0\rangle} \otimes \mathbf{I} + \mathbf{P}_{ 1\rangle}ie^{\pm i\sqrt{\alpha}}\boldsymbol{\sigma}_x$ , and Permutations	DiVincenzo, 1995[61]
Any single $\mathbf{P}_{ 0\rangle} \otimes \mathbf{I} + \mathbf{P}_{ 1\rangle} \otimes e^{i\sum_{i=1}^3 \alpha_i \boldsymbol{\sigma}_i}$ , and Permutations	Barenco, 1995[12]
Almost any single two-qubit gate, and Permutations	Deutsch <i>et.al</i> , 1995[58] Lloyd, 1995[140]
$\mathbf{C}\mathbf{X} \equiv \mathbf{P}_{ 0\rangle} \otimes \mathbf{I} + \mathbf{P}_{ 1\rangle} \otimes \boldsymbol{\sigma}_x$ , and any gate set which densely generates single qubit gates	Barenco <i>et.al</i> , 1995[13]
$\mathbf{H}, \mathbf{P}, \mathbf{C}\mathbf{X}, \mathbf{Q}(\pi/2)$	Shor, 1996[175]
$\mathbf{P}, \mathbf{C}\mathbf{X}, \mathbf{C}\mathbf{P} \equiv \mathbf{P}_{ 00\rangle} + \mathbf{P}_{ 01\rangle} + \mathbf{P}_{ 10\rangle} + i\mathbf{P}_{ 11\rangle}$ , and the ability to prepare $ \pm\rangle = \frac{1}{\sqrt{2}}( 0\rangle \pm  1\rangle)$	Knill <i>et.al</i> , 1998[123]
$\mathbf{H}, \mathbf{P}, \mathbf{C}\mathbf{X}, \mathbf{C}\mathbf{P}$	Knill <i>et.al</i> , 1998[123]
$\mathbf{H}, \mathbf{P}, \mathbf{C}\mathbf{X}$ , and the ability to prepare $ \pi/8\rangle = \cos(\pi/8) 0\rangle + \sin(\pi/8) 1\rangle$	Knill <i>et.al</i> , 1998[123, 124]
$\mathbf{C}\mathbf{X}, \mathbf{Q}(\pi/2)$ , plus the ability to measure $\boldsymbol{\sigma}_i, i \in \{x, y, z\}$	Gottesman, 1998[96]
Single qubit operations, Bell measurements, and GHZ states	Gottesman and Chuang[97]
$\exp[-i\alpha \sum_i \boldsymbol{\sigma}_i \otimes \boldsymbol{\sigma}_i]$	Bacon <i>et.al</i> , 2000[9] Kempe <i>et.al</i> , 2001[109]
$\boldsymbol{\sigma}_x \otimes \boldsymbol{\sigma}_x + \boldsymbol{\sigma}_y \otimes \boldsymbol{\sigma}_y$ between qubits	Kempe, 2001[109] Wu and Lidar, 2001[206]
Linear optics elements, single photon sources, single photon detectors	Knill, Laflamme, and Milburn, 2001[121]
Entangled cluster state and single measurements	Raussendorf and Briegel, 2001[163]

Table 4.1: *Universal gate constructions*

Universal sets of gates. Many of these gates are elements in the normalizer of the Pauli group (see Appendix A.7).  $\alpha$ , and  $\alpha_i$  are irrational multiples of  $\pi$ .  $\mathbf{P}_{|\psi\rangle} = |\psi\rangle\langle\psi|$  not to be confused with  $\mathbf{P} = |0\rangle\langle 0| + i|1\rangle\langle 1|$ . Permutations means the ability to permute the wires of the qubits.

**Part II**

**Decoherence-Free Quantum  
Computation**

# Chapter 5

## Decoherence-Free Conditions

*wherein the demons of decoherence are first shown the door  
and the door is described by necessary and sufficient conditions*

In this chapter we introduce the basic conditions for decoherence-free subspaces and decoherence-free subsystems. We begin with a simple classical example of a subsystem which withstands a classical error process. The fundamental algebraic theorem of decoherence is then derived and the concept of the OSR algebra is defined. Decoherence-free subspaces are then introduced and an iff condition for such subspaces is derived. A simple example of a decoherence-free subspace is presented and how to handle system specific evolution is discussed. Decoherence-free subsystems are then defined and with the help of a basic theorem of the representation theory of complex associative  $\dagger$ -closed algebras and an iff condition for such subsystems is derived. An example of a decoherence-free subsystem is examined and the role of the a nontrivial commutant is introduced. Finally decoherence-free conditions for master equations are presented.

### 5.1 Protecting information by encoding

Two parties, Alice and Bob, wish to communicate an important message. At their disposal is a classical communication channel. Alice and Bob can send two classical bits at a time down this channel. Unfortunately this classical channel has a devilish manner of distorting the information sent down the channel. When the parties send their two bits down the channel, there is a noise process in the channel which will flip the value of *both* bits. Thus if Alice sends 00 down the line, Bob will either receive the undisturbed 00 or the flipped 11. If Alice sends 01 through the channel, Bob will either receive the undisturbed 01 or the flipped 10. Clearly, if Alice and Bob wish to communicate using the full capacity of the classical channel (meaning each using both bits of the classical channel) they will fail.

Let  $(x_1, x_2)$  denote the classical bits sent down two bit channel. All of the information which is in the pair  $(x_1, x_2)$  is also in the pair  $(x_1 \oplus x_2, x_2)$  where  $\oplus$  is the exclusive-or of the two bits ( $x_1 \oplus x_2 = x_1 + x_2 \bmod 2$ ). To see this, simply note that this is a map which is one-to-one:  $00 \rightarrow 00$ ,  $01 \rightarrow 11$ ,  $10 \rightarrow 10$ ,  $11 \rightarrow 01$ . The pair  $(x_1 \oplus x_2, x_2)$  is a particular *encoding* of the classical information. What is interesting to Alice and Bob about this encoding is that the first bit  $x_1 \oplus x_2$  is unchanged by the error process of the channel. If the channel does not act on the bits, then of course nothing happens to  $x_1 \oplus x_2$ . If the channel flips both of the bits, then  $x_1 \oplus x_2 \rightarrow \bar{x}_1 \oplus \bar{x}_2 = x_1 \oplus x_2$  where  $\bar{x}$  indicates the negation operation and we have used the fact that the exclusive-or of two negated bits is the same as the exclusive-or of the unnegated bits. On the other hand the second bit in the encoding  $x_2$  is unprotected from the action of the channel.

Alice and Bob can thus use this noisy channel to communicate with *perfect* fidelity by using the encoding  $(x_1 \oplus x_2, x_2)$ . If Alice wants to send an encoded bit down the channel, she encodes her bit into the parity of the two bits (choosing either of the two possible  $(x_1, x_2)$  for a given choice of parity) and sends these two bits to Bob. The channel cannot change the parity of the two bits and thus Bob can decode the bit which Alice encoded by examining the parity of two bits he receives.

There are two morals from this simple example. The first moral is that information can be protected from disturbance via an appropriate encoding. The second moral comes from the observation that the reason an appropriate encoding exists which perfectly protects the information is due to a *symmetry* of the noise process. In particular the errors which the channel induce on the two bits are identical on each individual bit. This is the symmetry of the error process which allows for encoding into parity which perfectly preserves the information.

The above example demonstrates how classical information can be perfectly protected from noise via an appropriate encoding of the information. In this part of the thesis we will be examining similar constructions, but now in the context of quantum information.

## 5.2 The OSR Algebra

Consider the evolution of a system  $S$  and an environment  $E$  with joint Hilbert space  $\mathcal{H} = \mathcal{H}_S \otimes \mathcal{H}_E$  which evolves according to some Hamiltonian  $\mathbf{H}$ . Consider the expansion of the Hamiltonian into system and environment operators

$$\mathbf{H} = \sum_{\alpha=0}^A \mathbf{S}_\alpha \otimes \mathbf{B}_\alpha, \quad (5.1)$$

where  $\mathbf{S}_\alpha$  ( $\mathbf{B}_\alpha$ ) acts on  $\mathcal{H}_S$  ( $\mathcal{H}_E$ ). The expansion we give above is, of course, always possible. The expansion, on the other hand is not unique. We will place the requirement on this expansion that the  $\mathbf{B}_\alpha$  are a complete fixed basis which are linearly

independent, hermitian and have an inner product  $\text{Tr} [\mathbf{B}_\alpha^\dagger \mathbf{B}_\beta] = \delta_{\alpha\beta}$ . Such a basis can always be chosen over the environment Hilbert space (see Appendix A.3). We will often refer to the  $\mathbf{S}_\alpha$  as the *system operators* and the  $\mathbf{B}_\alpha$  as the *environment operators*.

Let us recall that evolution of the system plus environment which initially starts in a tensor product state  $\rho(0) = \rho_S(0) \otimes \rho_E(0)$  is given by the OSR evolution

$$\rho(t) = \sum_i \mathbf{A}_i(t) \rho_S(0) \mathbf{A}_i^\dagger(t). \quad (5.2)$$

We now claim that a basis for the OSR operators  $\mathbf{A}_i(t)$  corresponding to the Hamiltonian  $\mathbf{H}$  in Eq. (5.1) is given by the *complex associative algebra*  $\mathbf{A}$  generated by the  $\mathbf{S}_\alpha$  plus the identity operator  $\mathbf{I}$ .

**Definition 5.2.1** (Complex associative algebra) [122, 131] *The complex associative algebra  $\mathbf{A}$  generated by the set of operators  $\mathbf{S}_\alpha$  is the set of operators which can be constructed from the operators  $\mathbf{S}_\alpha$  via the processes of linear combination over  $\mathbb{C}$  and simple operator multiplication.*

We claim that

**Lemma 5.2.1** [122] *Consider the evolution of a system plus environment due to a Hamiltonian  $\mathbf{H}$  with expansion Eq. (5.1). The OSR operators  $\mathbf{A}_i(t)$  corresponding to evolution due to  $\mathbf{H}$  are elements of the complex associative algebra  $\mathbf{A}$  generated by the  $\mathbf{S}_\alpha$  in Eq. (5.1) plus identity  $\mathbf{I}$ .*

Proof: The Taylor expansion of the full system-environment evolution operator is given by

$$\begin{aligned} \mathbf{U}(t) &= \sum_{n=0}^{\infty} \frac{(-it \sum_{\alpha=0}^A \mathbf{S}_\alpha \otimes \mathbf{B}_\alpha)^n}{n!} \\ &= \sum_{n=0}^{\infty} \frac{(-it)^n}{n!} \left[ \sum_{\alpha_1=0}^A \cdots \sum_{\alpha_n=0}^A (\mathbf{S}_{\alpha_1} \cdots \mathbf{S}_{\alpha_n}) \otimes (\mathbf{B}_{\alpha_1} \cdots \mathbf{B}_{\alpha_n}) \right]. \end{aligned} \quad (5.3)$$

A fixed basis form over the environment of the evolution operator can be obtained by expanding

$$\begin{aligned} \mathbf{B}_{\alpha_1} \cdots \mathbf{B}_{\alpha_n} &= \sum_{\alpha=0}^A b_\alpha(\alpha_1, \dots, \alpha_n) \mathbf{B}_\alpha \\ b_\alpha(\alpha_1, \dots, \alpha_n) &= \text{Tr} [\mathbf{B}_\alpha^\dagger (\mathbf{B}_{\alpha_1} \cdots \mathbf{B}_{\alpha_n})], \end{aligned} \quad (5.4)$$

such that

$$\mathbf{U}(t) = \sum_{n=0}^{\infty} \frac{(-it)^n}{n!} \left[ \sum_{\alpha_1=0}^A \cdots \sum_{\alpha_n=0}^A (\mathbf{S}_{\alpha_1} \cdots \mathbf{S}_{\alpha_n}) \otimes \left( \sum_{\alpha=0}^A b_\alpha(\alpha_1, \dots, \alpha_n) \mathbf{B}_\alpha \right) \right]. \quad (5.5)$$

Using the definition of the OSR operators, Eq. (2.11) we find that for an initial evolution of  $\rho_E(0) = \sum_\nu p_\nu |\nu\rangle\langle\nu|$

$$\begin{aligned} \mathbf{A}_{i=(\mu\nu)} &= \sqrt{p_\nu} \sum_{n=0}^{\infty} \frac{(-it)^n}{n!} \left[ \sum_{\alpha_1=0}^A \cdots \sum_{\alpha_n=0}^A (\mathbf{S}_{\alpha_1} \cdots \mathbf{S}_{\alpha_n}) \left( \sum_{\alpha=0}^A b_\alpha(\alpha_1, \dots, \alpha_n) \langle \mu | \mathbf{B}_\alpha | \nu \rangle \right) \right] \\ &= \sqrt{p_\nu} \sum_{n=0}^{\infty} \sum_{\alpha_1=0}^A \cdots \sum_{\alpha_n=0}^A \sum_{\alpha=0}^A \frac{(-it)^n}{n!} b_\alpha(\alpha_1, \dots, \alpha_n) B_{\alpha,\mu\nu} (\mathbf{S}_{\alpha_1} \cdots \mathbf{S}_{\alpha_n}), \end{aligned} \quad (5.6)$$

where  $B_{\alpha,\mu\nu} = \langle \mu | \mathbf{B}_\alpha | \nu \rangle$ . Thus we see that each OSR operator  $\mathbf{A}_i$  is a complex linear combination of products of the  $\mathbf{S}_\alpha$ 's plus identity  $\mathbf{I}$  for  $n = 0$ . Thus the  $\mathbf{A}_i$  are elements of the complex associative algebra  $\mathbf{A}$  generated by the  $\mathbf{S}_\alpha$  plus identity  $\mathbf{I}$  as claimed.

Suppose we are given a complex associative algebra  $\mathbf{A}$  generated by the elements  $\mathbf{S}_\alpha$  plus identity  $\mathbf{I}$ . Let  $\mathbf{F}_\beta^{\mathbf{A}}, \beta = 1 \dots B$  denote a complete basis for the operators in this algebra which has an identical span as the elements of  $\mathbf{A}$ . Then we can expand the elements of  $\mathbf{A}$  as

$$\begin{aligned} \mathbf{S}_{\alpha_1} \cdots \mathbf{S}_{\alpha_n} &= \sum_{\beta=1}^B s_\beta(\alpha_1, \dots, \alpha_n) \mathbf{F}_\beta^{\mathbf{A}} \\ s_\beta(\alpha_1, \dots, \alpha_n) &= \text{Tr} \left[ \mathbf{F}_\beta^{\mathbf{A}\dagger} (\mathbf{S}_{\alpha_1} \cdots \mathbf{S}_{\alpha_n}) \right]. \end{aligned} \quad (5.7)$$

Expanding Eq. (5.6) in terms of  $\mathbf{F}_\beta^{\mathbf{A}}$ ,

$$\begin{aligned} \mathbf{A}_{i=(\mu,\nu)} &= \sqrt{p_\nu} \sum_{n=0}^{\infty} \sum_{\alpha_1=0}^A \cdots \sum_{\alpha_n=0}^A \sum_{\alpha=0}^B \frac{(-it)^n}{n!} b_\alpha(\alpha_1, \dots, \alpha_n) B_{\alpha,\mu\nu} s_\beta(\alpha_1, \dots, \alpha_n) \mathbf{F}_\beta^{\mathbf{A}} \\ &= \sum_{\beta=0}^B a_\beta \mathbf{F}_\beta^{\mathbf{A}}, \end{aligned} \quad (5.8)$$

where

$$a_\beta = \sqrt{p_\nu} \sum_{n=0}^{\infty} \sum_{\alpha_1=0}^A \cdots \sum_{\alpha_n=0}^A \sum_{\alpha=0}^B \frac{(-it)^n}{n!} b_\alpha(\alpha_1, \dots, \alpha_n) B_{\alpha,\mu\nu} s_\beta(\alpha_1, \dots, \alpha_n). \quad (5.9)$$

For general initial environment initial conditions, we can use this expression to show that there are evolutions such that  $a_\beta$  is non-vanishing for some time  $t > 0$ . Consider the  $k$ th derivative of  $a_\beta$  with respect to time evaluated at  $t = 0$ ,

$$\left. \frac{\partial^k a_\beta(t)}{\partial t^k} \right|_{t=0} = \sqrt{p_\nu} \sum_{\alpha_1=0}^A \cdots \sum_{\alpha_n=0}^A \sum_{\alpha=0}^B \frac{(-i)^k}{k!} b_\alpha(\alpha_1, \dots, \alpha_k) B_{\alpha,\mu\nu} s_\beta(\alpha_1, \dots, \alpha_k). \quad (5.10)$$

For general environmental initial conditions, we can choose an initial environmental condition and basis  $|\mu\rangle$  such that  $\sqrt{p_\nu} B_{\alpha,\mu\nu} \neq 0$  for any  $\alpha$ . Further,  $b_\alpha(\alpha_1, \dots, \alpha_k) \neq 0$

for at least one  $\alpha$  for any  $\alpha_1, \dots, \alpha_n$ . Finally, because the  $\mathbf{F}_\beta^A$  have an identical span to the complex associative algebra generated by the  $\mathbf{S}_\alpha$  plus identity  $\mathbf{I}$ , there must exist a  $k$  and  $\alpha_1, \dots, \alpha_k$  such that  $s_\beta(\alpha_1, \dots, \alpha_k) \neq 0$ . Thus we have shown that  $a_\beta \neq 0$  for some  $t > 0$  for every  $\beta$ .

Together with Lemma 5.2.1 this implies an extremely important theorem in the study of decoherence. Let us first define the OSR algebra

**Definition 5.2.2** (OSR algebra) *The OSR algebra is the complex associative algebra generated by (i) the  $\mathbf{S}_\alpha$  operators in the expansion of a system-environment Hamiltonian  $\mathbf{H} = \sum_{\alpha=0}^A \mathbf{S}_\alpha \otimes \mathbf{B}_\alpha$  where the  $\mathbf{B}_\alpha$  are linearly independent operators and (ii) the identity  $\mathbf{I}$ .*

**Theorem 5.2.1** (Fundamental algebraic theorem of decoherence) [122] *Suppose a system and environment evolve according to the Hamiltonian  $\mathbf{H} = \sum_{\alpha=0}^A \mathbf{S}_\alpha \otimes \mathbf{B}_\alpha$  where the  $\mathbf{B}_\alpha$  are linearly independent. The OSR evolution operators  $\mathbf{A}_i(t)$  are in the OSR algebra and the span of the  $\mathbf{A}_i(t)$  for generic environment initial conditions is identical to the OSR algebra.*

The significance of this theorem is that it reduces the study of system evolution with generic environment initial conditions to the study of the algebraic structure of the corresponding OSR algebra. Thus if one wishes to understand the effects and OSR operator can have, it is enough to examine the span of the system operators of a system-environment expansion of the Hamiltonian. It provides an iff connection between the OSR operators and the OSR algebra under generic environmental initial conditions.

### 5.3 Decoherence-free subspaces

In the example from the first section of this chapter we saw that information could be protected from an environment via a suitable encoding of the information. In this section we present the first discovered and simplest condition under which similar protection can be endowed to a quantum system.

Consider a system  $S$  with Hilbert space  $\mathcal{H}_S$  which evolves according to some joint Hamiltonian  $\mathbf{H} = \sum_{\alpha=0}^A \mathbf{S}_\alpha \otimes \mathbf{B}_\alpha$  with linearly independent environment operators  $\mathbf{B}_\alpha$ . Corresponding to this evolution and given an environmental initial condition there are a set of OSR operators  $\mathbf{A}_i(t)$  for the evolution of the system. We say that a system density matrix  $\rho_S$  is *invariant* under the OSR operators  $\mathbf{A}_i(t)$  if

$$\sum_i \mathbf{A}_i(t) \rho_S \mathbf{A}_i^\dagger(t) = \rho_S. \quad (5.11)$$

Clearly an invariant density matrix does not evolve even though the system and environment may have some non-trivial coupling.



**Definition 5.3.1** (Decoherence-free subspace) *A subspace  $\mathcal{S}$  of a system's Hilbert space  $\mathcal{H}_S$  is called a decoherence-free subspace (DFS) with respect to a system-environment coupling if every pure state from this subspace is invariant under the corresponding OSR evolution for any possible environment initial condition:*

$$\sum_i \mathbf{A}_i(t)|j\rangle\langle j|\mathbf{A}_i^\dagger(t) = |j\rangle\langle j|, \quad \forall |j\rangle \in \mathcal{S} \quad \text{and} \quad \forall \rho_E(0). \quad (5.12)$$

A decoherence-free subspace is a perfect quantum memory. The fungible nature of quantum information tells us that quantum information encoded into a subspace has the same fundamental value as any other representation of quantum information. Thus while the fundamental value of the quantum information is unchanged by encoding into a DFS, an important property of the way in which this information interacts with its environment is changed by encoding into a DFS.

While we have defined a DFS in terms of invariant pure states, mixed states fall nicely within the protection of a DFS as well. In particular a mixed state which has support only over a the pure states of a DFS will be also be invariant and hence protected from decoherence.

### 5.3.1 Decoherence-free subspace condition

Let us describe a necessary and sufficient condition for the existence of a DFS given a specific system-environment coupling as in Eq. (5.1).

**Theorem 5.3.1** (Decoherence-free subspace Hamiltonian criteria)[216] *A subspace  $\mathcal{S}$  is a DFS iff the system operators  $\mathbf{S}_\alpha$  act proportional to identity on the subspace:*

$$\mathbf{S}_\alpha|j\rangle = c_\alpha|j\rangle \quad \forall |j\rangle \in \mathcal{S}. \quad (5.13)$$

Proof: First we prove sufficiency. Suppose  $\mathbf{S}_\alpha|j\rangle = c_\alpha|j\rangle$ . Due to the fundamental algebraic theorem of decoherence, all OSR operators are elements of the complex associative algebra generated by  $\mathbf{S}_\alpha$ . Thus

$$\mathbf{A}_i(t)|j\rangle = c_i(t)|j\rangle, \quad (5.14)$$

where  $c_i$  is some complex constant which is a complex combination of the  $c_\alpha$ 's. Therefore

$$\sum_i \mathbf{A}_i(t)|j\rangle\langle j|\mathbf{A}_i^\dagger(t) = \sum_i |c_i(t)|^2|j\rangle\langle j|. \quad (5.15)$$

The normalization condition  $\sum_i \mathbf{A}_i^\dagger(t)\mathbf{A}_i(t) = \mathbf{I}$  implies  $\sum_i |c_i(t)|^2 = 1$ . Thus if  $\mathbf{S}_\alpha|j\rangle = c_\alpha|j\rangle$  for all  $|j\rangle$  in a subspace  $\mathcal{S}$ , the  $\mathcal{S}$  is a DFS. Next we prove necessity. For every  $\mathbf{A}_i(t)$  acting on a state  $|j\rangle$ , we can separate the resulting state into a component which is along  $|j\rangle$  and a component which is perpendicular to  $|j\rangle$ ,  $|j_\perp(i)\rangle$  which depends on  $\mathbf{A}_i(t)$ :

$$\mathbf{A}_i(t)|j\rangle = a_i(t)|j\rangle + b_i(t)|j_\perp(i)\rangle. \quad (5.16)$$

The invariant condition on  $|j\rangle$ , Eq. (5.11)

$$\sum_i (a_i(t)|j\rangle + b_i(t)|j_\perp(i)\rangle) (\langle j|a_i^*(t) + \langle j_\perp(i)|b_i^*(t)) = |j\rangle\langle j|, \quad (5.17)$$

or

$$\sum_i |a_i(t)|^2 = 1. \quad (5.18)$$

The OSR normalization condition  $\sum_i \mathbf{A}_i^\dagger(t)\mathbf{A}_i(t) = \mathbf{I}$  implies

$$\sum_i |a_i(t)|^2 + |b_i(t)|^2 = 1. \quad (5.19)$$

Thus  $\sum_i |b_i(t)|^2 = 0$  which implies  $b_i(t) = 0$  for all  $i$  and  $t$ . Thus we see that  $\mathbf{A}_i(t)|j\rangle = a_i(t)|j\rangle$ . We can now invoke the fundamental algebraic theorem of decoherence. The span of the  $\mathbf{A}_i(t)$  for generic environmental initial conditions is identical to the complex associative algebra generated by the  $\mathbf{S}_\alpha$ . Thus  $\mathbf{A}_i(t)|j\rangle = a_i(t)|j\rangle$  implies  $\mathbf{S}_\alpha|j\rangle = c_\alpha|j\rangle$ .

We have seen how the condition Eq. (5.13) is an iff condition for the existence of a DFS. Stated succinctly, a DFS is the degenerate common eigenspace of the  $\mathbf{S}_\alpha$  system operators. Perhaps the most important aspect of the DFS criteria is to notice how degeneracy is essential to the definition. A system-environment coupling which is degenerate cannot distinguish between the degenerate states.

### 5.3.2 Example decoherence-free subspace

Let us examine a particularly simple example of decoherence-free subspace. Suppose two qubits are coupled to a harmonic oscillator environment via the Hamiltonian

$$\mathbf{H} = g(\boldsymbol{\sigma}_z \otimes \mathbf{I} + \mathbf{I} \otimes \boldsymbol{\sigma}_z) \otimes (\mathbf{a} + \mathbf{a}^\dagger), \quad (5.20)$$

where  $\mathbf{a}$  ( $\mathbf{a}^\dagger$ ) is the destruction (creation) operator for the harmonic oscillator. The OSR algebra is then the complex associative algebra generated by the operators  $\mathbf{I}$  and  $(\boldsymbol{\sigma}_z \otimes \mathbf{I} + \mathbf{I} \otimes \boldsymbol{\sigma}_z)$ . The second of these operators has eigenstates  $|00\rangle$ ,  $|01\rangle$ ,  $|10\rangle$ ,  $|11\rangle$  with eigenvalues 2, 0, 0, and  $-2$  respectively. Thus there is a subspaces spanned by  $|01\rangle$  and  $|10\rangle$  which satisfies the DFS condition Eq. (5.13). We can now directly see how superpositions of these two basis states do not decohere

$$\exp[-i\mathbf{H}t] (\alpha|01\rangle + \beta|10\rangle) \otimes |\psi_{env}\rangle = (\alpha|01\rangle + \beta|10\rangle) \otimes |\psi_{env}\rangle, \quad (5.21)$$

because  $\boldsymbol{\sigma}_z \otimes \mathbf{I} + \mathbf{I} \otimes \boldsymbol{\sigma}_z$  annihilates each basis state  $|01\rangle$  and  $|10\rangle$ . In general the Hamiltonian operator will not annihilate the states, but will act as a constant on the states. This implies that a global phase to the subspace will be applied. However a global phase does not cause decoherence on the system.

### 5.3.3 System Hamiltonian and the DFS

We have defined a decoherence-free subspace as a subspace for which the OSR evolution produces no evolution of the quantum information stored in the subspace. Clearly such a subspace would be useless for quantum *computation* because the information stored in the subspace does not evolve!

A system-environment Hamiltonian can be expanded as  $\mathbf{H} = \mathbf{H}_S \otimes \mathbf{I} + \mathbf{I} \otimes \mathbf{H}_E + \mathbf{H}_{SE}$  where all of the nontrivial coupling between the system and the environment is included in the  $\mathbf{H}_{SE}$  term. For time independent Hamiltonians, all of the decoherence for general environmental initial conditions comes from the  $\mathbf{H}_{SE}$  coupling. Thus the decoherence-free subspace condition should be applied to an expansion of the  $\mathbf{H}_{SE}$ . The unitary evolution will then be due to  $\mathbf{H}_S$ . This evolution should *preserve* the DFS. By this we mean that the evolution due to  $\mathbf{H}_S$  should not take states with support over the subspace to states with support outside of the subspace.

**Definition 5.3.2** (Subspace preserving Hamiltonian) *A Hamiltonian  $\mathbf{H}$  preserves a subspace  $\mathcal{S}$  if the spectral decomposition of the Hamiltonian  $\mathbf{H} = \sum_i h_i |i\rangle\langle i|$  can be expanded such that the states  $|i\rangle$  which are entirely within the subspace  $\mathcal{S}$  or entirely outside of the subspace  $\mathcal{S}$ .*

Notice that because the spectral decomposition is not unique when there is a degeneracy of the system Hamiltonian, the subspace preserving condition must be defined in terms of *if* the spectral decomposition can be made *such that* the subspace is preserved.

If a system Hamiltonian  $\mathbf{H}_S$  preserves a subspace and that subspace is a DFS with respect to the system-environment coupling  $\mathbf{H}_{SE}$ , then the evolution of the DFS will be entirely unitary. We will refer to a DFS which evolves unitarily by the term DFS unless a distinction is needed and then we will refer to a unitarily evolving DFS.

Another way in which the presence of a system Hamiltonian can be dealt with is to work in the interaction picture. In the interaction picture, the evolution of a system due to the Hamiltonian  $\mathbf{H} = \mathbf{H}_0 + \mathbf{V}$  is recast into examining the evolution of  $\tilde{\rho}(t) = \mathbf{U}_0^\dagger(t)\rho(t)\mathbf{U}_0(t)$  where  $\mathbf{U}_0(t) = \exp[-i\mathbf{H}_0 t]$ . The evolution of  $\tilde{\rho}(t)$  is given Schrödinger equation evolution under the interaction Hamiltonian  $\tilde{\mathbf{V}}(t) = \mathbf{U}_0^\dagger(t)\mathbf{V}\mathbf{U}_0(t)$ . If  $\mathbf{H}_0$  consists only of separate system and environment evolution (i.e. no system-environment coupling) then a state  $|\psi\rangle$  which is invariant with respect to  $\tilde{\mathbf{V}}(t)$  will evolve unitarily. To see this simply note that if a state is invariant in the interaction picture, then  $\tilde{\rho}(t) = |\psi\rangle\langle\psi| \Rightarrow \rho(t) = \mathbf{U}_0^S(t)|\psi\rangle\langle\psi|\mathbf{U}_0^S(t)^\dagger$  where  $\mathbf{U}_0^S(t)$  represents the system evolution operator alone.

### 5.3.4 Decoherence-free subspaces and quantum error correction

The theory of quantum error correction (see, for example, [120, 96, 153]) provides a method of preserving quantum coherence by actively manipulating the quantum information. In this theory, one can show that certain encodings of quantum information can be arranged such that certain error processes can be detected and corrected on this encoding without destroying the coherence between the encoded quantum information. Suppose  $\mathbf{E}_\alpha$  are a set of *error operators* which act on a given system. These errors are usually taken from an expansion of the OSR algebra, but are not necessarily a complete basis for the OSR algebra. These errors usually represent “the largest” component of the OSR operators often on some short time expansion of the OSR operators.

A necessary and sufficient condition for there to exist a subspace which can detect and correct these errors is given by [21, 120]

$$\langle i | \mathbf{E}_\alpha^\dagger \mathbf{E}_\beta | j \rangle = C_{\alpha\beta} \delta_{ij}, \quad (5.22)$$

for the basis states  $|i\rangle$  and  $|j\rangle$  in the subspace and for all errors  $\mathbf{E}_\alpha$  and  $\mathbf{E}_\beta$ . The intuition behind this criteria is that the errors should take the basis states to distinguishable subspaces so that these errors can be diagnosed and then corrected.

How do DF subspaces fit in with the theory of quantum error correction? If we identify the error operators  $\mathbf{E}_\alpha$  with the OSR algebra, then the DF subspace characterizing Theorem 5.3.1, implies that a DF subspace necessarily satisfies the condition

$$\langle i | \mathbf{E}_\alpha^\dagger \mathbf{E}_\beta | j \rangle = c_\alpha^* c_\beta \delta_{ij}, \quad (5.23)$$

where  $|i\rangle$  and  $|j\rangle$  are both in the DF subspace. Since  $c_\alpha^* c_\beta$  is a rank one matrix, it is possible to choose a basis for the error operators  $\mathbf{E}_\alpha$  such that  $\langle i | \tilde{\mathbf{E}}_\alpha^\dagger \mathbf{E}_\beta | j \rangle = c \delta_{ij}$ . In the theory of quantum error correcting codes, the rank of the  $C_{\alpha\beta}$  matrix in Eq. (5.22) is known as the degeneracy of the code[96]. Thus we are lead to the characterization[135, 75]

**Lemma 5.3.1** *A decoherence free subspace  $\mathcal{S}$  from some OSR algebra is a fully degenerate quantum error correcting code for all elements of the OSR algebra.*

For more discussion of the relationship between quantum error correction and decoherence-free subspaces the reader is referred to [135, 75].

## 5.4 Decoherence-free subsystems

In the previous section we have seen how information can be encoded into a subspace of the system’s Hilbert space such that the information does not decohere. For

constructing a quantum computer, however, this condition is not the most general condition under which quantum information can be stored in a decoherence-free manner. The basic reason for this is that quantum information is stored most generally in subsystems and not necessarily subspaces.

To define a decoherence-free subsystem, we must first define an operation which we will call the subsystem trace operator.

**Definition 5.4.1** *Suppose a Hilbert space  $\mathcal{H}$  has a general subsystem structure  $\mathcal{H} = \bigoplus_{j=1}^p \left( \bigotimes_{i=1}^{n_p} \mathcal{H}_{ij} \right)$ . Let  $|k^{(j)}\rangle$  denote a basis for the subspace defined by  $j$  in this expansion.  $|k^{(j)}\rangle$  is in the Hilbert space  $\bigotimes_{i=1}^{n_p} \mathcal{H}_{ij}$  and a basis over this tensor product structure is given by  $|k_1^{(j)}\rangle \otimes |k_2^{(j)}\rangle \otimes \cdots \otimes |k_{n_j}^{(j)}\rangle$ . We define the subsystem trace operator over the subsystem  $\mathcal{H}_{ij}$  as*

$$\text{Tr}_{ij} [\mathbf{O}] = \sum_{k_i^{(j)}} \langle k_i^{(j)} | \mathbf{O} | k_i^{(j)} \rangle. \quad (5.24)$$

We say that information  $\rho_I$  has been encoded into a subsystem  $\mathcal{H}_{ij}$  when the density matrix of the full Hilbert space  $\rho$  satisfies

$$\text{Tr}_{1j} [\cdots \text{Tr}_{(i-1)j} [\text{Tr}_{(i+1)j} [\cdots \text{Tr}_{n_j j} [\rho] \cdots]] \cdots] = \rho_I. \quad (5.25)$$

Let us define the above operator as the  $ij$  subsystem extractor,

$$\Upsilon_{ij} [\mathbf{O}] = \text{Tr}_{1j} [\cdots \text{Tr}_{(i-1)j} [\text{Tr}_{(i+1)j} [\cdots \text{Tr}_{n_j j} [\mathbf{O}] \cdots]] \cdots]. \quad (5.26)$$

This allows us to define what it means to be decoherence-free when information is encoded into a subsystem.

**Definition 5.4.2** (Decoherence-free subsystem (DFS)) *Given a system Hilbert space with a general subsystem decomposition  $\mathcal{H} = \bigoplus_{j=1}^p \left( \bigotimes_{i=1}^{n_p} \mathcal{H}_{ij} \right)$ . A subsystem  $\mathcal{H}_{ij}$  is said to be a decoherence-free subsystem (DFS) with respect to a system-environment coupling if every pure state encoded into this subsystem is invariant with respect to this subsystem under the corresponding OSR evolution for any possible environment initial condition. If  $\rho_\phi$  denotes the situation where the pure state  $|\phi\rangle$  has been encoded in the  $\mathcal{H}_{ij}$  subsystem, then this condition is equivalent to*

$$\Upsilon_{ij} \left[ \sum_k \mathbf{A}_k(t) \rho_\phi \mathbf{A}_k^\dagger(t) \right] = |\phi\rangle \langle \phi|. \quad (5.27)$$

We use the abbreviation DFS for both decoherence-free subspaces and decoherence-free subsystems. We can see from the above definition of a decoherence-free subsystem, decoherence-free subspaces are examples of decoherence-free subsystems. In particular decoherence-free subspaces occur when the matrix algebra  $\mathbf{M}_{d_J}$  is one dimensional  $d_J = 1$  and hence all of the operators act as a constant on a subspace.

Unless we need to distinguish between the subsystem and subspace definitions, we will refer to both as DFSs.

What is the difference between storing information in a subspace and storing information in a subsystem? This question often leads to confusion, so let us address this by examining an illuminating example. Consider encoding a single qubit of information into a two qubit system. One particular way to encode a qubit into the four dimensional Hilbert space of two qubits is to encode the information into a subspace spanned by two orthogonal states. Thus for instance we can encode the information of a qubit  $\alpha|0\rangle + \beta|1\rangle$  as  $\alpha|01\rangle + \beta|10\rangle$ :

$$\alpha|0\rangle + \beta|1\rangle \rightarrow \alpha|01\rangle + \beta|10\rangle. \quad (5.28)$$

We then say that the information has been encoded into a subspace of the two qubit Hilbert space. Suppose we simply encode the information into the first qubit of the two qubits. It doesn't matter, then, what the state of the second qubit is

$$\alpha|0\rangle + \beta|1\rangle \rightarrow (\alpha|0\rangle + \beta|1\rangle) \otimes |\phi\rangle. \quad (5.29)$$

Notice that this map is a one-to-many mapping from the quantum information in one qubit to a two qubit Hilbert space. For a particular mapping to a  $|\phi\rangle$ , the mapping is the same as the mapping from a qubit to a subspace of the two qubit Hilbert space.

### 5.4.1 Representation theory for the OSR algebra

*“The universe is an enormous direct product of representations of symmetry groups.”*

–Steve Weinberg (as quoted in [89])

We now present a theorem which exactly delineates where quantum information can be stored decoherence-free in a quantum system. First we note that the OSR algebra is a  $\dagger$ -closed algebra. A  $\dagger$ -closed algebra is an algebra that satisfies the requirement that if  $\mathbf{S}$  is the algebra, then  $\mathbf{S}^\dagger$  is also in the algebra. For the OSR algebra, this follows from the hermiticity of the system-environment Hamiltonian.

The theorem we want is a basic theorem from representation theory of complex associative algebras which are  $\dagger$ -closed (see, for example, [131])

**Theorem 5.4.1** (Basic representation theorem of  $\dagger$ -closed complex associative algebras) *Let  $\mathbf{A}$  be a complex associate algebra which is  $\dagger$ -closed acting on a Hilbert space  $\mathcal{H}$  and which contains the identity operator. In general  $\mathbf{A}$  will be a reducible subalgebra of the full algebra over  $\mathcal{H}$ . In particular the algebra  $\mathbf{A}$  is isomorphic to a direct sum of full matrix algebras*

$$\mathbf{A} \cong \bigoplus_{J \in \mathcal{J}} \mathbf{I}_{n_J} \otimes \mathbf{M}_{d_J}. \quad (5.30)$$

Here  $\mathbf{I}_d$  is the  $d$  dimensional identity algebra (which just consists of the  $d$  dimensional identity operator) and  $\mathbf{M}_d$  is the  $d$  dimensional complex associative algebra corresponding to all general linear operators on the  $d$  dimensional space.

$\mathcal{J}$  is a set describing the different irreducible representations and  $n_J$  is referred to as the degeneracy of the  $J$ th irreducible representation (irrep). This theorem implies that there is a basis such that the operation of every operator  $\mathbf{S}$  in a  $\dagger$ -closed complex associative algebra acts on the Hilbert space as

$$\mathbf{S} = \bigoplus_{J \in \mathcal{J}} \mathbf{I}_{n_J} \otimes \mathbf{S}_{d_J}, \quad (5.31)$$

where  $\mathbf{S}_{d_J}$  is a  $d_J$  dimensional operator and  $\mathbf{I}_{n_J}$  is the  $n_J$  dimensional identity operator. Because  $\mathbf{M}_d$  is the  $d$  dimensional complex associative algebra corresponding to all general linear operators on a  $d$  dimensional space, the  $\mathbf{S}_{d_J}$  span the entire space of  $d_J$  dimensional operators.

Corresponding to the decomposition in Eq. (5.31) we can construct a basis which will simplify our notation considerably. Let  $|J, \lambda, m\rangle$  denote the basis where  $J$  labels the subspace of the irrep,  $\lambda$  labels the degenerate component of the decomposition and  $m$  labels the component of the composition which is acted upon non-trivially by the irrep. This basis implies that the decomposition Eq. (5.31) can be written as

$$\mathbf{S} = \sum_{J \in \mathcal{J}} \sum_{\lambda, \lambda'=1}^{n_J} \sum_{m, m'=1}^{d_J} S_{m, m'} |J, \lambda, m\rangle \langle J, \lambda', m'|. \quad (5.32)$$

Another useful operator to define is the operator which performs the subsystem trace over the matrix algebra component of a given irrep. Define

$$\Upsilon_J [\mathbf{O}] = \sum_m \langle J, m | \mathbf{O} | J, m \rangle, \quad (5.33)$$

where we implicitly use the subsystem structure for a given  $J$ ,  $|J, \lambda, m\rangle = |J, m\rangle \otimes |m\rangle$  in this sum.

The basic representation theorem of complex associative  $\dagger$ -closed algebras describes a subsystem structure which we previously identified as a subspace tensor product structure. Given a  $J \in \mathcal{J}$  for an algebra  $\mathbf{A}$  there is a subspace over which the operators act. One manner in which quantum information can be encoded with respect to the algebra  $\mathbf{A}$  is to encode the information into the subspace for a given  $J$ . Information encoded in this manner is acted upon non-trivially by the operators in the algebra  $\mathbf{A}$ . Over the subspace for a given  $J$ , there is a two-fold tensor product structure. Information which is encoded into the subspace corresponding to a particular  $J$  can then be encoded such that it respects this tensor product structure. Thus information in the subspace can be encoded into the degenerate degrees of freedom corresponding to the  $\mathbf{I}_{n_J}$  algebra or the information can be encoded into the degrees

of freedom corresponding to the  $\mathbf{M}_{d_J}$  algebra. We say that information has been encoded into the degeneracy of the  $J$ th irrep if that information has support only over the degrees of freedom of the  $\mathbf{I}_{n_J}$  algebra. Notice that because we are encoding into a subsystem, for a given  $J$  information which is encoded into the degeneracy will be accompanied by information encoded into the degrees of freedom of the  $\mathbf{M}_{d_J}$  algebra.

### 5.4.2 Decoherence-free subsystem condition

The basic representation theorem of complex associative algebras combined with the fundamental algebraic theorem of decoherence together form an excellent iff description of decoherence on a quantum system. Given an OSR algebra generated by the system operators  $\mathbf{S}_\alpha$ , we can decompose this algebra as in Eq. (5.31). This in turn implies that we can represent the OSR operators as

$$\mathbf{A}_i(t) = \bigoplus_{J \in \mathcal{J}} \mathbf{I}_{n_J} \otimes (\mathbf{A}_{d_J})_i(t), \quad (5.34)$$

where  $(\mathbf{A}_{d_J})_i(t)$  are  $d_J$  dimensional OSR operators. The span of the  $(\mathbf{A}_{d_J})_i(t)$  are the entire space of all  $d_J$  linear operators and the  $(\mathbf{A}_{d_J})_i(t)$  are themselves valid OSR operators which satisfy the completeness relation  $\sum_i (\mathbf{A}_{d_J})_i^\dagger(t) (\mathbf{A}_{d_J})_i(t) = \mathbf{I}_{d_J}$ .

**Theorem 5.4.2** (Decoherence-free subsystem Hamiltonian criteria) [122] *A subsystem is a decoherence-free subsystem iff this subsystem is encoded in the degeneracy of single irrep  $\bar{J}$  from the OSR algebra  $\mathbf{A} \cong \bigoplus_{J \in \mathcal{J}} \mathbf{I}_{n_J} \otimes \mathbf{M}_{d_J}$ .*

Proof: First, sufficiency. Suppose that the pure state  $|j\rangle$  is encoded into the degeneracy of a single irrep  $\bar{J}$  of the OSR algebra  $\mathbf{A} \cong \bigoplus_{J \in \mathcal{J}} \mathbf{I}_{n_J} \otimes \mathbf{M}_{d_J}$ . This means that

$$\rho = \bigoplus_{J \in \mathcal{J}} \begin{cases} \mathbf{0}_{n_J} \otimes \mathbf{0}_{d_J} & \text{if } J \neq \bar{J} \\ |j\rangle\langle j| \otimes \rho_{d_{\bar{J}}} & \text{if } J = \bar{J} \end{cases} \quad (5.35)$$

where  $\rho_{d_{\bar{J}}}$  is any arbitrary  $d_{\bar{J}}$  dimensional density matrix and  $\mathbf{0}_d$  is the  $d$  dimensional zero matrix. We will represent this state as

$$\rho = |j\rangle\langle j| \otimes \rho_{d_{\bar{J}}}, \quad (5.36)$$

where the support of the density matrix is taken to be only over the  $\bar{J}$  irrep. The OSR operators then act on the this states as

$$\begin{aligned} \sum_i \mathbf{A}_i(t) \rho \mathbf{A}_i^\dagger(t) &= \sum_i \mathbf{I}_{n_{\bar{J}}} \otimes (\mathbf{A}_{d_{\bar{J}}})_i(t) (|j\rangle\langle j| \otimes \rho_{d_{\bar{J}}}) \mathbf{I}_{n_{\bar{J}}} \otimes (\mathbf{A}_{d_{\bar{J}}})_i^\dagger(t) \\ &= |j\rangle\langle j| \otimes \sum_i (\mathbf{A}_{d_{\bar{J}}})_i(t) \rho_{d_{\bar{J}}} (\mathbf{A}_{d_{\bar{J}}})_i^\dagger(t). \end{aligned} \quad (5.37)$$



Thus we see that the pure state  $|j\rangle$  encoded into the degeneracy of the algebra is invariant with respect to the subsystem. Next we prove necessity. Notice that the decoherence-free subsystem can be thought of as a decoherence-free subspace after a certain subsystem reduction has been performed. We can thus use the necessary component of the decoherence-free subspace condition after we trace over the appropriate subsystem. Suppose the information was encoded into a subsystem which does not correspond to the degeneracy of a given irrep  $J$  in Eq. (5.34). This information will not be acted upon proportional to identity because (i) a component of the information is encoded into the  $M_{d_J}$  algebras, (ii) a component of the information is encoded into different irreps labeled by  $J$ , or (iii) both (i) and (ii). In case (i), the information will be acted upon nontrivially over the subsystem because the  $M_{d_J}$  are the full matrix algebra over such a space. In case (ii), the information will be acted upon by differing algebras. This allows for differing global factors between the OSR operators. Finally, in case (iii) the information is infected by both of these problems. The decoherence-free subspace iff condition then implies that the information must be encoded into the degeneracy of the a single irrep of the OSR algebra.

### 5.4.3 The commutant of the OSR algebra and DFSs

Given an OSR algebra  $A$ , how does one know whether there is a degeneracy over which information can be encoded in a degenerate manner? The easiest way to examine this question is to examine the *commutant* of the OSR algebra. The commutant of an algebra  $A$  is denoted by  $A'$  and is the set of all operators which commute with *all* of the elements of  $A$ . The commutant of the commutant of an algebra is itself the algebra  $(A')' = A$ . If the algebra  $A$  is reducible to the form

$$A \cong \bigoplus_{J \in \mathcal{J}} I_{n_J} \otimes M_{d_J}, \quad (5.38)$$

as in Eq. (5.30), then the commutant of the algebra is reducible to the form

$$A' \cong \bigoplus_{J \in \mathcal{J}} M_{n_J} \otimes I_{d_J}. \quad (5.39)$$

Thus the existence of a non-trivial commutant of the OSR algebra implies the existence of a DFS for the OSR algebra.

### 5.4.4 Example decoherence-free subsystem

Here we consider a simple example of a decoherence-free subsystem. This example is not motivated physically (we will return to physically motivated examples later) but serves as a good illustration of a decoherence-free subsystem. Consider a three qubit system coupled to a bath via the Hamiltonian

$$\mathbf{H} = \sigma_x \otimes \sigma_x \otimes \sigma_x \otimes \mathbf{B}_x + \sigma_z \otimes \sigma_z \otimes \sigma_z \otimes \mathbf{B}_z, \quad (5.40)$$

where  $\mathbf{B}_\alpha$  are linearly independent bath operators. The OSR algebra  $\mathbf{A}$  for this Hamiltonian is generated by the set of operators  $\{\mathbf{I}, \sigma_x \otimes \sigma_x \otimes \sigma_x, \sigma_z \otimes \sigma_z \otimes \sigma_z\}$ . Closing this algebra  $\mathbf{A}$  we see that the OSR algebra  $\mathbf{A}$  is spanned by the operators  $\{\mathbf{I}, \sigma_x \otimes \sigma_x \otimes \sigma_x, \sigma_y \otimes \sigma_y \otimes \sigma_y, \sigma_z \otimes \sigma_z \otimes \sigma_z\}$ .

A complete set of commuting observables for the three qubit system is given by the operators  $\mathbf{Z}_{12} = \sigma_z \otimes \sigma_z \otimes \mathbf{I}$ ,  $\mathbf{Z}_{23} = \mathbf{I} \otimes \sigma_z \otimes \sigma_z$ , and  $\mathbf{Z}_{123} = \sigma_z \otimes \sigma_z \otimes \sigma_z$ . Define the basis labeled by the eigenvalues of these operators via  $|z_{12}, z_{23}, z_{123}\rangle$ . Expressing these basis states in terms of the standard computational basis we find that

$$\begin{aligned} | + 1, + 1, + 1 \rangle &= |000\rangle, & | + 1, + 1, - 1 \rangle &= |111\rangle, & | + 1, - 1, + 1 \rangle &= |110\rangle, \\ | + 1, - 1, - 1 \rangle &= |001\rangle, & | - 1, + 1, + 1 \rangle &= |011\rangle, & | - 1, + 1, - 1 \rangle &= |100\rangle \\ | - 1, - 1, + 1 \rangle &= |101\rangle, & | - 1, - 1, - 1 \rangle &= |010\rangle. \end{aligned} \quad (5.41)$$

Next notice how the operators in the OSR algebra  $\mathbf{A}$  only affect the  $z_{123}$  index:

$$\begin{aligned} \sigma_z \otimes \sigma_z \otimes \sigma_z |z_{12}, z_{23}, z_{123}\rangle &= z_{123} |z_{12}, z_{23}, z_{123}\rangle \\ \sigma_x \otimes \sigma_x \otimes \sigma_x |z_{12}, z_{23}, z_{123}\rangle &= |z_{12}, z_{23}, -z_{123}\rangle \\ \sigma_y \otimes \sigma_y \otimes \sigma_y |z_{12}, z_{23}, z_{123}\rangle &= -iz_{123} |z_{12}, z_{23}, -z_{123}\rangle, \end{aligned} \quad (5.42)$$

i.e. we could have written this such that only the  $z_{123}$  subsystem is affected

$$\sigma_\alpha \otimes \sigma_\alpha \otimes \sigma_\alpha |z_{12}, z_{23}, z_{123}\rangle = |z_{12}, z_{23}\rangle \otimes \mathbf{O}_\alpha |z_{123}\rangle. \quad (5.43)$$

Thus two qubits of information can be stored in  $z_{12}$  and  $z_{23}$  which will not decohere under the coupling Hamiltonian Eq. (5.40). Notice how the OSR algebra can and does affect the  $z_{123}$  quantum number, but this coupling does not destroy the information in the quantum numbers  $z_{12}$  and  $z_{23}$ . This is the essential component of a decoherence-free subsystem which differs from a decoherence-free subspace. In the subspace case, the information in an subspace does not evolve while in the subsystem case, degrees of freedom other than those of the subsystem evolve. In terms of the OSR algebra  $\mathbf{A}$  we see that the algebra is reducible to the form

$$\mathbf{A} \cong \mathbf{I}_4 \otimes \mathbf{M}_2. \quad (5.44)$$

We also could have seen that information can be encoded into a DFS by examining the commutant of the OSR algebra. The commutant of the OSR algebra is generated by the operators  $\{\sigma_z \otimes \sigma_z \otimes \mathbf{I}, \mathbf{I} \otimes \sigma_z \otimes \sigma_z, \sigma_x \otimes \sigma_x \otimes \mathbf{I}, \mathbf{I} \otimes \sigma_x \otimes \sigma_x\}$ . The algebra generated this set of operators is a two-fold degenerate 4 dimensional matrix algebra:

$$\mathbf{A}' \cong \mathbf{M}_4 \otimes \mathbf{I}_2. \quad (5.45)$$

## 5.5 Master equation decoherence-free conditions

We recall that the diagonal form of the semigroup master equation (SME) is given by

$$\frac{\partial \rho(t)}{\partial t} = -i[\mathbf{H}, \rho(t)] + \frac{1}{2} \sum_{\alpha \neq 0} \left( [\mathbf{L}_\alpha \rho(t), \mathbf{L}_\alpha^\dagger] + [\mathbf{L}_\alpha, \rho(t) \mathbf{L}_\alpha^\dagger] \right), \quad (5.46)$$

where the  $\mathbf{L}_\alpha$  are the Lindblad operators. Here we present conditions for decoherence-free evolution for the SME. We will ignore the evolution due to the system Hamiltonian (see Section 5.3.3),  $\mathbf{H} = 0$ .

**Theorem 5.5.1** (Decoherence-free subspace master equation criteria)[211, 137] *A subspace  $\mathcal{S}$  of the system Hilbert space  $\mathcal{H}_S$  is a decoherence-free subspace when evolving due to a semigroup master equation iff the Lindblad operators all satisfy  $\mathbf{L}_\alpha |j\rangle = c_\alpha |j\rangle$  for every  $|j\rangle \in \mathcal{S}$ .*

Proof: Sufficiency follows via the fact that if  $\mathbf{L}_\alpha |j\rangle = |j\rangle$ , then  $[\mathbf{L}_\alpha, |j\rangle\langle j|] = 0$ . Thus if the initial state is  $|j\rangle\langle j|$ , then the decoherence term vanishes:

$$\frac{1}{2} \sum_{\alpha \neq 0} \left( [\mathbf{L}_\alpha |j\rangle\langle j|, \mathbf{L}_\alpha^\dagger] + [\mathbf{L}_\alpha, |j\rangle\langle j| \mathbf{L}_\alpha^\dagger] \right) = 0. \quad (5.47)$$

Thus  $\frac{\partial \rho(t)}{\partial t} = 0$  and the state is a DFS. To show the necessity of this condition, note that  $\frac{\partial \rho(t)}{\partial t} = 0$  implies that

$$\sum_{\alpha \neq 0} \left( |\langle j | \mathbf{L}_\alpha | j \rangle|^2 - \langle j | \mathbf{L}_\alpha^\dagger \mathbf{L}_\alpha | j \rangle \right) = 0. \quad (5.48)$$

If each  $\mathbf{L}_\alpha$  acts on the states  $|j\rangle$  as  $\mathbf{L}_\alpha = a_\alpha |j\rangle + b_\alpha |j_\perp(\alpha)\rangle$ , then this implies

$$\sum_{\alpha \neq 0} |b_\alpha|^2 = 0, \quad (5.49)$$

and hence each  $b_\alpha = 0$ . Thus the condition is also necessary.

For subsystems, the situation, unfortunately is not quite as easy. First let us define the SME algebra

**Definition 5.5.1** (SME algebra) *Suppose one is given a semigroup master equation with diagonal Lindblad operators  $\mathbf{L}_\alpha$ . The SME algebra is the complex associative algebra generated by the Lindblad operators  $\mathbf{L}_\alpha$ , their adjoints  $\mathbf{L}_\alpha^\dagger$  and identity  $\mathbf{I}$ .*

Having defined the SME algebra, we can present a sufficient condition for decoherence-free evolution under the SME.

**Theorem 5.5.2** (Decoherence-free subsystem semigroup master equation criteria) *A sufficient criteria for the existence of a decoherence-free subsystem under the evolution of a semigroup master equation is that the subsystem is acted upon as identity by the corresponding SME algebra.*

Proof: The Lindblad operators and their adjoints along with the identity act as the reducible complex associative algebra such that we can express these operators as

$$\mathbf{L}_\alpha = \sum_{J \in \mathcal{J}} \sum_{\lambda, \lambda'=1}^{n_J} \sum_{m, m'=1}^{d_J} L_{m, m'} |J, \lambda, m\rangle \langle J, \lambda', m'|. \quad (5.50)$$

If we encode into the degeneracy of irrep  $J$ , then the initial density matrix of the system will be

$$\boldsymbol{\rho}(0) = |j\rangle \langle j| \otimes \boldsymbol{\rho}_{d_J}, \quad (5.51)$$

such that  $\Upsilon_J[\boldsymbol{\rho}] = |j\rangle \langle j|$ . It is then easy to check that

$$\frac{\partial \Upsilon_J[\boldsymbol{\rho}(t)]}{\partial t} = \Upsilon_J \left[ \frac{\partial \boldsymbol{\rho}(t)}{\partial t} \right] = \Upsilon_J \left[ \frac{1}{2} \sum_{\alpha \neq 0} \left( [\mathbf{L}_\alpha \boldsymbol{\rho}(t), \mathbf{L}_\alpha^\dagger] + [\mathbf{L}_\alpha, \boldsymbol{\rho}(t) \mathbf{L}_\alpha^\dagger] \right) \right] = 0. \quad (5.52)$$

Let us also give an example of why the above condition cannot be also a necessary condition[109]. Suppose we are given a single qubit which is subjected to a semigroup master equation with only one non-zero  $\mathbf{L}_1 = \gamma \boldsymbol{\sigma}_- = \gamma (\boldsymbol{\sigma}_x - i \boldsymbol{\sigma}_y)$ . This situation corresponds to a single two-level system subject to spontaneous decay. Clearly there is a stationary state of the system  $|0\rangle$  which does not evolve. However, if one examine the algebra generated by  $\mathbf{L}_1, \mathbf{L}_1^\dagger$  and  $\mathbf{I}$ , one can easily see that any linear operator over the two-qubits can be found in this algebra. Then according to the above criteria, there would be no states which do not evolve. But this is a contradiction to our earlier observation. Thus the condition is sufficient but not necessarily necessary. Only in the subspace regime does the above condition become necessary and sufficient.

Why did the condition we used in the OSR fail for the SME? The main reason for this is that the SME represents evolution which is a semigroup (a group without the requirement that every element have an inverse). What is needed in order to obtain a necessary and sufficient condition is representation theory for semigroups. We will not delve into this subject but in the finite dimensional case there should be no difficulty applying representation theory of semigroups to the decoherence-free problem.

## 5.6 Inducing decoherence-free conditions

A final topic which we would like to address is the issue of inducing or symmetrizing the evolution of a system such that the system-environment coupling exhibits a certain symmetry which supports a decoherence-free condition. Viola and

Lloyd[196, 197] were the first to suggest that it might be possible to use ultra-fast system evolution to reduce decoherence in the context of quantum computation (see also [74, 77, 199]). Viola, Lloyd, and Knill[198, 194] and independently Zanardi [213, 212, 218] then developed the mathematical theory behind these symmetrization schemes and demonstrated how universal quantum computation could also be performed on these systems. With the seminal paper of Knill, Laflamme, and Viola[122] which introduced the notion of decoherence-free subsystems, it was quickly realized by Viola, Knill, and Lloyd[195] and by Zanardi[214] that there is an intimate relationship between the ideas of symmetrized evolutions and decoherence-free subsystems. It is this relationship which we will now briefly described.

Suppose that one has the ability to perform ultra-fast gates and their inverses on a system from some the unitary representation of some finite group  $\mathcal{G}$ . Let  $\mathbf{G}_g$  be represent of the element  $g$  of this group. If one applies the operation  $\mathbf{G}_g$ , then allows the system to evolve according to some Hamiltonian  $\mathbf{H}$ , and finally applies the operation  $\mathbf{G}_g^\dagger$ , the resulting operation is

$$\mathbf{G}_g^\dagger e^{-i\mathbf{H}t} \mathbf{G}_g = e^{-it\mathbf{G}_g^\dagger \mathbf{H} \mathbf{G}_g}, \quad (5.53)$$

so that the system effectively evolves according to the Hamiltonian  $\mathbf{H}_{eff} = \mathbf{G}_g^\dagger \mathbf{H} \mathbf{G}_g$ . Suppose that all elements of the groups are applied in this fashion to an evolution due to some Hamiltonian  $\mathbf{H}$ . The evolution is then approximately

$$\mathbf{G}_{g_1}^\dagger e^{-i\mathbf{H}\Delta t} \mathbf{G}_{g_1} \mathbf{G}_{g_2}^\dagger e^{-i\mathbf{H}\Delta t} \mathbf{G}_{g_2} \dots \mathbf{G}_{g_p}^\dagger e^{-i\mathbf{H}\Delta t} \mathbf{G}_{g_p} \approx e^{-i\mathbf{H}_{eff}|\mathcal{G}|\Delta t}, \quad (5.54)$$

where  $|\mathcal{G}|$  is the order of the group  $\mathcal{G}$  and

$$\mathbf{H}_{eff} = \frac{1}{|\mathcal{G}|} \sum_{g \in \mathcal{G}} \mathbf{G}_g^\dagger \mathbf{H} \mathbf{G}_g. \quad (5.55)$$

Define the  $\mathcal{G}$ -symmetrizing operator

$$\Pi_{\mathcal{G}}[\mathbf{X}] = \frac{1}{|\mathcal{G}|} \sum_{g \in \mathcal{G}} \mathbf{G}_g^\dagger \mathbf{X} \mathbf{G}_g. \quad (5.56)$$

Notice that  $\Pi_{\mathcal{G}}[\mathbf{X}]$  commutes with all of the element of  $\mathcal{G}$

$$\Pi_{\mathcal{G}}[\mathbf{X}] \mathbf{G}_h = \frac{1}{|\mathcal{G}|} \sum_{g \in \mathcal{G}} \mathbf{G}_g^\dagger \mathbf{X} \mathbf{G}_{gh} = \frac{1}{|\mathcal{G}|} \sum_{g \in \mathcal{G}} \mathbf{G}_{gh^{-1}}^\dagger \mathbf{X} \mathbf{G}_g = \mathbf{G}_h \Pi_{\mathcal{G}}[\mathbf{X}]. \quad (5.57)$$

Define  $\mathbb{C}\mathcal{G}$  as the complex associative algebra generated by elements of the group  $\mathcal{G}$ . We call this algebra the group algebra. This algebra is reducible,  $\mathbb{C}\mathcal{G} \cong \bigoplus_{J \in \mathcal{J}} \mathbf{I}_{n_J} \otimes \mathbf{M}_{d_J}$ . Operators acted on by  $\Pi_{\mathcal{G}}$ ,  $\Pi_{\mathcal{G}}[\mathbf{X}]$  are all in the commutant  $\mathbb{C}\mathcal{G}'$  of the group algebra. This algebra is reducible to the form  $\mathbb{C}\mathcal{G} \cong \bigoplus_{J \in \mathcal{J}} \mathbf{M}_{n_J} \otimes \mathbf{I}_{d_J}$ .

Suppose the  $\mathcal{G}$ -symmetrizing procedure is applied to the system component of a system-environment coupling  $\mathbf{H}_{SB} = \sum_{\alpha} \mathbf{S}_{\alpha} \otimes \mathbf{B}_{\alpha}$ . Then if this procedure is applied fast enough [196], the evolution of the system and environment will be governed by the effective Hamiltonian

$$\Pi_G [\mathbf{H}_{SB}] = \sum_{\alpha} \Pi_G [\mathbf{S}_{\alpha}] \otimes \mathbf{B}_{\alpha}. \quad (5.58)$$

One can now apply the decoherence-free conditions to the symmetrized system operators

$$\mathbf{S}_{\alpha,eff} = \frac{1}{|\mathcal{G}|} \sum_{g \in \mathcal{G}} \mathbf{G}_g^{\dagger} \mathbf{S}_{\alpha} \mathbf{G}_g. \quad (5.59)$$

As we described above, the  $\mathbf{S}_{\alpha,eff}$  can be reduced because they are in the commutant of the group algebra. More generally, if the  $\mathbf{S}_{\alpha}$  for a complete basis for the full matrix algebra of the system's Hilbert space, then the  $\mathbf{S}_{\alpha,eff}$  will exactly realize the entire commutant  $\mathbb{C}\mathcal{G}'$  of the group algebra  $\mathbb{C}\mathcal{G}$ .

$$\mathbf{S}_{\alpha,eff} = \bigoplus_{J \in \mathcal{J}} \mathbf{S}_{\alpha,n_J} \otimes \mathbf{I}_{d_J}, \quad (5.60)$$

where  $\mathbf{S}_{\alpha,n_J}$  are  $n_J$  dimensional operators which act on the degeneracy of the  $J$ th irrep.

Thus we see that there is an intimate connection between the symmetrization procedure described above and decoherence-free condition. By symmetrizing the evolution, a symmetry in the system-environment coupling can be induced and a decoherence-free subspace or subsystem can be used to store protected quantum information.

## 5.7 A brief history of decoherence-free conditions

Decoherence-free subspaces are somewhat related to pointer bases[222, 223]. In particular decoherence-free subspaces can be thought of as degenerate pointer basis: the kind of pointer basis which would cause fits for the measurement problem interpretation usually attached to environment-induced pointer basis selection. Also related are the Dicke states of optics [60]. Both of these example, however, degeneracy was nothing more than a theoretical hindrance.

The first indication of states which are resistant to decoherence as applied to quantum computation was the work of Palma, Suominen, and Ekert[155] as well as the work of Chuang and Yamamoto[44, 51]. These authors made observations of specific dephasing based DF subspaces and noted the consequences of these states for quantum computation.

Work on concrete realizations of DF subspaces was presented in a series of papers by Duan and Guo[67, 68, 215, 69, 70, 71, 72, 73, 76]. These authors derived different

physical conditions under which DF subspaces could exist. Most of this work was presented in the context of semigroup master equations and focused solely on the theory the existence of such subspaces for specific examples.

The first work to mathematically put down the DF subspace condition were the seminal papers of Zanardi and Rasetti[216, 210, 217]. In these papers Zanardi and Rasetti put forth the Hamiltonian iff criteria for the existence of a DF subspace. Zanardi and Rossi also developed proposals for physical realization of DF subspaces in quantum dots[219, 220]. The semigroup master equation iff criteria for DF subspaces was then derived by Zanardi[211] and by Lidar, Chuang, and Whaley[137].

Developing, at first independently from DF conditions, Viola and Lloyd presented the notion that symmetrization could be used to avoid decoherence[196, 197, 198, 194]. Duan and Guo also examined pulsed control of decoherence[74, 77]. Zanardi developed the general mathematical theory of such symmetrization[213]. Both Viola, Lloyd and Knill[195] along with Zanardi[212] also presented methods for performing computation on such symmetrized evolutions.

In an important generalization of the DF subspace notion, the work on dynamical induced symmetrization led Knill, Laflamme, and Viola to introduce the notion of DF subsystems[122]. DF subsystems were also derived, independently, by de Filippo. This was the first derivation of the DF subsystem criteria. Zanardi[214, 218] and Viola, Knill, and Laflamme[195] then discussed the dynamical generation of coherence preserving evolutions and the general theory of DF subsystems.

## 5.8 Decoherence-free conditions

DF subspaces and their generalization DF subsystems offer a method for avoiding specific symmetric decoherence mechanism. In the next few chapters we explore the stability of DFSs and how DFSs fit in with the notion of a quantum computer before turning to a concrete physical realization of a DFS. It should be mentioned, however, that a recent experiment[111, 110] using ion traps has demonstrated the existence of a DF subspace. Thus this work is not just a matter of wishful theorizing: there is experimental evidence that the notion of DFSs will play an important role in a future quantum computer.

## Chapter 6

# Stability of Decoherence-Free Systems

*Does poking and prodding decoherence-free systems remove the free from decoherence-free?*

In this chapter we address the issue of the stability of decoherence-free systems to additional perturbing decoherence processes. We first give a simple example of the stability of a decoherence-free subspace. The stability of a DFS with respect to a memory fidelity is treated within both the OSR and SME. If the strength of the perturbation is  $\epsilon$ , the decoherence-rates to all orders are shown to vary as  $O(\epsilon^2)$ . Finally, the issue of the dynamical stability of a DFS is addressed.

### 6.1 Stability example for a decoherence-free subspace

Suppose one has a decoherence-free subsystem corresponding to some system-environment coupling. This coupling may be extremely strong and thus it is not unreasonable to think that a perturbing non-decoherence-free supporting interaction could couple with this strong evolution yielding a decoherence-free subsystem which is highly unstable. In this chapter we will concern ourselves with understanding the stability of such a situation. Before we proceed to the mathematically messy calculation, however, it is useful to present the simplest example of such stability. This analysis was first presented by Lidar, Chuang and Whaley in [137].

Consider the addition of a perturbing interaction to that of a DFS supporting evolution in the SME:

$$\frac{\partial \rho(t)}{\partial t} = \sum_{\alpha, \beta} a_{\alpha\beta} \left( [\mathbf{F}_\alpha, \rho(t) \mathbf{F}_\beta^\dagger] + [\mathbf{F}_\alpha \rho(t), \mathbf{F}_\alpha^\dagger] \right)$$



$$\begin{aligned}
& +\epsilon a'_{\alpha\beta} \left( [\mathbf{G}_\alpha, \boldsymbol{\rho}(t)\mathbf{F}_\beta^\dagger] + [\mathbf{G}_\alpha\boldsymbol{\rho}(t), \mathbf{F}_\beta^\dagger] \right) \\
& +\epsilon a''_{\alpha\beta} \left( [\mathbf{F}_\alpha, \boldsymbol{\rho}(t)\mathbf{G}_\beta^\dagger] + [\mathbf{F}_\alpha\boldsymbol{\rho}(t), \mathbf{G}_\beta^\dagger] \right).
\end{aligned} \tag{6.1}$$

We are interested here in the first-order decoherence rate (see Appendix A.6)

$$\frac{1}{\tau_1} = \text{Tr} \left[ \boldsymbol{\rho}(0) \frac{\partial \boldsymbol{\rho}}{\partial t}(0) \right]. \tag{6.2}$$

If we encoded into a DF subspaces,  $\boldsymbol{\rho}(0) = |\psi\rangle\langle\psi|$ , then  $\mathbf{F}_\alpha\boldsymbol{\rho}(0) = \boldsymbol{\rho}(0)\mathbf{F}_\alpha = c_\alpha\boldsymbol{\rho}(0)$  where we have made the simplifying assumption that  $\mathbf{F}_\alpha$  is hermitian and is a basis with the same algebraic structure as that of the Lindblad operators and their adjoints (the SME algebra). This in turn implies that

$$\text{Tr} \left[ \boldsymbol{\rho}(0) \left( [\mathbf{G}_\alpha, \boldsymbol{\rho}(0)\mathbf{F}_\beta^\dagger] + [\mathbf{G}_\alpha\boldsymbol{\rho}(0), \mathbf{F}_\beta^\dagger] \right) \right] = 0, \tag{6.3}$$

by using the cyclical property of the trace. This holds for the other perturbing term as well. Thus we see that the first-order decoherence rate vanishes to order  $\epsilon$  under a  $\epsilon$  strong perturbation. In the following sections we expand this result to higher orders and work in both the OSR and the SME. Furthermore we also generalize this result to the subsystems situation. This extends the subspace analysis originally presented in [10].

## 6.2 Stability under the operator-sum representation

Consider the addition to a DFS supporting Hamiltonian of new perturbing terms in the interaction Hamiltonian:  $\mathbf{H}'_{SB} = \mathbf{H}_{SB} + \epsilon\mathbf{H}'_I$ . The new full evolution operator is given by

$$\begin{aligned}
\mathbf{U}'(t) &= \exp[-i\mathbf{H}'_{SB}t] = \sum_{n=0}^{\infty} \frac{(-it)^n}{n!} (\mathbf{H}_{SB} + \epsilon\mathbf{H}'_I)^n \\
&= \mathbf{U}(t) + \sum_{k=1}^{\infty} \epsilon^k \sum_{n=k}^{\infty} \frac{(-it)^n}{n!} f_n^{(k)}(\mathbf{H}_{SB}, \mathbf{H}'_I),
\end{aligned} \tag{6.4}$$

where

$$\begin{aligned}
f_1^{(1)}(\mathbf{H}_{SB}, \mathbf{H}'_I) &= \mathbf{H}'_I \\
f_2^{(1)}(\mathbf{H}_{SB}, \mathbf{H}'_I) &= \mathbf{H}_{SB}\mathbf{H}'_I + \mathbf{H}'_I\mathbf{H}_{SB} \\
f_3^{(1)}(\mathbf{H}_{SB}, \mathbf{H}'_I) &= \mathbf{H}_{SB}^2\mathbf{H}'_I + \mathbf{H}_{SB}\mathbf{H}'_I\mathbf{H}_{SB} + \mathbf{H}'_I\mathbf{H}_{SB}^2 \\
f_2^{(2)}(\mathbf{H}_{SB}, \mathbf{H}'_I) &= \mathbf{H}'_I{}^2 \\
f_3^{(2)}(\mathbf{H}_{SB}, \mathbf{H}'_I) &= \mathbf{H}_{SB}\mathbf{H}'_I{}^2 + \mathbf{H}'_I\mathbf{H}_{SB}\mathbf{H}'_I + \mathbf{H}'_I{}^2\mathbf{H}_{SB},
\end{aligned} \tag{6.5}$$

etc. Here  $\mathbf{U}(t) = \exp[-i\mathbf{H}_{SB}t]$  is the unperturbed evolution operator. In this chapter we will concern ourselves with the correction due of the evolution to first order in the perturbing parameter  $\epsilon$ :

$$\mathbf{U}'(t) = \mathbf{U}(t) + \epsilon \sum_{n=1}^{\infty} \frac{(-it)^n}{n!} f_n^{(1)}(\mathbf{H}_{SB}, \mathbf{H}'_I) + O(\epsilon^2). \quad (6.6)$$

Corresponding to this evolution operator are the OSR operators

$$\mathbf{A}'_{i=(\mu,\nu)}(t) = \mathbf{A}_i(t) + \epsilon \sqrt{p_\nu} \sum_{n=1}^{\infty} \frac{(-it)^n}{n!} \langle \mu | f_n^{(1)}(\mathbf{H}_{SB}, \mathbf{H}'_I) | \nu \rangle + O(\epsilon^2). \quad (6.7)$$

Expand the unperturbed OSR operators and the perturbing terms about different fixed basis (see Section 2.2.2)  $\mathbf{F}_\alpha$  and  $\mathbf{G}_\alpha$ :

$$\begin{aligned} \mathbf{A}_i(t) &= \sum_{\alpha} b_{i\alpha}(t) \mathbf{F}_\alpha \\ \sqrt{p_\nu} \sum_{n=1}^{\infty} \frac{(-it)^n}{n!} \langle \mu | f_n^{(1)}(\mathbf{H}_{SB}, \mathbf{H}'_I) | \nu \rangle &= \sum_{\alpha} c_{i\alpha}(t) \mathbf{G}_\alpha, \end{aligned} \quad (6.8)$$

such that the evolution operator to first order in  $\epsilon$  is

$$\mathbf{A}'_i(t) = \sum_{\alpha} b_{i\alpha}(t) \mathbf{F}_\alpha + \epsilon c_{i\alpha}(t) \mathbf{G}_\alpha + O(\epsilon^2). \quad (6.9)$$

The evolution due to this OSR is thus

$$\boldsymbol{\rho}(t) = \sum_{\alpha\beta} \left( \chi_{\alpha\beta}^{ff}(t) \mathbf{F}_\alpha \boldsymbol{\rho}(0) \mathbf{F}_\beta^\dagger + \epsilon \chi_{\alpha\beta}^{fg} \mathbf{F}_\alpha \boldsymbol{\rho}(0) \mathbf{G}_\beta^\dagger + \epsilon \chi_{\alpha\beta}^{gf} \mathbf{G}_\alpha \boldsymbol{\rho}(0) \mathbf{F}_\beta^\dagger \right) + O(\epsilon^2), \quad (6.10)$$

where  $\chi_{\alpha\beta}^{ff} = \sum_i b_{i\alpha} b_{i\beta}^*$ ,  $\chi_{\alpha\beta}^{fg} = \sum_i b_{i\alpha} c_{i\beta}^*$ , and  $\chi_{\alpha\beta}^{gf} = \sum_i c_{i\alpha} b_{i\beta}^*$ . The normalization condition is

$$\sum_{\alpha\beta} \left( \chi_{\alpha\beta}^{ff} \mathbf{F}_\beta^\dagger \mathbf{F}_\alpha + \epsilon \chi_{\alpha\beta}^{fg} \mathbf{G}_\beta^\dagger \mathbf{F}_\alpha + \epsilon \chi_{\alpha\beta}^{gf} \mathbf{F}_\beta^\dagger \mathbf{G}_\alpha \right) + O(\epsilon^2) = \mathbf{I}. \quad (6.11)$$

As in Section 2.2.2 we can separate out the identity components of the evolution and normalization conditions and obtain

$$\begin{aligned} \boldsymbol{\rho}(t) - \boldsymbol{\rho}(0) &= -i \left[ \mathbf{S}^{ff}(t) + \epsilon \mathbf{S}^{fg}(t) + \epsilon \mathbf{S}^{gf}(t), \boldsymbol{\rho}(0) \right] \\ &\quad + \mathcal{L}^{ff}(t) [\boldsymbol{\rho}(0)] + \epsilon \mathcal{L}^{fg}(t) [\boldsymbol{\rho}(0)] + \epsilon \mathcal{L}^{gf}(t) [\boldsymbol{\rho}(0)] + O(\epsilon^2), \end{aligned} \quad (6.12)$$

where

$$\begin{aligned} \mathbf{S}^{ff}(t) &= \frac{i}{2} \sum_{\alpha \neq 0} \chi_{\alpha 0}^{ff}(t) \mathbf{F}_\alpha - \chi_{0\alpha}^{ff}(t) \mathbf{F}_\alpha^\dagger \\ \mathbf{S}^{fg}(t) &= \frac{i}{2} \sum_{\alpha \neq 0} \chi_{\alpha 0}^{fg}(t) \mathbf{F}_\alpha - \chi_{0\alpha}^{fg}(t) \mathbf{G}_\alpha^\dagger \\ \mathbf{S}^{gf}(t) &= \frac{i}{2} \sum_{\alpha \neq 0} \chi_{\alpha 0}^{gf}(t) \mathbf{G}_\alpha - \chi_{0\alpha}^{gf}(t) \mathbf{F}_\alpha^\dagger, \end{aligned} \quad (6.13)$$

and

$$\begin{aligned}
\mathcal{L}^{ff}(t)[\boldsymbol{\rho}(0)] &= \sum_{\alpha, \beta \neq 0} \chi_{\alpha\beta}^{ff}(t) \left( [\mathbf{F}_\alpha \boldsymbol{\rho}(0), \mathbf{F}_\beta^\dagger] + [\mathbf{F}_\alpha, \boldsymbol{\rho}(0) \mathbf{F}_\beta^\dagger] \right) \\
\mathcal{L}^{fg}(t)[\boldsymbol{\rho}(0)] &= \sum_{\alpha, \beta \neq 0} \chi_{\alpha\beta}^{fg}(t) \left( [\mathbf{F}_\alpha \boldsymbol{\rho}(0), \mathbf{G}_\beta^\dagger] + [\mathbf{F}_\alpha, \boldsymbol{\rho}(0) \mathbf{G}_\beta^\dagger] \right) \\
\mathcal{L}^{gf}(t)[\boldsymbol{\rho}(0)] &= \sum_{\alpha, \beta \neq 0} \chi_{\alpha\beta}^{gf}(t) \left( [\mathbf{G}_\alpha \boldsymbol{\rho}(0), \mathbf{F}_\beta^\dagger] + [\mathbf{G}_\alpha, \boldsymbol{\rho}(0) \mathbf{F}_\beta^\dagger] \right). \quad (6.14)
\end{aligned}$$

Suppose that quantum information  $|j\rangle$  is encoded into the degeneracy of the  $J$ th irrep of the OSR algebra of the unperturbed OSR evolution:  $\Upsilon_J[\boldsymbol{\rho}(0)] = |j\rangle\langle j|$ , or  $\boldsymbol{\rho}(0) = |j\rangle\langle j| \otimes \boldsymbol{\rho}_{d_J}$ . The  $p$ th order decoherence rate  $\tau_p$  for this evolution is given by (see Appendix A.6)

$$\left( \frac{1}{\tau_p} \right)^p = \text{Tr} \left[ \Upsilon_J[\boldsymbol{\rho}(0)] \Upsilon_J[\boldsymbol{\rho}^{(p)}(0)] \right] = \langle j | \Upsilon_J[\boldsymbol{\rho}^{(p)}(0)] | j \rangle, \quad (6.15)$$

where  $\boldsymbol{\rho}^{(p)}(0)$  is the  $p$ th time derivative of the evolved density matrix  $\boldsymbol{\rho}(t)$  evaluated at  $t = 0$ . Recall that

$$\Upsilon_J[\mathbf{X}] = \sum_m \langle J, m | \mathbf{X} | J, m \rangle, \quad (6.16)$$

transforms an operator  $\mathbf{X}$  on the full Hilbert space to an operator which acts only on the degeneracy of the  $J$ th irrep. Now, explicitly, we can calculate that

$$\begin{aligned}
\boldsymbol{\rho}^{(p)}(0) &= -i \left[ \mathbf{S}^{ff(p)}(0) + \epsilon \mathbf{S}^{fg(p)}(0) + \epsilon \mathbf{S}^{gf(p)}(0), \boldsymbol{\rho}(0) \right] \\
&+ \mathcal{L}^{ff(p)}(0)[\boldsymbol{\rho}(0)] + \epsilon \mathcal{L}^{fg(p)}(0)[\boldsymbol{\rho}(0)] + \epsilon \mathcal{L}^{gf(p)}(0)[\boldsymbol{\rho}(0)] + O(\epsilon^2). \quad (6.17)
\end{aligned}$$

Using this expression we can evaluate the contribution of each term to  $p$ th order decoherence rate. First we find that

$$\begin{aligned}
&\langle j | \Upsilon_J \left[ -i \left[ \mathbf{S}^{ff(p)}(0) + \epsilon \mathbf{S}^{fg(p)}(0) + \epsilon \mathbf{S}^{gf(p)}(0), |j\rangle\langle j| \otimes \boldsymbol{\rho}_{d_J}(0) \right] \right] | j \rangle \\
&= -i \langle j | \sum_m \langle J, m | \left[ \mathbf{S}^{ff(p)}(0) + \epsilon \mathbf{S}^{fg(p)}(0) + \epsilon \mathbf{S}^{gf(p)}(0), |j\rangle\langle j| \otimes \boldsymbol{\rho}_{d_J}(0) \right] | J, m \rangle | j \rangle \\
&= -i \langle j | \sum_m \langle J, m | \left( \mathbf{S}^{ff(p)}(0) + \epsilon \mathbf{S}^{fg(p)}(0) + \epsilon \mathbf{S}^{gf(p)}(0) \right) \mathbf{I}_{n_J} \otimes \boldsymbol{\rho}_d | J, m \rangle | j \rangle \\
&+ i \langle j | \sum_m \langle J, m | \mathbf{I}_{n_J} \otimes \boldsymbol{\rho}_d \left( \mathbf{S}^{ff(p)}(0) + \epsilon \mathbf{S}^{fg(p)}(0) + \epsilon \mathbf{S}^{gf(p)}(0) \right) | J, m \rangle | j \rangle \\
&= 0, \quad (6.18)
\end{aligned}$$

where we have used the fact

$$\Upsilon_J[(\mathbf{I}_{n_J} \otimes \mathbf{X}_{d_J}) \mathbf{Y}] = \Upsilon_J[\mathbf{Y} (\mathbf{I}_{n_J} \otimes \mathbf{X}_{d_J})]. \quad (6.19)$$

Next, because the unperturbed evolution is a DFS,

$$\langle j | \Upsilon_J [\mathcal{L}^{ff(p)}(t) [\boldsymbol{\rho}(0)]] | j \rangle = 0. \quad (6.20)$$

To show that the final two traces vanish, we recall that basic representation theory of complex associative algebras tells us that the expansion operators  $\mathbf{F}_\alpha$  can be taken to have the same reducible structure as the OSR algebra

$$\mathbf{F}_\alpha = \bigoplus_{K \in \mathcal{J}} \mathbf{I}_{n_K} \otimes (\mathbf{F}_{d_K})_\alpha. \quad (6.21)$$

Thus we find that

$$\begin{aligned} \Upsilon_J [\mathcal{L}^{fg} [\boldsymbol{\rho}^{(p)}(0)]] &= \Upsilon_J \left[ \sum_{\alpha, \beta \neq 0} \chi_{\alpha\beta}^{fg(p)}(t) \left( 2\mathbf{F}_\alpha \boldsymbol{\rho}(0) \mathbf{G}_\beta^\dagger - \mathbf{G}_\beta^\dagger \mathbf{F}_\alpha \boldsymbol{\rho}(0) - \boldsymbol{\rho}(0) \mathbf{G}_\beta^\dagger \mathbf{F}_\alpha \right) \right] \\ &= \Upsilon_J \left[ \sum_{\alpha, \beta \neq 0} \chi_{\alpha\beta}^{fg(p)}(t) \left( 2 \bigoplus_{K \in \mathcal{J}} \mathbf{I}_{n_K} \otimes (\mathbf{F}_{d_K})_\alpha \boldsymbol{\rho}(0) \mathbf{G}_\beta^\dagger - \mathbf{G}_\beta^\dagger \bigoplus_{K \in \mathcal{J}} \mathbf{I}_{n_K} \otimes (\mathbf{F}_{d_K})_\alpha \boldsymbol{\rho}(0) \right. \right. \\ &\quad \left. \left. - \boldsymbol{\rho}(0) \mathbf{G}_\beta^\dagger \bigoplus_{K \in \mathcal{J}} \mathbf{I}_{n_K} \otimes (\mathbf{F}_{d_K})_\alpha \right) \right], \end{aligned} \quad (6.22)$$

and using the fact that  $\Upsilon_J$  pulls out only the  $J$ th irrep,

$$\begin{aligned} \Upsilon_J [\mathcal{L}^{fg} [\boldsymbol{\rho}^{(p)}(0)]] &= \sum_{\alpha, \beta \neq 0} \Upsilon_J \left[ \chi_{\alpha\beta}^{fg(p)}(t) \left( 2 [|j\rangle\langle j| \otimes ((\mathbf{F}_{d_J})_\alpha \boldsymbol{\rho}_{d_J}(0))] \mathbf{G}_\beta^\dagger \right. \right. \\ &\quad \left. \left. - \mathbf{G}_\beta^\dagger [|j\rangle\langle j| \otimes ((\mathbf{F}_{d_J})_\alpha \boldsymbol{\rho}_{d_J}(0))] - [|j\rangle\langle j| \otimes ((\mathbf{F}_{d_J})_\alpha \boldsymbol{\rho}_{d_J}(0))] \mathbf{G}_\beta^\dagger \right) \right]. \end{aligned} \quad (6.23)$$

Finally, using the cyclic property of  $\Upsilon_J$ , Eq. (6.19), this implies that

$$\langle j | \Upsilon_J [\mathcal{L}^{fg} [\boldsymbol{\rho}^{(p)}(0)]] | j \rangle = 0. \quad (6.24)$$

A similar calculation finds that

$$\langle j | \Upsilon_J [\mathcal{L}^{gf} [\boldsymbol{\rho}^{(p)}(0)]] | j \rangle = 0. \quad (6.25)$$

Thus, we have shown that, to first order in  $\epsilon$ , the decoherence rates of a DFS on the OSR for a perturbing interaction of strength  $\epsilon$  vanishes

$$\left( \frac{1}{\tau_p} \right)^p = 0 + O(\epsilon^2). \quad (6.26)$$

This result implies that perturbing interactions can indeed be treated as perturbing. A priori one can worry that a strong DFS supporting interaction could produce effects that scale like  $\epsilon g$  where  $g$  is the coupling strength of the unperturbed interaction.

The above calculation shows that one must go to order  $\epsilon^2$  before such interactions can destroy the decoherence-free nature of the DFS.

Finally we note that we have worked with a pure input state  $|j\rangle\langle j|$ . Notice, however, that a mixed state which evolves according to the OSR can be thought of as a convex combination of the pure state evolutions

$$\begin{aligned}\boldsymbol{\rho}(t) &= \sum_i \mathbf{A}_i(t) \boldsymbol{\rho}(0) \mathbf{A}_i^\dagger(t) = \sum_i \sum_j \mathbf{A}_i(t) p_j |j\rangle\langle j| \mathbf{A}_i^\dagger(t) \\ &= \sum_j p_j \left( \sum_i \mathbf{A}_i(t) |j\rangle\langle j| \mathbf{A}_i^\dagger(t) \right).\end{aligned}\quad (6.27)$$

This implies that the above perturbative analysis carries over to the initial mixed state case.

### 6.3 Stability under the semigroup master equation

Consider in addition to a DFS supporting SME

$$\begin{aligned}\frac{\partial \boldsymbol{\rho}(t)}{\partial t} &= \mathcal{L}_{\mathbf{F}_\alpha, \mathbf{F}_\beta} [\boldsymbol{\rho}(t)] \\ \mathcal{L}_{\mathbf{F}_\alpha, \mathbf{F}_\beta} [\boldsymbol{\rho}(t)] &= \frac{1}{2} \sum_{\alpha, \beta} a_{\alpha\beta} \left( [\mathbf{F}_\alpha \boldsymbol{\rho}(t), \mathbf{F}_\beta^\dagger] + [\mathbf{F}_\alpha, \boldsymbol{\rho}(t) \mathbf{F}_\beta^\dagger] \right),\end{aligned}\quad (6.28)$$

and additional  $\epsilon$  perturbing term

$$\frac{\partial \boldsymbol{\rho}(t)}{\partial t} = \mathcal{L} [\boldsymbol{\rho}(t)] = \mathcal{L}_{\mathbf{F}_\alpha, \mathbf{F}_\beta} [\boldsymbol{\rho}(t)] + \mathcal{L}_{\mathbf{F}_\alpha, \epsilon \mathbf{G}_\beta} [\boldsymbol{\rho}(t)] + \mathcal{L}_{\epsilon \mathbf{G}_\alpha, \mathbf{F}_\beta} [\boldsymbol{\rho}(t)], \quad (6.29)$$

where

$$\begin{aligned}\mathcal{L}_{\mathbf{F}_\alpha, \epsilon \mathbf{G}_\beta} [\boldsymbol{\rho}(t)] &= \frac{\epsilon}{2} \sum_{\alpha, \beta} b_{\alpha\beta} \left( [\mathbf{F}_\alpha \boldsymbol{\rho}(t), \mathbf{G}_\beta^\dagger] + [\mathbf{F}_\alpha, \boldsymbol{\rho}(t) \mathbf{G}_\beta^\dagger] \right) \\ \mathcal{L}_{\epsilon \mathbf{G}_\alpha, \mathbf{F}_\beta} [\boldsymbol{\rho}(t)] &= \frac{\epsilon}{2} \sum_{\alpha, \beta} c_{\alpha\beta} \left( [\mathbf{G}_\alpha \boldsymbol{\rho}(t), \mathbf{F}_\beta^\dagger] + [\mathbf{G}_\alpha, \boldsymbol{\rho}(t) \mathbf{F}_\beta^\dagger] \right).\end{aligned}\quad (6.30)$$

The  $p$  time derivative of  $\boldsymbol{\rho}(t)$  evaluated at  $t = 0$  is then given by

$$\boldsymbol{\rho}^{(p)}(0) = \mathcal{L}^{(p-1)} [\boldsymbol{\rho}(0)], \quad (6.31)$$

where

$$\mathcal{L}^{(p-1)}[\mathbf{X}] = \underbrace{\mathcal{L}[\mathcal{L}[\cdots \mathcal{L}[\mathbf{X}]\cdots]]}_{p-1 \quad \mathcal{L}'\text{s}}. \quad (6.32)$$

Now suppose that quantum information  $|j\rangle$  is encoded into the degeneracy of the  $J$ th irrep of the SME algebra:  $\boldsymbol{\rho}(0) = |j\rangle\langle j| \otimes \boldsymbol{\rho}_{d_J}(0)$ . The decoherence rates are then, as in the previous section, given by

$$\left(\frac{1}{\tau_p}\right)^p = \langle j|\Upsilon_J[\boldsymbol{\rho}^{(p)}(0)]|j\rangle = \langle j|\Upsilon_J[\mathcal{L}^{(p-1)}[\boldsymbol{\rho}(0)]]|j\rangle. \quad (6.33)$$

To first order in  $\epsilon$ , the only nonvanishing terms in  $\mathcal{L}^{(p-1)}[|j\rangle\langle j| \otimes \boldsymbol{\rho}_{d_J}(0)]$  are

$$\mathcal{L}^{(p-1)}[|j\rangle\langle j| \otimes \boldsymbol{\rho}_{d_J}(0)] = \underbrace{\mathcal{L}_{\mathbf{F}_\alpha, \mathbf{F}_\beta}[\cdots \mathcal{L}_{\mathbf{F}_\alpha, \mathbf{F}_\beta}]}_{p-2 \quad \mathcal{L}_{\mathbf{F}_\alpha, \mathbf{F}_\beta}'\text{s}} \left[ (\mathcal{L}_{\mathbf{F}_\alpha, \epsilon \mathbf{G}_\beta} + \mathcal{L}_{\epsilon \mathbf{G}_\alpha, \mathbf{F}_\beta}) [|j\rangle\langle j| \otimes \boldsymbol{\rho}_{d_J}(0)] \cdots \right], \quad (6.34)$$

because  $\mathcal{L}_{\mathbf{F}_\alpha, \mathbf{F}_\beta}[|j\rangle\langle j| \otimes \boldsymbol{\rho}_{d_J}(0)] = 0$ . We can now expand the  $\mathbf{F}_\alpha$ 's in terms of the SME algebra:

$$\mathbf{F}_\alpha = \bigoplus_{K \in \mathcal{J}} \mathbf{I}_{n_K} \otimes (\mathbf{F}_{d_J})_\alpha. \quad (6.35)$$

It is useful here to notice that

$$\langle j|\Upsilon_J[\mathbf{X}]|j\rangle = \sum_m \text{Tr}[\mathbf{P}_{J,j,m} \mathbf{X} \mathbf{P}_{J,j,m}], \quad (6.36)$$

where  $\mathbf{P}_{J,j,m} = |j\rangle\langle j| \otimes |J, m\rangle\langle J, m|$ . Because we can choose  $\mathbf{F}_\alpha$  to be hermitian,  $\mathbf{P}_{J,j,m} \mathbf{F}_\alpha = \mathbf{F}_\alpha \mathbf{P}_{J,j,m}$  so that

$$\begin{aligned} \langle j|\Upsilon_J[\mathcal{L}^{(p-1)}[|j\rangle\langle j| \otimes \boldsymbol{\rho}_{d_J}(0)]]|j\rangle &= \sum_m \text{Tr}[\mathbf{P}_{J,j,m} \mathcal{L}^{(p-1)}[|j\rangle\langle j| \otimes \boldsymbol{\rho}_{d_J}(0)] \mathbf{P}_{J,j,m}] \\ &= \sum_m \text{Tr} \left[ \underbrace{\mathcal{L}_{\mathbf{F}_\alpha, \mathbf{F}_\beta}[\cdots \mathcal{L}_{\mathbf{F}_\alpha, \mathbf{F}_\beta}]}_{p-2 \quad \mathcal{L}_{\mathbf{F}_\alpha, \mathbf{F}_\beta}'\text{s}} \left[ \mathbf{P}_{J,j,m} (\mathcal{L}_{\mathbf{F}_\alpha, \epsilon \mathbf{G}_\beta} + \mathcal{L}_{\epsilon \mathbf{G}_\alpha, \mathbf{F}_\beta}) [|j\rangle\langle j| \otimes \boldsymbol{\rho}_{d_J}(0)] \mathbf{P}_{J,j,m} \right] \cdots \right]. \end{aligned} \quad (6.37)$$

Now

$$\begin{aligned} &\sum_m \mathbf{P}_{J,j,m} \mathcal{L}_{\mathbf{F}_\alpha, \epsilon \mathbf{G}_\beta} [|j\rangle\langle j| \otimes \boldsymbol{\rho}_{d_J}(0)] \mathbf{P}_{J,j,m} \\ &= \sum_m \frac{\epsilon}{2} \sum_{\alpha, \beta \neq 0} b_{\alpha\beta} \mathbf{P}_{J,j,m} \left[ 2\mathbf{F}_\alpha (|j\rangle\langle j| \otimes \boldsymbol{\rho}_{d_J}(0)) \mathbf{G}_\beta^\dagger - \mathbf{G}_\beta^\dagger \mathbf{F}_\alpha (|j\rangle\langle j| \otimes \boldsymbol{\rho}_{d_J}(0)) \right. \\ &\quad \left. - (|j\rangle\langle j| \otimes \boldsymbol{\rho}_{d_J}(0)) \mathbf{G}_\beta^\dagger \mathbf{F}_\alpha \right] \mathbf{P}_{J,j,m}. \end{aligned} \quad (6.38)$$

The  $\sum_m \mathbf{P}_{J,j,m} \cdots \mathbf{P}_{J,j,m}$  is essentially a trace operator over  $m$  and since only  $\mathbf{G}_\beta^\dagger$  acts non-trivially over the decomposition, we see that we can cycle the operators such that this term vanishes

$$\sum_m \mathbf{P}_{J,j,m} \mathcal{L}_{\mathbf{F}_\alpha, \epsilon \mathbf{G}_\beta} [|j\rangle\langle j| \otimes \boldsymbol{\rho}_{d_J}(0)] \mathbf{P}_{J,j,m} = 0. \quad (6.39)$$

A similar conclusion holds for the  $\mathcal{L}_{\mathbf{F}_\alpha, \epsilon \mathbf{G}_\beta}$  term.

Thus we see that, as is the case for the OSR, in the SME

$$\left(\frac{1}{\tau_p}\right)^p = 0 + O(\epsilon^2). \quad (6.40)$$

## 6.4 Dynamical stability

The results derived in the previous Section imply that DFSs are robust to small perturbations when the DFS is operating as a quantum *memory*. In order to address what happens when perturbations are made on the system as it evolves according to some desired quantum *computation*, we have to first define an analog of the mixed-state memory fidelity for an evolving system. This is

$$F_d(t) = \text{Tr}[\boldsymbol{\rho}_U(t)\boldsymbol{\rho}(t)], \quad (6.41)$$

where  $\boldsymbol{\rho}_U(t)$  is the desired unitary evolution,

$$\boldsymbol{\rho}_U(t) = \mathbf{U}_S(t)\boldsymbol{\rho}(0)\mathbf{U}_S^\dagger(t), \quad \text{with} \quad \mathbf{U}_S(t) = \exp[-i\mathbf{H}_S t]. \quad (6.42)$$

Here  $\mathbf{H}_S$  is the system Hamiltonian. This *dynamical* fidelity is a good measure of the difference between the desired evolution of the system and the actual, noisy evolution. Thus,  $0 \leq F_d(t) \leq 1$ , with  $F_d(t) = 1$  if and only if the evolution is perfect, i.e.,  $\boldsymbol{\rho}(t) = \boldsymbol{\rho}_U(t)$ . The decoherence rates for the dynamical fidelity are defined in the same manner as for the memory fidelity:

$$F_d(t) = \sum_n \frac{1}{n!} \left(\frac{t}{\bar{\tau}_n}\right)^n : \quad \frac{1}{\bar{\tau}_n} = \left\{ \text{Tr}[\{\boldsymbol{\rho}_U(t)\boldsymbol{\rho}(t)\}^{(n)}] \right\}^{1/n}. \quad (6.43)$$

In [10], it was shown that  $\left(\frac{1}{\bar{\tau}_1}\right) = 0$  for both the OSR and the SME. The interested reader is referred to this article for more information on this result.

## 6.5 Stability

We assemble in Table 6.1 all of the perturbation results

The first indications of the stability of a DF subspace can be found in the numerical simulations done by Zanardi in [211]. Lidar, Chuang, and Whaley[137] then presented the general memory stability condition of  $\frac{1}{\bar{\tau}_1} = 0$  in the context of DF subspaces. The general memory stability results to all orders in time for DF subspaces were derived by Bacon, Lidar, and Whaley in [10]. In this chapter, we have broadened these stability results from the arena of DF subspaces to DF subsystems.

The stability of DFSs to perturbations is a particularly nice result for using DFSs as a stable quantum memory. It is unlikely that absolutely perfect DF conditions will

	SME	OSR
General	$1/\tau_1 \neq 0$ $1/\tau_n \neq 0, n \geq 2$	$1/\tau_1 = 0$ $1/\tau_n \neq 0, n \geq 2$
DFSs	$1/\tau_n = 0$	$1/\tau_n = 0$
memory fidelity for $\epsilon$ -perturbed DFSs	$1/\tau_n = 0 + O(\epsilon^2)$	$1/\tau_n = 0 + O(\epsilon^2)$
dynamical fidelity for $\epsilon$ -perturbed DF subspaces	$1/\bar{\tau}_1 = 0$ $1/\bar{\tau}_n \neq 0, n \geq 2$	$1/\bar{\tau}_1 = 0$ $1/\bar{\tau}_n \neq 0, n \geq 2$

Table 6.1: *Perturbed decoherence-rates*

exist in nature and therefore it is important to understand how perturbing interactions change the DF nature of the system. The above perturbation results indicate that one can treat perturbing interactions on a DFS as independent of the DF condition. This will later turn out to be an important issue when one thinks about how to use DFSs within the context of fault-tolerant quantum error correction.



## Chapter 7

# Decoherence-Free Subsystems and the Quantum Computer

*To compute or not to compute, that is the question.*

In this chapter we address the issue the relationship between DFSs and quantum computation. We begin by describing how DFSs can be used in a concatenated manner and how this fits in with the idea of fault-tolerant quantum computation. A particularly important aspect of DFSs necessary for their use in quantum computation is the ability to perform universal quantum computation on the encoded information. The special, but not unique, role of the commutant of the OSR or SME algebra for universal quantum computation is outlined. The issue of measurement on a DFS and leakage errors is also introduced with application to more concrete models put off until the following chapters.

### 7.1 Quantum computation and decoherence-free subspaces

In the previous two chapters we have introduced the notion of decoherence-free subsystem and examined the stability of such DFSs to perturbing interactions. We have seen that it is possible to perform an encoding of quantum information such that the information is protected from a certain source of decoherence. Let us now discuss how such decoherence-free subsystems can be put to use towards building a quantum computer.

One of the common misconceptions about decoherence-free subsystems is that they were intended as an *ultimate* solution towards building a quantum computer. There are two main reasons why such a future is highly unlikely to unfold.

The first reason why DFSs are not the ultimate solution arises from the fact that the symmetries necessary for maintaining a decoherence-free condition will almost

certainly not be perfectly realized in the physical world. Encoding into a DFSs, should be thought of in the context of eliminating a *particular* decoherence mechanism. This decoherence mechanism may be the dominant mechanism or it may be on equal footing with other non-DFS supporting decoherence mechanisms. This is not to deemphasize the importance of DFSs towards building a quantum computer: elimination of a particular decoherence mechanism should not be brushed under the rug and dismissed.

The second reason why DFSs are not the ultimate solution to building a quantum computer is because the concept of a decoherence-free subsystem does nothing to address the issue of fault-tolerant quantum computation. Suppose one has, miraculously, found a system whose only decoherence mechanism supports a DFS and it is possible to encode and make suitable measurements on the DFS. In order to use such DFSs for quantum computation, one must be able to perform operations on the DFS which manipulate the quantum information. These operations will most likely be faulty: it will not be possible to perfectly execute an operation on the DFS perhaps. The condition of being decoherence-free says nothing about the faulty operation of gates on the encoded DFS.

So, in general, the theory of DFSs must be cast within the broader quest towards building a quantum computer. The most likely usefulness of the DF idea in quantum computation is to work alongside the theory of fault-tolerant quantum error correction. The theory of fault-tolerant quantum computation [3, 96, 115, 124, 161, 175] describes how faulty operations and decoherence, if the effects of both are sufficiently weak and sufficiently non-pathological, can be used to perform quantum computation to any desired accuracy with only a polynomial slowdown in the quantum computation. The idea of putting DFSs to work in quantum computation is the elimination of a particular decoherence mechanism such that the threshold for fault-tolerant quantum computation can be achieved. This philosophy is perhaps best summarized by the saying “use symmetry first!” implying that symmetries in the system-environment coupling should be used to first eliminate bothersome decoherence mechanisms before quantum error correction is then applied to build a reliable quantum computer.

## 7.2 DFSs for quantum computation

To build a quantum computer, we must make a mapping to the quantum subsystem circuit model. The most straightforward manner of achieving this goal in the context of DFSs is to take individual DFSs as the subsystems of the quantum subsystem circuit model. The idea is something like that depicted in Figure 7.1. Information in physical subsystems is encoded into a DFS which may span several physical subsystems. These encoded subsystems then will become the building blocks of the quantum subsystem circuit model. Viewed from the lens of coding theory what we are doing is using the DFSs as a code from which the quantum subsystems circuit

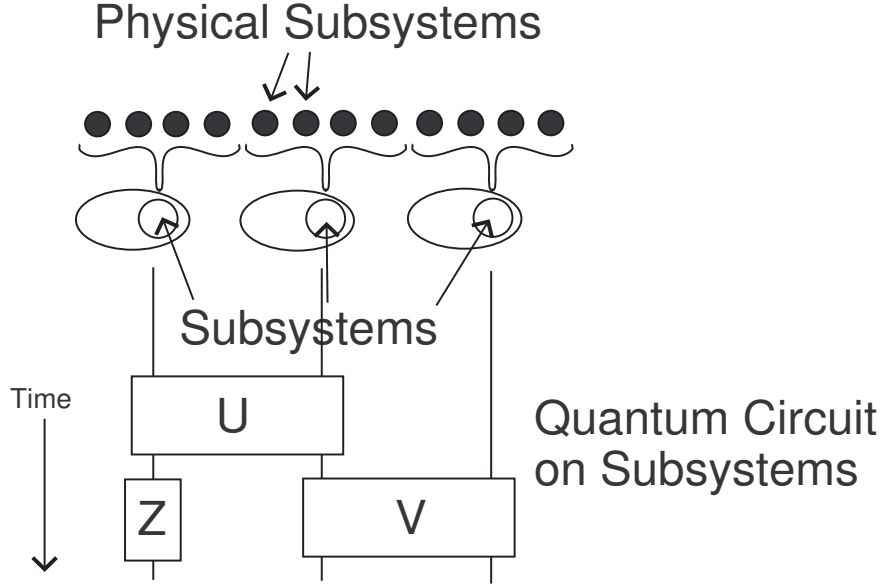


Figure 7.1: *Decoherence-free subspace and the quantum circuit model*

model is constructed.

Suppose one has two OSR or SME algebras  $A$  and  $B$  which have representations  $A \cong \bigoplus_{J \in \mathcal{J}} \mathbb{I}_{n_J} \otimes \mathbb{M}_{d_J}$  and  $B \cong \bigoplus_{K \in \mathcal{K}} \mathbb{I}_{n_K} \otimes \mathbb{M}_{d_K}$ . Now suppose that these two algebras act on two separate subsystems of a Hilbert space  $\mathcal{H} = \mathcal{H}_A \otimes \mathcal{H}_B$ . The algebra on this conjoined space then acts as  $A \otimes B$ . Using the reducible representation of each algebra we find that

$$\begin{aligned}
 A \otimes B &\cong \left( \bigoplus_{J \in \mathcal{J}} \mathbb{I}_{n_J} \otimes \mathbb{M}_{d_J} \right) \otimes \left( \bigoplus_{K \in \mathcal{K}} \mathbb{I}_{n_K} \otimes \mathbb{M}_{d_K} \right) \\
 &\cong \bigoplus_{J \in \mathcal{J}, K \in \mathcal{K}} \mathbb{I}_{n_J} \otimes \mathbb{I}_{n_K} \otimes \mathbb{M}_{d_J} \otimes \mathbb{M}_{d_K} \\
 &\cong \bigoplus_{J \in \mathcal{J}, K \in \mathcal{K}} (\mathbb{I}_{n_J} \otimes \mathbb{I}_{n_K}) \otimes \mathbb{M}_{d_J d_K},
 \end{aligned} \tag{7.1}$$

where we have used the fact that the tensor product of two full matrix algebras is the full matrix algebra on the tensor product state  $\mathbb{M}_{d_1} \otimes \mathbb{M}_{d_2} \cong \mathbb{M}_{d_1 d_2}$ . This result implies that if we store build a quantum subsystem circuit out of subsystems which are each individually DFSs, then the conjoined subsystems will still be DF. This, however, will not always be the situation. Due to the particular symmetry involved in a DFS, it may be possible that conjoining two DFSs produces an OSR or SME algebra which is larger than the simple tensor product structure of the above decomposition.

Here it should be pointed out that, much like the case of the quantum subsystems

circuit model itself, there is some arbitrariness in the how we map from a DFS to the quantum subsystem circuit model. In the above description, and as depicted in Figure 7.1 each encoded subsystem is in one-to-one correspondence with a set of physical qubits. The tensor product between these sets of physical qubits then becomes the tensor product between the encoded subsystems in the quantum circuit model. This model, of course, is not the most general. We will, however concentrate on this model as it appears to be the most physically relevant model.

DFS encoded subsystems will be used in the quantum subsystem circuit model to perform fault-tolerant quantum computation. Placing quantum information into a DFS presents extra challenges for the theory of fault-tolerant quantum computation. Let us enumerate the ways in which a DFS fits in with the standard model of fault-tolerant quantum computation.

1. Preparation. There should be some manner to create states with support over a DFS with a certain fidelity of preparation. In the theory of fault-tolerant quantum error correction there are often cases where preparation of a particular state is desired. Specific DFS models then will require these special preparation steps.
2. Measurement. Closely tied with the issue of preparation, it should be possible to extract information via a measurement which makes some distinction between different encoded information. Of course it would be highly desirable to perform any possible measurement, but much of the theory of fault-tolerant quantum computation can be adapted to models where only minimal information extraction is possible. We will address this issue in Section 7.4.
3. Universality. A set of interactions must be possible which act on the information encoded in the DFS. If the DF condition is to be maintained there is an important restriction here that does not appear in normal quantum computation: the interactions should always act within the protected subsystem. This issue is addressed in Section 7.3.
4. Noise models. The threshold theorem for fault-tolerant quantum computation deals with noise models of a specific form. This means that the perturbing noise (i.e. non-decoherence-free) on DFSs should fit within these noise models. Of non-trivial significance in this context is the problem that information which has been encoded can leak out of the encoding. A particularly useful technique for attacking leakage in the context of error correction is given in Section 7.5

## 7.3 The commutant and universal quantum computation

Using DFSs to construct a quantum subsystems circuit model one must be able to perform computation on the encoded subsystems. In a given physical setup where one is attempting to couple or act on single subsystems, there will be a given OSR or SME algebra  $\mathbf{A}$  which is relevant when the evolution on the encoded subsystem is being acted upon. The operation which is enacted on the encoded subsystem may be on a single encoded subsystem or between multiple subsystems, but in both cases, there will be a relevant OSR or SME algebra  $\mathbf{A}$  describing the DFS. In particular because leaving a DFS may be disastrous to the encoded quantum information, we require that the evolution of the system never cause information in the DFS to leak out of the DFS. What are the necessary and sufficient conditions for a Hamiltonian dynamics  $\mathbf{H}$  to maintain the DF condition?

We recall that every algebra  $\mathbf{A}$  has a commutant  $\mathbf{A}'$  which is the set of all operators which commute with the elements of the algebra  $\mathbf{A}$ . These operators have a dual reducible structure (recall Section 5.4.3)

$$\begin{aligned}\mathbf{A} &\cong \bigoplus_{J \in \mathcal{J}} \mathbf{I}_{n_J} \otimes \mathbf{M}_{d_J} \\ \mathbf{A}' &\cong \bigoplus_{J \in \mathcal{J}} \mathbf{M}_{n_J} \otimes \mathbf{I}_{d_J}.\end{aligned}\tag{7.2}$$

In particular we see that elements of the commutant act to preserve the reducible structure of the algebra  $\mathbf{A}$ . This leads us the following sufficient condition for a Hamiltonian  $\mathbf{H}$  to act only on information encoded in a particular irrep.

**Lemma 7.3.1** *Suppose one is given an OSR or SME algebra  $\mathbf{A} \cong \bigoplus_{J \in \mathcal{J}} \mathbf{I}_{n_J} \otimes \mathbf{M}_{d_J}$  and information has been encoded into the degeneracy of the  $K$ th irrep. A Hamiltonian  $\mathbf{H}$  which commutes with all of the elements of  $\mathbf{A}$  will act on this encoded information and will not take this encoded information out of the  $K$ th irrep.*

Proof: Trivial application of the idea of the commutant of the algebra  $\mathbf{A}$ . If  $\mathbf{H}$  commutes with  $\mathbf{A}$ , then it is in  $\mathbf{A}'$  and therefore has the decomposition described in Eq. (7.2) which preserves the information encoded into the degeneracy.

### 7.3.1 Example of the commutant condition

Recall in Section 5.4.4 we found that the OSR algebra  $\mathbf{A}$  spanned by  $\{\mathbf{I}, \sigma_x \otimes \sigma_x \otimes \sigma_x, \sigma_y \otimes \sigma_y \otimes \sigma_y, \sigma_z \otimes \sigma_z \otimes \sigma_z\}$  supported a four dimensional DFS. The commutant of the OSR algebra  $\mathbf{A}$  is generated by the operators  $\{\sigma_z \otimes \sigma_z \otimes \mathbf{I}, \mathbf{I} \otimes \sigma_z \otimes \sigma_z, \sigma_x \otimes \sigma_x \otimes \mathbf{I}, \sigma_x, \mathbf{I} \otimes \sigma_x \otimes \sigma_x, \mathbf{I}\}$ . Let us discuss how this commutant can be used to enact interactions on the DFS.

The DFS corresponding to  $\mathbf{A}$  is four dimensional. We can therefore think of this subsystem as composed of two qubits. The splitting of the space into two qubits is, as always, arbitrary in where we place the tensor product structure. We recall that a complete set of commuting observables for the three qubit Hilbert space of this DFS is given by  $\mathbf{Z}_{12} = \sigma_z \otimes \sigma_z \otimes \mathbf{I}$ ,  $\mathbf{Z}_{23} = \mathbf{I} \otimes \sigma_z \otimes \sigma_z$ , and  $\mathbf{Z}_{123} = \sigma_z \otimes \sigma_z \otimes \sigma_z$  with a corresponding basis  $|z_{12}, z_{23}, z_{123}\rangle$ . The DFS information is encoded into the subsystem spanned by the  $|z_{12}, z_{23}\rangle$ . We will take our two qubits to be the  $|z_{12}\rangle \otimes |z_{23}\rangle$  subsystem structure. We therefore see that the operation  $\mathbf{Z}_{12}$  acts non-trivially on this encoded information

$$\begin{aligned} \mathbf{Z}_{12}|+1, z_{23}, z_{123}\rangle &= +|+1, z_{23}, z_{123}\rangle \\ \mathbf{Z}_{12}|-1, z_{23}, z_{123}\rangle &= -|-1, z_{23}, z_{123}\rangle. \end{aligned} \quad (7.3)$$

Similarly for  $\mathbf{Z}_{23}$  acts only on the  $z_{23}$  component of  $|z_{12}, z_{23}, z_{123}\rangle$ . The  $\mathbf{Z}_{12}$  and  $\mathbf{Z}_{23}$  act as an encoded  $\sigma_z$  on each of the encoded qubits. Similarly we find that

$$\begin{aligned} \mathbf{I} \otimes \sigma_x \otimes \sigma_x | +1, z_{23}, z_{123}\rangle &= | -1, z_{23}, z_{123}\rangle \\ \mathbf{I} \otimes \sigma_x \otimes \sigma_x | -1, z_{23}, z_{123}\rangle &= | +1, z_{23}, z_{123}\rangle, \end{aligned} \quad (7.4)$$

such that this operator acts as an encoded  $\sigma_x$  on the  $|z_{12}\rangle$  qubit.

What should now be clear is that these operators which are in the commutant of  $\mathbf{A}$  act as single qubit Pauli operators on the encoded subsystems. Let us denote the two qubits via  $a$  and  $b$ . Then the encoded operators on these subsystems are enacted by the encoded Pauli operators

$$\begin{aligned} \sigma_x^{(a)} &= \mathbf{I} \otimes \sigma_x \otimes \sigma_x, & \sigma_y^{(a)} &= \sigma_z \otimes \sigma_y \otimes \sigma_x, & \sigma_z^{(a)} &= \sigma_z \otimes \sigma_z \otimes \mathbf{I}, \\ \sigma_x^{(b)} &= \sigma_x \otimes \sigma_x \otimes \mathbf{I}, & \sigma_y^{(b)} &= \sigma_x \otimes \sigma_y \otimes \sigma_z, & \sigma_z^{(b)} &= \mathbf{I} \otimes \sigma_z \otimes \sigma_z. \end{aligned} \quad (7.5)$$

Thus if one wishes to perform a single qubit rotation on the qubit  $a$ , one can use a Hamiltonian of the form

$$\mathbf{H}^{(a)} = \vec{n} \cdot \vec{\sigma}^{(a)} = n_x \mathbf{I} \otimes \sigma_x \otimes \sigma_x + n_y \sigma_z \otimes \sigma_y \otimes \sigma_x + n_z \sigma_z \otimes \sigma_z \otimes \mathbf{I}. \quad (7.6)$$

Similarly we can construct the operators which act between qubits  $a$  and  $b$ . For example the operator which acts as  $\sigma_x \otimes \sigma_x$  on the encoded qubits is given by

$$\sigma_x^{(a)} \sigma_x^{(b)} = (\mathbf{I} \otimes \sigma_x \otimes \sigma_x) (\sigma_x \otimes \sigma_x \otimes \mathbf{I}) = \sigma_x \otimes \mathbf{I} \otimes \sigma_x. \quad (7.7)$$

This operator and all the other similar two qubit operators is, like the  $\sigma_\alpha^{(a,b)}$ , in the commutant of  $\mathbf{A}$ .

Thus we see how examining the commutant of an algebra  $\mathbf{A}$  can allow us to find operators which perform interactions on the encoded subsystem.

### 7.3.2 Why the commutant condition is sufficient but not necessary

While Lemma 7.3.1 describes a sufficient condition for a Hamiltonian to preserve the information encoded into a DFS subsystem, the condition is not necessary. To see this, one recalls that information will be stored in a particular  $J' \in \mathcal{J}$  irrep of the algebra  $\mathbf{A} \cong \bigoplus_{J \in \mathcal{J}} \mathbf{I}_{n_J} \otimes \mathbf{M}_{d_J}$ . Information which has been encoded into the degeneracy of a particular single  $J'$  irrep is unaffected by what happens in the other irreps. Elements which commute with operators in  $\mathbf{A}$  preserve *every*  $J$  irrep. Information which is encoded in a particular single degeneracy can be acted upon by operators which are not in the commutant of  $\mathbf{A}$  and which still preserve the DF encoded information.

Using the criteria that a Hamiltonian commute with the OSR or SME algebra, then, is not a necessary condition for preserving information encoded into the corresponding DFS. We will find, however, that while the criteria is not necessary it is often sufficient for our needs.

### 7.3.3 Representation theory and the commutant

A further area which often causes confusion in describing computation on a DFS is the difference between a complex associative algebra and a Lie algebra. Suppose one is given the ability to enact a set of Hamiltonians which generate the commutant of the OSR or SME algebra  $\mathbf{A}$  for a certain DFS. The ability to enact the Hermitian generators of the commutant is not enough to guarantee that every operation on the encoded DFS can be enacted. The reason for this is that the generators we have specified are generators in the sense of a complex associative algebra (multiplication, linear combination) and not in the sense of a Lie algebra (Lie bracket, linear combination).

Let us give an illustrative example of this situation to clarify the problem. Suppose we are given the ability to enact a three-dimensional irrep of the Lie algebra  $su(2)$ ,

$$\sigma_x^{[3]} \cong \sqrt{2} \begin{bmatrix} 0 & 1 & 0 \\ 1 & 0 & 1 \\ 0 & 1 & 0 \end{bmatrix}, \quad \sigma_y^{[3]} \cong \sqrt{2} \begin{bmatrix} 0 & -i & 0 \\ i & 0 & -i \\ 0 & i & 0 \end{bmatrix}, \quad \sigma_z^{[3]} \cong 2 \begin{bmatrix} 1 & 0 & 0 \\ 0 & 0 & 0 \\ 0 & 0 & -1 \end{bmatrix}. \quad (7.8)$$

It is easy to check that the complex associative algebra generated by multiplication and linear combination is the entire space of linear operators on the three-dimensional space. However, the Lie algebra generated by these operators is just the three operators  $\sigma_\alpha^{[3]}$  which do not span the space of linear operators on the three-dimensional space. Elements like  $(\sigma_x^{[3]})^2$  are in the complex associative algebra generated by the  $\sigma_\alpha^{[3]}$ , but are not in the Lie algebra generated by the  $\sigma_\alpha^{[3]}$ .

The correct way to state Lemma 7.3.1 in terms of the generators of a Lie algebra is then

**Lemma 7.3.2** *Suppose one is given an OSR or SME algebra  $\mathbf{A} \cong \bigoplus_{J \in \mathcal{J}} \mathbf{I}_{n_J} \otimes \mathbf{M}_{d_J}$  and information has been encoded into the degeneracy of the  $K$ th irrep. A set of Hamiltonians  $\mathcal{S}$  each of which commutes with all of the elements of  $\mathbf{A}$  will act on this encoded information without taking this encoded information out of the  $K$ th irrep. Furthermore this set of Hamiltonians  $\mathcal{S}$  will generate a Lie algebra  $\mathcal{L}$  which has a reducible structure of the form*

$$\mathcal{L} \cong \bigoplus_{J \in \mathcal{J}} \mathcal{L}_{n_J} \otimes \mathcal{I}_{d_J}, \quad (7.9)$$

where  $\mathcal{L}_{n_J}$  is a (perhaps further reducible)  $n_J$  dimensional Lie algebra and  $\mathcal{I}_{d_J}$  represents the identity action on a  $d_J$  dimensional space.

### 7.3.4 Existential universality on a DFS

It is important to realize that universal sets of gates always *exist* for any given subsystem structure mapped onto a quantum circuit model[140, 212]. This is to say that it is always possible to construct a given set of interactions between subsystems. However, for a specific DFS, there are important limitations which prevent this existential result from holding any weight. In particular, the set of operators which can be enacted on the DFS often is from a limited set of physically viable operators. In most systems, more than two-body interactions will be very difficult to enact on the system. Thus existentially there are always universal gate sets, but under most conditions, these existential results are not of use.

Suppose, for example, that one has encoded on qubit of information into 5 physical qubits in terms of the basis states  $|0_L\rangle = |00000\rangle$  and  $|1_L\rangle = |11111\rangle$ . Clearly there is a single qubit encoded  $\sigma_z$  between these qubits which is given by  $|0_L\rangle\langle 0_L| - |1_L\rangle\langle 1_L| = |00000\rangle\langle 00000| - |11111\rangle\langle 11111|$ . Notice however, that this is a five-qubit interaction which we would not expect to be easily implementable on a system. On the other hand, one can also see that a single Pauli  $\sigma_z$  acting on a single qubit of this encoding produces an encoded  $\sigma_z$ :  $\sigma_z^{(1)}|00000\rangle = |00000\rangle$  and  $\sigma_z^{(1)}|11111\rangle = -|11111\rangle$ .

## 7.4 Measurement on DFSs for quantum computation

Suppose we are trying to extract information via a measurement which has been encoded into the degeneracy of the  $J$ 'th irrep of some OSR or SME algebra  $\mathbf{A}$ . Clearly the measurement of an operator which is this OSR will not yield any information about the information encoded into the degeneracy. This is because these operators all act as identity on the encoded information and measuring identity gives no information about the encoded information.



Suppose we wish the measurement operators to preserve the DFS structure of the encoded information. In this case, the nontrivial elements of the commutant of  $\mathbf{A}$  provide operators which preserve the DFS structure and return information about the encoded information.

**Lemma 7.4.1** *Let  $\mathbf{M}$  be a hermitian observable which is a member of the commutant of the OSR or SME algebra  $\mathbf{A}$ . Information which has been encoded into a irrep of the algebra  $\mathbf{A}$  will remain in the irrep after a measurement of  $\mathbf{M}$ .*

The issue of measurements, however, is again far from contained within elements of the commutant only. Just like in the unitary manipulation of DF encoded information, there are measurements which are not in the commutant which still preserve the encoded information.

## 7.5 Making leakage into noise

Finally we would like to address the issue of noise models on a DFS. In the standard theory of error correction, one works with operators  $\mathbf{E}$  which are called the *errors*, and represent the action of major component of the OSR algebra on system evolution.

An important form of noise on a DFS is a leakage error[135]. If we encode information into the  $J$ 'th irrep of some algebra  $\mathbf{A}$ , then we can classify three types of errors.

1. Errors which act on the DFS information but preserve the subsystem structure. These errors act on the  $J$ 'th irrep in a non-trivial manner. If we are using a given DFS for fault-tolerant error correction, these errors will be the standard errors which the fault-tolerant error correction serves to fix.
2. Error which preserve the DFS information but act nontrivially otherwise. These are errors like those generated by the OSR algebra  $\mathbf{A}$ .
3. Errors which do not preserve the DFS information. These errors take information in a subsystem and leak the information to outside of the subsystem. For example information in the  $J$ 'th irrep may be moved to the  $J''$ 'th irrep.

If the subsystem structure of the algebra  $\mathbf{A}$  corresponds to

$$\mathbf{A} \cong \begin{array}{|c|} \hline \begin{array}{ccc} \boxed{\mathbf{I}_{n_{J'}}} \otimes \boxed{\mathbf{M}_{d_{J'}}} & & \boxed{0} \\ \boxed{0} & & \boxed{\bigoplus_{J \neq J'} \mathbf{I}_{n_J} \otimes \mathbf{M}_{d_J}} \end{array} \\ \hline \end{array}$$

Then the errors detailed above correspond to operators with nonvanishing element in the following locations

$$\mathbf{E} \cong \begin{array}{|c|c|c|} \hline \boxed{1} \otimes \boxed{2} & \boxed{3} & \\ \hline \boxed{3} & \boxed{1,2,3} & \\ \hline \end{array}$$

Of these errors, those in 3 are the most troublesome in the use of a DFS concatenated within a fault-tolerant quantum error correction procedure. These “leakage” errors, however, do not pose a *fundamental* problem for the theory of fault-tolerant quantum computation [161, 96]. A particularly nice technique for deal with leakage errors is to simply make these errors type 1/2 errors. To do this one makes a measurement which distinguishes between states in the DFS and states outside of the DFS and then depending on the outcome takes states outside of the DFS back into states in the DFS. Thus it is possible to convert errors which leak out of the subsystem and make these errors which occur on the subsystem. For a specific example of this technique applied to a DFS/quantum error correction scheme see [135].

## 7.6 Decoherence-free subsystems as components of a quantum computer

The purpose of this chapter was to address some of the issues which occur when attempting to use DFSs in conjunction with the theory of fault-tolerant quantum computation. There are no fundamental difficulties in such a melding of DFSs and fault-tolerant quantum computation. Much like in the theory of fault-tolerant quantum computation, however, specific application to a specific physical system which supports a DFS poses different challenges in melding DFSs with fault-tolerance. In the next few chapters we will have the opportunity to examine a specific physically relevant model of a DFS and thus the results in this chapter will be directly addressed for this physical model.

## Chapter 8

# Collective Decoherence

*Where not being able to distinguish subsystems is a symmetry*

In this chapter we introduce an important physical model of decoherence which supports decoherence-free evolution: collective decoherence. This model is, in some sense, a generic model and demonstrates an important symmetry which can be realized in suitable natural quantum systems. Due to the physical relevance of this model, it will be the subject of this thesis in the following four chapters. We begin with a non-rigorous discussion of the conditions which lead to collective decoherence. We then turn to the example of collective dephasing and present models of this decoherence process in the Hamiltonian and master equation formulations. Specific conditions for collective dephasing are derived. We then discuss collective amplitude damping and the conditions under which such a process occurs. Finally, we categorize the three different types of collective decoherence as weak collective decoherence, strong collective decoherence, and collective amplitude damping. The DFS structure of each of these models is then given.

### 8.1 Collective coupling to an environment

Consider two physical qubits which are situated in close proximity to each other. When we think about the environment of these qubits, we are generally thinking about the environment as the rest of the universe. Thus even when the qubits are not in close proximity, the entity of the environment is really the same for each qubit. However, as the qubits are brought from close proximity to large separation, the environments with which each qubit most strongly acts separate out into two local environments for each qubit. Physical assumptions then usually allow us to consider each qubit as coupling strongly to a local environment and weakly or vanishingly to the other qubits' environment. Conversely, when the two qubits are situated close together, the environment which each qubit interacts with is essentially the same environment.

In most physical situations it is impossible to put two physical qubits on top of each other—especially without these qubits interacting with each other—but let us imagine for the moment that this is possible. In the limit of qubits on top of each other and not interacting, we expect each qubit to couple to the environment in an identical manner. Now suppose we increase the physical separation between these qubits. Clearly the identical manner in which the qubits couple to the system will now no longer be identical. The coupling to the same environment, however, for small enough separation, should still be the main mechanism of decoherence for these closely spaced qubits. This is *exactly* analogous to the reasoning behind distant qubits having separate local environments. We will refer to the situation where each qubit couples in an identical manner to individual quantum subsystems as the case of *collective decoherence*.

Another way to metaphorically codify the idea of collective coupling is to think about decoherence as a spying process on the system. Decoherence is the process through which the environment becomes entangled with the system and some of the quantum information of the system is transferred to a joint system-environment state. Viewed in this manner, the decoherence process is the manner in which the environment observes the system. Now consider the case of two closely spaced qubits which are being observed by an environment. Since the qubits are closely spaced, the environment may not be able to distinguish between each of the qubits when the environment observes (interacts) with the two qubits. The inability of the environment to distinguish two or more closely spaced physical qubits is exactly the case of collective decoherence.

## 8.2 Collective dephasing

Consider the evolution of a system of  $n$  qubit coupled to an environment. These qubits have a natural energy levels and the process of dephasing is the mechanism through which the populations of these levels do not change but the coherence between the levels do change. This setup is most generally characterized by a system-environment Hamiltonian of the form

$$\mathbf{H} = \underbrace{\sum_i \omega_i \boldsymbol{\sigma}_z^{(i)}}_{\mathbf{H}_S} + \mathbf{H}_E + \underbrace{\sum_i \boldsymbol{\sigma}_z^{(i)} \otimes \mathbf{B}_i}_{\mathbf{H}_{SE}}, \quad (8.1)$$

where  $\mathbf{H}_E$  is some environment Hamiltonian. If these energy levels are identical then  $\omega_i = \omega$ . The case of collective dephasing corresponds to the situation when  $\mathbf{B}_i = \mathbf{B}$  and the energy levels are identical. This then corresponds to the Hamiltonian

$$\mathbf{H} = 2\omega \mathbf{S}_z + \mathbf{H}_E + \mathbf{S}_z \otimes 2\mathbf{B}, \quad (8.2)$$

where we have defined

$$\mathbf{S}_z = \sum_i \boldsymbol{\sigma}_z^{(i)}. \quad (8.3)$$

In the collective dephasing setup, the OSR algebra will be generated by  $\mathbf{I}$  and  $\mathbf{S}_z$  (and thus consists of all higher powers of  $\mathbf{S}_z$ .) We will discuss the DFSs generated by the collective dephasing model in Section 8.5.

Let us introduce a less generic model of the dephasing of qubits which we can use to make arguments about the situations under which collective decoherence in the form of dephasing should occur. Consider a system of  $n$  identical qubits  $\mathcal{H}_S = \bigotimes_{i=1}^n \mathbb{C}^2$  coupled to a quantized field expressed as a set of harmonic oscillator modes which are the environment  $\mathcal{H}_E = \bigotimes_k \mathcal{H}_K$  via the Hamiltonian

$$\mathbf{H} = \sum_i \omega_0 \boldsymbol{\sigma}_z^{(i)} + \sum_k \omega_k \mathbf{a}_k^\dagger \mathbf{a}_k + \sum_{ik} \boldsymbol{\sigma}_z^{(i)} \left( g_{ik} \mathbf{a}_k + g_{ik}^* \mathbf{a}_k^\dagger \right), \quad (8.4)$$

where  $\mathbf{a}_k$  ( $\mathbf{a}_k^\dagger$ ) is the annihilation (creation) operator for the  $k$ th mode. The coupling constant  $g_{ik}$  will, in general, depend on the location of the  $i$ th system. In many situations it may be possible to make approximations directly on the coupling constants  $g_{ik}$ . The situation corresponding to collective dephasing is then when the coupling between the system and the environment is identical for each qubit  $g_{ik} = g_k$ . In this case the Hamiltonian is given by

$$\mathbf{H} = 2\omega_0 \mathbf{S}_z + \sum_k \omega_k \mathbf{a}_k^\dagger \mathbf{a}_k + 2\mathbf{S}_z \sum_k \left( g_k \mathbf{a}_k + g_k^* \mathbf{a}_k^\dagger \right). \quad (8.5)$$

To give an idea of when  $g_{ki} = g_k$  we recall that the spatial dependence of  $g_{ki}$  is given by a normal mode expansion of the field. Thus  $g_{ki} = g_k(r_i)$  where  $r_i$  is the location of the  $i$ th qubit and  $g_k(r)$  describes the spatial variation of the  $k$ th mode. The condition of  $g_{ki} = g_k$  then corresponds to  $g_k(r_i) = g_k(r_j)$  for all  $i$  and  $j$ . In other words, when the spacing between the qubits is small enough that the normal mode  $k$  does not vary significantly over the positions of these qubits, collective dephasing will dominate. If the normal mode, for example, is a plane wave  $g_{ki} = g_k e^{i\vec{k} \cdot \vec{r}_i}$  and the spacing between the qubits is much less than the wavelength of this plane wave,  $\vec{k} \cdot (\vec{r}_i - \vec{r}_j) \ll 1$ , then  $e^{i\vec{k} \cdot \vec{r}_i} \approx e^{i\vec{k} \cdot \vec{r}_j}$  or  $g_{ki} \approx g_k$ .

### 8.2.1 Master equation collective dephasing

In order to obtain the collective dephasing regime, it is necessary that there be a reason why modes which distinguish between different qubits contribute little to the dynamics of the system-environment evolution. In order to clarify the role of this assumption, we present a derivation of a semigroup master equation for this Hamiltonian which can help clarify under what conditions this assumption is a good assumption. This is the semigroup master equation formulation of collective dephasing[155, 69].

The first step in the derivation of the master equation is to move into the interaction picture. Define  $\mathbf{H}_0 = \omega_0 \sum_i \boldsymbol{\sigma}_z^{(i)} + \omega_k \sum_k \mathbf{a}_k^\dagger \mathbf{a}_k$  and  $\mathbf{H}_I = \sum_{ik} \boldsymbol{\sigma}_z^{(i)} (g_{ik} \mathbf{a}_k + g_{ik}^* \mathbf{a}_k^\dagger)$ . Then the interaction picture Hamiltonian is given by

$$\mathbf{H}'_I(t) = \sum_{ik} \boldsymbol{\sigma}_z^{(i)} (g_{ik} \mathbf{a}_k e^{-i\omega_k t} + g_{ik}^* \mathbf{a}_k^\dagger e^{i\omega_k t}). \quad (8.6)$$

The  $\boldsymbol{\sigma}_z^{(i)}$  each individually commute with this Hamiltonian and thus the populations of each qubit will be unaffected by the evolution due to this Hamiltonian. Under the approximation, the general form of a master equation is given by

$$\frac{\partial \boldsymbol{\rho}}{\partial t} = -i \text{Tr}_E ([\mathbf{H}'_I(t), \boldsymbol{\rho} \otimes \boldsymbol{\rho}_E(0)]) - \int_0^t \text{Tr}_E ([\mathbf{H}'_I(t), [\mathbf{H}'_I(\tau), \boldsymbol{\rho} \otimes \boldsymbol{\rho}_E(0)]] d\tau). \quad (8.7)$$

We will make the assumption that the environment is in thermal equilibrium at temperature  $T$  (we set  $k_B = 1$ ,  $\beta = \frac{1}{T}$ ). When we make this assumption we will refer to the environment as the bath. The bath density matrix is thus given by [90]

$$\boldsymbol{\rho}_E(0) = \frac{1}{\text{Tr} [\exp(-\beta \mathbf{H}_B)]} \exp(-\beta \mathbf{H}_B) = \bigotimes_k \int d^2 \alpha_k \frac{1}{\pi \langle N_{\omega_k} \rangle} \exp\left(-\frac{|\alpha_{\omega_k}|^2}{\langle N_{\omega_k} \rangle}\right) |\alpha_k\rangle \langle \alpha_k|, \quad (8.8)$$

where  $\langle N_{\omega_k} \rangle$  is the mean occupation number for mode  $k$ ,

$$\langle N_{\omega_k} \rangle = \frac{1}{\exp(\beta \omega_k) - 1}, \quad (8.9)$$

and  $|\alpha_k\rangle$  is a coherent state for the  $k$ th mode.

The first term in the master equation, Eq. (8.7), is given by

$$\begin{aligned} -i \text{Tr}_E ([\mathbf{H}'_I(t), \boldsymbol{\rho} \otimes \boldsymbol{\rho}_E(0)]) &= -i \sum_{ik} [\boldsymbol{\sigma}_z^{(i)}, \boldsymbol{\rho}] \left( \langle g_{ik} \mathbf{a}_k e^{-i\omega_k t} + g_{ik}^* \mathbf{a}_k^\dagger e^{i\omega_k t} \rangle_E \right) \\ &= -i \sum_{ik} \nu_{ik} [\boldsymbol{\sigma}_z^{(i)}, \boldsymbol{\rho}], \end{aligned} \quad (8.10)$$

where  $\langle \mathbf{O} \rangle_E = \text{Tr} (\mathbf{O} \boldsymbol{\rho}_E(0))$  and

$$\nu_{ik} = \langle g_{ik} \mathbf{a}_k e^{-i\omega_k t} + g_{ik}^* \mathbf{a}_k^\dagger e^{i\omega_k t} \rangle_E. \quad (8.11)$$

This term vanishes identically for a bath in equilibrium  $\nu_{ik} = 0$ .

The second term in the master equation, Eq. (8.7), is given by

$$\begin{aligned} - \int_0^t \text{Tr}_E ([\mathbf{H}'_I(t), [\mathbf{H}'_I(\tau), \boldsymbol{\rho} \otimes \boldsymbol{\rho}_E(0)]] d\tau) &= \sum_{ijkk'} \left( \Gamma_{ijkk'}^{(1)} [\boldsymbol{\sigma}_z^{(j)} \boldsymbol{\rho}, \boldsymbol{\sigma}_z^{(i)}] \right. \\ &\quad \left. + \Gamma_{ijkk'}^{(2)} [\boldsymbol{\sigma}_z^{(i)}, \boldsymbol{\rho} \boldsymbol{\sigma}_z^{(j)}] \right), \end{aligned} \quad (8.12)$$

where

$$\begin{aligned}\Gamma_{ijkk'}^{(1)} &= \int_0^\tau \langle (g_{ik}\mathbf{a}_k e^{i\omega_k t} + g_{ik}^* \mathbf{a}_k^\dagger e^{-i\omega_k t}) (g_{jk'}\mathbf{a}_{k'} e^{i\omega_{k'} \tau} + g_{jk'}^* \mathbf{a}_{k'}^\dagger e^{-i\omega_{k'} \tau}) \rangle_E d\tau \\ \Gamma_{ijkk'}^{(2)} &= \int_0^t \langle (g_{jk'}\mathbf{a}_{k'} e^{i\omega_{k'} \tau} + g_{jk'}^* \mathbf{a}_{k'}^\dagger e^{-i\omega_{k'} \tau}) (g_{ik}\mathbf{a}_k e^{i\omega_k t} + g_{ik}^* \mathbf{a}_k^\dagger e^{-i\omega_k t}) \rangle_E d\tau.\end{aligned}\quad (8.13)$$

Using the thermal equilibrium density matrix it is easy to calculate that

$$\begin{aligned}\Gamma_{ijkk'}^{(1)} &= \int_0^t \delta_{kk'} (g_{ik} g_{jk}^* (\langle N_{\omega_k} \rangle + 1) e^{i\omega_k(t-\tau)} + g_{ik}^* g_{jk} \langle N_{\omega_k} \rangle e^{-i\omega_k(t-\tau)}) d\tau \\ \Gamma_{ijkk'}^{(2)} &= \int_0^t \delta_{kk'} (g_{jk} g_{ik}^* (\langle N_{\omega_k} \rangle + 1) e^{-i\omega_k(t-\tau)} + g_{jk}^* g_{ik} \langle N_{\omega_k} \rangle e^{i\omega_k(t-\tau)}) d\tau.\end{aligned}\quad (8.14)$$

The evolution is therefore given by

$$\begin{aligned}\frac{\partial \boldsymbol{\rho}}{\partial t} &= \sum_{ij} \Gamma_{ij} \left( [\boldsymbol{\sigma}_z^{(i)} \boldsymbol{\rho}, \boldsymbol{\sigma}_z^{(j)}] + [\boldsymbol{\sigma}_z^{(i)}, \boldsymbol{\rho} \boldsymbol{\sigma}_z^{(j)}] \right) \\ \Gamma_{ij} &= \sum_k \int_0^t (g_{jk} g_{ik}^* e^{-i\omega_k(t-\tau)} + g_{jk}^* g_{ik} e^{i\omega_k(t-\tau)}) (2 \langle N_{\omega_k} \rangle + 1) d\tau.\end{aligned}\quad (8.15)$$

This dephasing master equation shows how the coefficient matrix  $\Gamma_{ij}$  contains information about the correlation of decoherence between different qubits.

There are two important limits to Eq. (8.15). In the first limit,  $\Gamma_{ij} = \delta_{ij} \Gamma_i$ . In this case the master equation can be written as a sum of two Lindblad operators on each qubit

$$\frac{\partial \boldsymbol{\rho}}{\partial t} = \sum_i \Gamma_i \left( [\boldsymbol{\sigma}_z^{(i)} \boldsymbol{\rho}, \boldsymbol{\sigma}_z^{(i)}] + [\boldsymbol{\sigma}_z^{(i)}, \boldsymbol{\rho} \boldsymbol{\sigma}_z^{(i)}] \right). \quad (8.16)$$

This is the case of *independent* dephasing. Each qubit evolves independent of the evolution of the other qubit. The other important limit is when  $\Gamma_{ij}$  is constant,  $\Gamma_{ij} = \Gamma/4$ . In this case the master equation contains just one Lindblad operator which acts on all qubits

$$\frac{\partial \boldsymbol{\rho}}{\partial t} = \sum_i \Gamma ([\mathbf{S}_z \boldsymbol{\rho}, \mathbf{S}_z] + [\mathbf{S}_z, \boldsymbol{\rho} \mathbf{S}_z]). \quad (8.17)$$

This is the case of *collective* dephasing.

In the continuum model where the bath corresponds to some quantized field, we can make the substitution  $\sum_k \rightarrow \frac{V_r}{(2\pi)^r} \int d^r k$  where  $r$  is the dimension of the field. We will examine the case of  $r = 1$ . The other dimensional cases follow similar lines of investigation.

We assume the coefficients  $g_{ki}$  have a spatial relationship  $g_{ki} = g(k)e^{ikr_i}$  where  $r_i$  is the position of the  $i$ th qubit. Then if the quantized region is length  $L$ ,

$$\begin{aligned}\Gamma_{ij} &= \frac{L}{2\pi} \int dk |g(k)|^2 \int_0^t \left( e^{ik(r_j - r_i) - i\omega_k(t - \tau)} + e^{ik(r_i - r_j) + i\omega_k(t - \tau)} \right) (2 \langle N_{\omega_k} \rangle + 1) d\tau \\ &= \frac{L}{\pi} \int dk \frac{|g(k)|^2}{\omega_k} \sin [k(r_j - r_i) - \omega_k t] (2 \langle N_{\omega_k} \rangle + 1).\end{aligned}\quad (8.18)$$

We would like to see what conditions the length scale at which the approximation  $\Gamma_{ij} = \Gamma$  occurs. Moving into the frequency domain, we find that

$$\Gamma_{ij} = \frac{L}{\pi} \int d\omega \frac{dk}{d\omega} \frac{|g(\omega)|^2}{\omega} \sin [k(\omega)(r_j - r_i) - \omega t] (2 \langle N_\omega \rangle + 1), \quad (8.19)$$

where we have dropped the superfluous  $k$  index on  $\omega_k$ . Define the envelope function  $f(\omega) = \frac{dk}{d\omega} \frac{|g(\omega)|^2}{\omega} (2 \langle N_\omega \rangle + 1)$  such that  $\Gamma_{ij} = \frac{L}{\pi} \int d\omega f(\omega) \sin [k(\omega)(r_j - r_i) - \omega t]$ . The function  $f(\omega)$  determines which  $\omega$  modes contribute maximally to this integral. We can split  $f(\omega)$  into two contributions

$$\begin{aligned}f(\omega) &= f_T(\omega) + f_V(\omega) \\ f_T(\omega) &= 2 \frac{dk}{d\omega} \frac{|g(\omega)|^2}{\omega} \langle N_\omega \rangle \\ f_V(\omega) &= \frac{dk}{d\omega} \frac{|g(\omega)|^2}{\omega}.\end{aligned}\quad (8.20)$$

$f_T(\omega)$  represents the thermal contribution to  $f(\omega)$  while  $f_V(\omega)$  comes from the vacuum fluctuation contribution to  $f(\omega)$ . The thermal contribution to the  $f(\omega)$  has a natural cutoff frequency given by the thermal frequency

$$f_T(\omega) = 2 \frac{dk}{d\omega} \frac{|g(\omega)|^2}{\omega} \frac{1}{e^{\beta\omega} - 1}. \quad (8.21)$$

Thus for  $\omega \gg T$ ,  $f_T(\omega)$  is exponentially suppressed. Assuming a linear dispersion relation  $\frac{dk}{d\omega} = c$ , if the qubits are spaced such that  $|r_i - r_j| \ll \frac{c}{T}$ , then the integral is not exponentially suppressed in the region where  $(r_i - r_j)k \approx 0$ . Thus, if the qubits are spaced closer than the thermal spacing  $l_T = \frac{c}{T}$ , the thermal contribution to  $f(\omega)$  will contribute  $\Gamma_{ij} = \Gamma_T$  independent of  $i$  and  $j$ . For a given temperature, there is a spectrum of bath modes which are occupied. The temperature then determines the longest wavelength which has non-negligible occupation and this wavelength then determines the spacing needed in order to achieve collective dephasing.

The vacuum contribution to  $f(\omega)$  however, does not have such an exponential suppression except as given by the field theory which provides a coupling constant with a cutoff frequency  $g(\omega) \propto \omega^n e^{-\frac{\omega}{\omega_c}}$ . If the bath field is a phonon field, the natural cut-off can be identified with the Debye frequency. In this case an identical argument to the thermal case gives a characteristic vacuum spacing  $l_V = \frac{c}{\omega_c}$ . Qubits spaced closed that this vacuum spacing will dephase collectively due to the vacuum contribution  $f_V(\omega)$ .



### 8.3 Collective amplitude damping

In the previous section we investigated the situation where no population transfer occurred on the system's qubits but the phase of the qubits state was affected. Let us now examine the situation where population transfer does occur.

Consider the situation of  $n$  qubits coupled to a radiation field. In the interaction picture and under the rotating wave approximation, the Hamiltonian for this system plus environment is given by

$$\mathbf{H}_I(t) = \sum_{i=1}^n \sum_{\vec{k}} \left[ g_{\vec{k}} e^{-i\vec{k}\cdot\vec{r}_i - i(\omega_{\vec{k}} - \omega_0)t} \boldsymbol{\sigma}_+^{(i)} \mathbf{a}_k + g_{\vec{k}}^* e^{i\vec{k}\cdot\vec{r}_i + i(\omega_{\vec{k}} - \omega_0)t} \boldsymbol{\sigma}_-^{(i)} \mathbf{a}_k^\dagger \right], \quad (8.22)$$

where  $\boldsymbol{\sigma}_\pm = \boldsymbol{\sigma}_x \pm i\boldsymbol{\sigma}_y$  and  $\omega_0$  is the energy spacing of each qubit. Under the assumption of  $\vec{k} \cdot (\vec{r}_i - \vec{r}_j) \ll 1$ , this Hamiltonian becomes

$$\mathbf{H}_I(t) = \sum_{i=1}^n \sum_{\vec{k}} \left[ \tilde{g}_{\vec{k}} e^{-i(\omega_{\vec{k}} - \omega_0)t} \boldsymbol{\sigma}_+ \mathbf{a}_k + \tilde{g}_{\vec{k}}^* e^{i(\omega_{\vec{k}} - \omega_0)t} \boldsymbol{\sigma}_- \mathbf{a}_k^\dagger \right], \quad (8.23)$$

where  $\tilde{g}_{\vec{k}} = e^{i\vec{k}\cdot\vec{r}_1} g_{\vec{k}}$ . Notice that the system operators couple collectively to the bath

$$\mathbf{H}_I(t) = 2 \sum_{\vec{k}} \left[ \tilde{g}_{\vec{k}} e^{-i(\omega_{\vec{k}} - \omega_0)t} \mathbf{S}_+ \mathbf{a}_k + \tilde{g}_{\vec{k}}^* e^{i(\omega_{\vec{k}} - \omega_0)t} \mathbf{S}_- \mathbf{a}_k^\dagger \right], \quad (8.24)$$

where

$$\mathbf{S}_\pm = \frac{1}{2} \sum_i (\boldsymbol{\sigma}_x \pm i\boldsymbol{\sigma}_y). \quad (8.25)$$

The OSR algebra for this Hamiltonian under the assumption  $\vec{k} \cdot (\vec{r}_i - \vec{r}_j) \ll 1$  is therefore generated by  $\mathbf{I}$  and  $\mathbf{S}_\pm$ . We will later return to this situation, which we will label strong collective decoherence.

#### 8.3.1 Master equation collective amplitude damping

Let us examine the evolution due to the pre-approximated (except the rotating-wave approximation) Hamiltonian Eq. (8.22)[69]. Using the master equation Eq. (8.7) and the assumption that the environment modes are all in the vacuum state, we can easily obtain the master equation in the interaction picture as

$$\frac{\partial \boldsymbol{\rho}}{\partial t} = -i \sum_{ij} \epsilon_{ij} \left[ \boldsymbol{\sigma}_+^{(j)} \boldsymbol{\sigma}_-^{(i)}, \boldsymbol{\rho} \right] + \alpha_{ij} \left( \left[ \boldsymbol{\sigma}_-^{(i)} \boldsymbol{\rho}, \boldsymbol{\sigma}_+^{(j)} \right] + \left[ \boldsymbol{\sigma}_-^{(i)}, \boldsymbol{\rho} \boldsymbol{\sigma}_+^{(j)} \right] \right), \quad (8.26)$$

where

$$\begin{aligned} \epsilon_{ij} &= \frac{1}{4} \sum_{\vec{k}} |g_{\vec{k}}|^2 \frac{1}{\omega_0 - \omega_{\vec{k}}} e^{i\vec{k}\cdot(\vec{r}_i - \vec{r}_j)} \\ \alpha_{ij} &= \sum_{\vec{k}} \pi |g_{\vec{k}}|^2 \delta(\omega_0 - \omega_{\vec{k}}) e^{i\vec{k}\cdot(\vec{r}_i - \vec{r}_j)}. \end{aligned} \quad (8.27)$$

In the continuum limit, the main contribution to these terms occur at  $\omega_{\vec{k}} = \omega_0$ . Thus in order to attain a collective regime, the requirement is that

$$\vec{k}_0 \cdot (\vec{r}_i - \vec{r}_j) \ll 1, \quad (8.28)$$

where  $\vec{k}_0$  is the wavenumber where  $\omega_{\vec{k}_0} = \omega_0$ . Due to the resonance condition, the conditions for collective amplitude damping are much easier to describe than those of collective dephasing. The main pathway for amplitude damping is exchange of  $\omega_0$  energy with the bath and therefore this dominant pathway provides the condition for collective amplitude damping.

In the collective regime, the master equation reduces to

$$\frac{\partial \rho}{\partial t} = -i\epsilon [\mathbf{S}_+ \mathbf{S}_-, \rho] + \alpha ([\mathbf{S}_- \rho, \mathbf{S}_+] + [\mathbf{S}_-, \rho \mathbf{S}_+]), \quad (8.29)$$

where  $\mathbf{S}_{\pm}$  are defined as in Eq. (8.25). Notice that the Lindblad operator  $\mathbf{S}_-$  here does not include an equivalent  $\mathbf{S}_-^\dagger = \mathbf{S}_+$  Lindblad operator. The case of collective amplitude damping, then, is a case where the SME algebra may give differing DFS structures than the actual DFS for the master equation.

In both collective dephasing and collective amplitude damping, the fundamental requirement to enter into these regimes is that the spacing of the qubits be sufficiently small that the important wavelengths of the interacting baths cannot distinguish the qubits. There are other natural situations where collective decoherence will dominate. For example if both qubits are coupled to another quantum system external to the two qubits, the wavelength criteria need not be met, but only the fact that the two qubits couple identically to the states of the other system is needed. The models we have presented in Sections 8.2 and 8.3 are meant to serve as guides to finding systems where collective decoherence is exhibited.

## 8.4 Collective decoherence

In the last two sections we have examined models which exhibit collective coupling of a system to the environment. There are three relevant arenas for this collective coupling which we will label weak collective decoherence, strong collective decoherence, and collective amplitude damping. For completeness, we recall our definition of the collective operators on  $n$  qubit,

$$\mathbf{S}_\alpha = \sum_{i=1}^n \frac{1}{2} \sigma_\alpha^{(i)}. \quad (8.30)$$

where  $\alpha \in \{x, y, z, +, -\}$ . When we need to refer to the collective operators on a specific number of qubits, we will do this with a superscript  $\mathbf{S}_\alpha^{[n]}$  is the collective operator on  $n$  qubits

$$\mathbf{S}_\alpha^{[n]} = \sum_{i=1}^n \frac{1}{2} \sigma_\alpha^{(i)}. \quad (8.31)$$

These operators form a representation of the Lie algebra  $su(2)$ , meaning they satisfy the commutation relations

$$[\mathbf{S}_\alpha, \mathbf{S}_\beta] = i\epsilon_{\alpha,\beta,\gamma}\mathbf{S}_\gamma \quad \alpha, \beta, \gamma \in \{x, y, z\}. \quad (8.32)$$

The three cases of collective decoherence are then specified by

**Definition 8.4.1** (Weak collective decoherence) *When the OSR or SME algebra consists of only a single  $\sum_\alpha n_\alpha \mathbf{S}_\alpha$  ( $n_\alpha \in \mathbb{R}$ ,  $n_x^2 + n_y^2 + n_z^2 = 1$ ) and identity we call this decoherence mechanism weak collective decoherence. Single qubit rotations are always possible which take this operator to the operator  $\mathbf{S}_z$ . We will assume that this has been done and thus weak collective decoherence for our purposes will be when the OSR or SME algebra consists only of  $\mathbf{S}_z$  and  $\mathbf{I}$ .*

**Definition 8.4.2** (Strong collective decoherence) *When the OSR or SME algebra contains all  $\mathbf{S}_\alpha$ ,  $\alpha \in \{x, y, z\}$  and the identity we call this decoherence mechanism strong collective decoherence.*

**Definition 8.4.3** (Collective amplitude damping) *When the SME contains only the Lindblad operator  $\mathbf{S}_-$  and a Hamiltonian term  $\mathbf{S}_+\mathbf{S}_-$ , we call this decoherence mechanism collective amplitude damping. Notice that collective amplitude damping when extended to the full SME algebra is strong collective decoherence.*

## 8.5 Weak collective decoherence DFSs

In weak collective decoherence on  $n$  qubits, the only nontrivial error operator is  $\mathbf{S}_z$ . This error operator thus forms an abelian algebra  $\mathbf{A}$  with elements spanned by the set  $\{\mathbf{S}_z^0, \mathbf{S}_z^1, \mathbf{S}_z^2, \dots, \mathbf{S}_z^n\}$ . Due to the fact that  $\mathbf{S}_z$  is hermitian, there is not difference between the DFSs in the Hamiltonian/OSR treatment and the SME treatment. In the first case (OSR)  $\mathbf{S}_z$  will be the system operator and in the second case (SME)  $\mathbf{S}_z$  will be the sole Lindblad operator. Furthermore, because the algebra for the weak collective decoherence is abelian, the DF structure will be that of DF subspaces. This is because abelian algebras all have irreps which are one-dimensional and one-dimensional irreps simply correspond to DF subspaces (note that the converse is does not hold. There can be DF subspaces when the algebra is non-abelian. The algebra will be abelian over the subspaces, but over the entire space it can be non-abelian.)

The easiest way to understand the weak collective decoherence DFS is to work in the basis where  $\mathbf{S}_\alpha$  is diagonalized. This basis is just the standard computational basis  $|i\rangle = |i_1\rangle \otimes |i_2\rangle \otimes \dots \otimes |i_n\rangle$ ,

$$\mathbf{S}_z|i_1\rangle \otimes |i_2\rangle \otimes \dots \otimes |i_n\rangle = \frac{1}{2} \left( \sum_{l=1}^n (-1)^{i_l} \right) |i_1\rangle \otimes |i_2\rangle \otimes \dots \otimes |i_n\rangle. \quad (8.33)$$

Let  $H(i)$  denote the Hamming length of number  $i$  in binary:  $H(i)$  is the number of 1's in the binary expression of  $i$ . Then this is just

$$\mathbf{S}_z|i\rangle = \frac{1}{2}(n - 2H(i))|i\rangle. \quad (8.34)$$

Notice that for a given Hamming distance  $H(i)$ , the action of  $\mathbf{S}_z$  on all states with this Hamming distance  $H(i)$  is identical. The DF subspace criteria is the  $\mathbf{S}_z|\psi\rangle = c|\psi\rangle$  for each of the states  $|\psi\rangle$  in the subspace. Thus in our case we see that the DF subspaces correspond to states with equal Hamming weight.

**Definition 8.5.1** (Weak collective decoherence DF subspace  $\text{DFS}_n(H)$ ) *Weak collective decoherence on  $n$  qubits supports DF subspaces labeled by the integer  $0 \leq h \leq n$ ,  $\text{DFS}_n(h)$ .  $\text{DFS}_n(h)$  is spanned by basis states in the computational basis  $|i\rangle$  which have Hamming weight  $H(i)$  equal to  $h$ .*

This result follows directly from the DF subspace Hamiltonian and semigroup master equation criteria.

The dimension of a given  $\text{DFS}_n(h)$  is given by the number of ways a  $n$  bit number can be written which has a Hamming distance  $h$ . This is given by

$$\dim(\text{DFS}_n(h)) = n_h = \binom{n}{h}. \quad (8.35)$$

The largest DFS for a fixed number of qubits then corresponds to the case when  $h = \frac{n}{2}$  when  $n$  is even, or  $h = \frac{n \pm 1}{2}$  when  $n$  is odd.

### 8.5.1 The weak DFS basis

A complete set of commuting observables for the weak collective decoherence DFS on  $n$  qubits is given by the set of operators  $\{\mathbf{S}_z^{[1]}, \mathbf{S}_z^{[2]}, \mathbf{S}_z^{[3]}, \dots, \mathbf{S}_z^{[n]}\}$ [109]. The corresponding basis is then denoted by  $|S_z^{[1]}, S_z^{[2]}, \dots, S_z^{[n]}\rangle$ . This basis is especially nice because it allows a for a graphical representation of the DFSs and their basis states. We will call this basis the weak DFS basis. In Figure 8.1, the horizontal axis marks the number of qubits and the vertical axis measures the eigenvalue of  $\mathbf{S}_z$ . Each state in the basis  $|S_z^{[1]}, S_z^{[2]}, \dots, S_z^{[n]}\rangle$  corresponds to a path from the origin to the given DFS in which only connections which act from left to right are allowed.

A simple example will help explain our notation. For  $n = 3$ , there are 4 DF subspaces. These correspond to Hamming distances  $h = 0$ ,  $h = 1$ ,  $h = 2$ , and  $h = 3$ . The basis states for these DFSs in the standard computational basis are

$$\begin{aligned} \text{DFS}_3(0) &= \{|000\rangle, \quad \text{DFS}_3(1) = \begin{cases} |001\rangle \\ |010\rangle \\ |100\rangle \end{cases}, \\ \text{DFS}_3(2) &= \begin{cases} |110\rangle \\ |101\rangle \\ |011\rangle \end{cases}, \quad \text{DFS}_3(3) = \{|111\rangle \end{aligned} \quad (8.36)$$

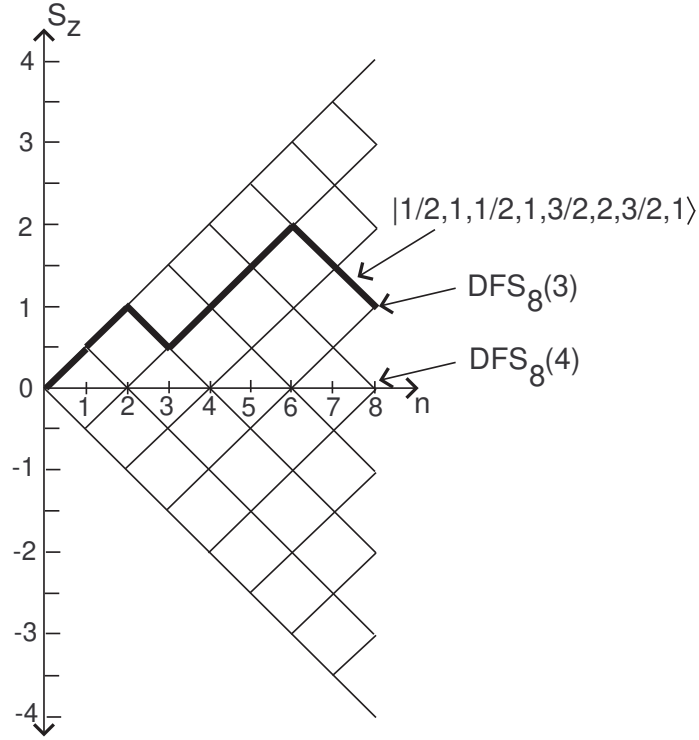


Figure 8.1: *Weak collective decoherence DFS graphical depiction*

In the weak DFS basis, these states would be denoted by

$$\begin{aligned}
 |000\rangle &= |S_z^{[1]} = \frac{1}{2}, S_z^{[2]} = 1, S_z^{[3]} = \frac{3}{2}\rangle \\
 |001\rangle &= |S_z^{[1]} = \frac{1}{2}, S_z^{[2]} = 1, S_z^{[3]} = \frac{1}{2}\rangle \\
 |010\rangle &= |S_z^{[1]} = \frac{1}{2}, S_z^{[2]} = 0, S_z^{[3]} = \frac{1}{2}\rangle \\
 |100\rangle &= |S_z^{[1]} = -\frac{1}{2}, S_z^{[2]} = 0, S_z^{[3]} = \frac{1}{2}\rangle \\
 |011\rangle &= |S_z^{[1]} = \frac{1}{2}, S_z^{[2]} = 0, S_z^{[3]} = -\frac{1}{2}\rangle \\
 |101\rangle &= |S_z^{[1]} = -\frac{1}{2}, S_z^{[2]} = 0, S_z^{[3]} = -\frac{1}{2}\rangle \\
 |110\rangle &= |S_z^{[1]} = -\frac{1}{2}, S_z^{[2]} = -1, S_z^{[3]} = -\frac{1}{2}\rangle \\
 |111\rangle &= |S_z^{[1]} = -\frac{1}{2}, S_z^{[2]} = -1, S_z^{[3]} = -\frac{3}{2}\rangle.
 \end{aligned} \tag{8.37}$$

A qutrit of information, for example, can be encoded into the DFS<sub>3</sub>(1)

$$\begin{aligned}
|\psi\rangle &= \alpha|001\rangle + \beta|010\rangle + \beta|100\rangle \\
&= \alpha|S_z^{[1]} = \frac{1}{2}, S_z^{[2]} = 1, S_z^{[3]} = \frac{1}{2}\rangle + \beta|S_z^{[1]} = \frac{1}{2}, S_z^{[2]} = 0, S_z^{[3]} = \frac{1}{2}\rangle \\
&\quad + \gamma|S_z^{[1]} = -\frac{1}{2}, S_z^{[2]} = 0, S_z^{[3]} = \frac{1}{2}\rangle,
\end{aligned} \tag{8.38}$$

and  $\mathbf{S}_z^{[3]}$  acts on  $|\psi\rangle$  as a scalar  $\mathbf{S}_z^{[3]}|\psi\rangle = \frac{1}{2}|\psi\rangle$ .

Finally in Table 8.1 we assemble the dimension of the weak collective decoherence DFS. Notice that these numbers are just Pascal's triangles. It is easy then to see the connection between the number of paths in Figure 8.1 and the degeneracy in Eq. (8.35)

$h = 6$						1
$h = 5$					1	6
$h = 4$				1	5	15
$h = 3$			1	4	10	20
$h = 2$		1	3	6	10	15
$h = 1$	1	2	3	4	5	6
$h = 0$	1	1	1	1	1	1
	$n = 1$	$n = 2$	$n = 3$	$n = 4$	$n = 5$	$n = 6$

Table 8.1: *Weak collective decoherence DFS dimensions, given by the degeneracy  $n_h$*

## 8.6 Strong collective decoherence DFSs

Strong collective decoherence on  $n$  qubits is characterized by the action of the three operators  $\mathbf{S}_x^{[n]}$ ,  $\mathbf{S}_y^{[n]}$ , and  $\mathbf{S}_z^{[n]}$ . These operators act as the Lie algebra  $su(2)$  and this will help us to characterize the DFSs arising from these operators. In particular, the rules of addition of angular momentum allow us to completely understand the irreps of the  $\mathbf{S}_\alpha^{[n]}$ . In particular we think of the computational basis states  $|0\rangle$  and  $|1\rangle$  as spin-1/2 particles under the mapping  $|0\rangle \rightarrow |J = \frac{1}{2}, m = \frac{1}{2}\rangle$  and  $|1\rangle \rightarrow |J = \frac{1}{2}, m = -\frac{1}{2}\rangle$ .

The operators  $\mathbf{S}_\alpha^{[n]}$  do not commute with each other and thus they cannot be simultaneously diagonalized. Following standard addition of angular momentum, we find that the operators

$$(\mathbf{S}^{[n]})^2 = (\mathbf{S}_x^{[n]})^2 + (\mathbf{S}_y^{[n]})^2 + (\mathbf{S}_z^{[n]})^2 \quad \text{and} \quad \mathbf{S}_z^{[n]} \tag{8.39}$$

do commute. These two operators do not form a complete basis for the entire Hilbert space. Thus for given eigenvalues of these two operators we must assign a degeneracy

index which completes the basis. By simultaneously diagonalizing these two operators we have a basis  $|J, \lambda, m\rangle$  which are a representation of  $su(2)$ ,

$$\begin{aligned} (\mathbf{S}^{[n]})^2 |J, \lambda, m\rangle &= J(J+1)|J, \lambda, m\rangle \\ \mathbf{S}_z^{[n]} |J, \lambda, m\rangle &= m|J, \lambda, m\rangle. \end{aligned} \quad (8.40)$$

Here,  $0(1/2) \leq J \leq n/2$  and  $-J \leq m \leq J$  and  $\lambda$  labels the degeneracy mentioned above. In analogy with the addition of angular momentum, we will think of the qubits as spin-1/2 particles.  $J$  then represents the total angular momentum of the particles and  $m$  labels the projection of the angular momentum along the  $z$ -axis. It is important to realize that the qubit does not necessarily correspond to a spin-1/2 particle in the physical system. However, using the language of angular momentum and addition of spin-1/2 particles will simplify our nomenclature significantly. Using these basic observations, we can move on to study the irreps of the algebra  $\mathbf{A}$  for strong collective decoherence.

The algebra  $\mathbf{A}$  generated from  $\mathbf{S}_x^{[n]}$ ,  $\mathbf{S}_y^{[n]}$ , and  $\mathbf{S}_z^{[n]}$  plus identity  $\mathbf{I}$  can be decomposed as

$$\mathbf{A} \cong \bigoplus_{J=0(1/2)}^{n/2} \mathbf{I}_{n_J} \otimes \mathbf{M}_{2J+1}, \quad (8.41)$$

where  $J$  labels the total angular momentum of a particular irrep (and hence the 0 or 1/2 depending on whether  $n$  is even or odd, respectively),  $\mathbf{M}_d$  is the algebra of all linear operators on a  $d$  dimensional space, and  $\mathbf{I}_d$  is the algebra consisting only of the identity operator  $\mathbf{I}$ .  $n_J$  is then the degeneracy of the  $J$ th irrep and  $d_J = 2J + 1$  is dimension of the  $J$ th irrep. The degeneracy of the  $J$ th irrep is given by [142]

$$n_J = \frac{(2J+1)n!}{(n/2+J+1)!(n/2-J)!}. \quad (8.42)$$

Corresponding to the decomposition Eq. (8.41) the action of the  $\mathbf{S}_\alpha$ 's act as

$$\mathbf{S}_\alpha = \bigoplus_{J=0(1/2)}^{n/2} \mathbf{I}_{n_J} \otimes \mathbf{S}_\alpha(2J+1), \quad (8.43)$$

where  $\mathbf{S}_\alpha(2J+1)$  is the  $2J+1$  dimensional representation of  $su(2)$ . Corresponding to this representation is a basis  $|J, \lambda, m\rangle$  which is acted upon as  $\mathbf{S}_\alpha |J, \lambda, m\rangle = |J, \lambda\rangle \otimes \mathbf{S}_\alpha(2J+1)|m\rangle$ . Notice that this action depends on which  $|J\rangle$  is acted upon, but is independent of the degeneracy index  $\lambda$ .

**Definition 8.6.1** (Strong collective decoherence DF subsystem  $\text{DFS}_n(J)$ ) *Strong collective decoherence on  $n$  qubits supports DFS labeled by the integer  $0(1/2) \leq J \leq n/2$ ,  $\text{DFS}_n(J)$ .  $\text{DFS}_n(J)$  in general has a subsystem structure. The states in  $\text{DFS}_n(J)$  are*

all eigenstates of  $(\mathbf{S}^{[n]})^2$  with eigenvalue  $J(J+1)$ . The action of the collective decoherence operators  $\mathbf{S}_\alpha^{[n]}$  act as representations of  $su(2)$  on the eigenstates of  $\mathbf{S}_z^{[n]}$  for a particular total angular momentum  $J$ . Finally, the DFS is realized by the degeneracy of the  $J$ th irrep.

The strong collective decoherence DFS, then has information which is encoded into the degeneracy for a particular irrep label by the total angular momentum  $J$ . In addition of angular momentum, one takes two spin- $J$  and spin- $J'$  representations of  $su(2)$  adds them together to form spin- $K$  representation of  $su(2)$ . For the strong collective decoherence DFS, we perform this addition of angular momentum with spin-1/2 particles. Thus the degeneracy for a given  $J$  is given by *the different ways* in which  $n$  qubits can be added together under the laws of angular momentum addition such that the total angular momentum is  $J$ .

It is useful to present the first few  $\text{DFS}_n(J)$  states in order to gain some intuition for what is going on here.  $\text{DFS}_1(J)$  consists of only one DFS,  $\text{DFS}_1(1/2)$

$$\text{DFS}_1(1/2) = \begin{cases} |J = \frac{1}{2}, \lambda = 1, m = \frac{1}{2}\rangle = |0\rangle \\ |J = \frac{1}{2}, \lambda = 1, m = -\frac{1}{2}\rangle = |1\rangle \end{cases} \quad (8.44)$$

$\text{DFS}_2(J)$  now consists of two DFSs,  $\text{DFS}_2(1)$  and  $\text{DFS}_2(0)$ ,

$$\begin{aligned} \text{DFS}_2(1) &= \begin{cases} |J = 1, \lambda = 1, m = 1\rangle = |00\rangle \\ |J = 1, \lambda = 1, m = 0\rangle = \frac{1}{\sqrt{2}}(|01\rangle + |10\rangle) \\ |J = 1, \lambda = 1, m = -1\rangle = |11\rangle \end{cases} \\ \text{DFS}_2(0) &= \{|J = 0, \lambda = 1, m = 1\rangle = \frac{1}{\sqrt{2}}(|01\rangle - |10\rangle)\}. \end{aligned} \quad (8.45)$$

Here we see that the DFSs for  $n = 2$  simply correspond to the singlet and triplet spaces. Up to this point, however, there is no degeneracy ( $\lambda = 1$  for all DFSs). For  $n = 3$  however, this changes. At  $n = 2$  we saw that we had a singlet and a triplet. When we add a spin-1/2 particle to these states we can produce a  $J = 1/2$  by either adding to the singlet or subtracting from the triplet. Thus we see that there is a degeneracy in the DFS corresponding to  $J = 1/2$ ,

$$\begin{aligned} \text{DFS}_3(3/2) &= \begin{cases} |J = \frac{3}{2}, \lambda = 1, m = \frac{3}{2}\rangle = |000\rangle \\ |J = \frac{3}{2}, \lambda = 1, m = \frac{1}{2}\rangle = \frac{1}{\sqrt{3}}(|001\rangle + |010\rangle + |100\rangle) \\ |J = \frac{3}{2}, \lambda = 1, m = -\frac{1}{2}\rangle = \frac{1}{\sqrt{3}}(|110\rangle + |101\rangle + |011\rangle) \\ |J = -\frac{3}{2}, \lambda = 1, m = -\frac{3}{2}\rangle = |111\rangle \end{cases} \\ \text{DFS}_3(1/2) &= \begin{cases} |J = \frac{1}{2}, \lambda = 1, m = \frac{1}{2}\rangle = \frac{1}{\sqrt{2}}(|010\rangle - |100\rangle) \\ |J = \frac{1}{2}, \lambda = 1, m = -\frac{1}{2}\rangle = \frac{1}{\sqrt{2}}(|011\rangle - |101\rangle) \\ |J = \frac{1}{2}, \lambda = 2, m = \frac{1}{2}\rangle = \frac{1}{\sqrt{6}}(-2|001\rangle + |010\rangle + |100\rangle) \\ |J = \frac{1}{2}, \lambda = 2, m = -\frac{1}{2}\rangle = \frac{1}{\sqrt{6}}(2|110\rangle - |101\rangle - |011\rangle) \end{cases} \end{aligned} \quad (8.46)$$



The states with  $\lambda = 1$  were obtained by taking a singlet and adding a single spin-1/2 and the states with  $\lambda = 2$  were obtained by taking a triplet and subtracting a single spin-1/2. Thus we see that for  $n = 3$ , we can encode one qubit of information into the degeneracy index  $\lambda$ .

### 8.6.1 The strong DFS basis

The DFS corresponding to different  $J$  values for a given  $n$  can be computed using standard methods for the addition of angular momentum[98]. This can best be illustrated by examining a full basis for the entire Hilbert space. The set of operators

$$\{(\mathbf{S}^{[1]})^2, (\mathbf{S}^{[2]})^2, \dots, (\mathbf{S}^{[n]})^2, \mathbf{S}_z^{[n]}\} \quad (8.47)$$

forms a complete set of commuting observables for the Hilbert space of  $n$  qubits,  $\mathbb{C}^{2^n}$ [109]. Corresponding to this set of observables is a basis which we will label as

$$|J_1, J_2, \dots, J_{n-1}, J_n, m\rangle. \quad (8.48)$$

This basis is acted upon by the complete set of commuting observables in Eq. (8.47) as

$$\begin{aligned} (\mathbf{S}^{[k]})^2 |J_1, J_2, \dots, J_{n-1}, J_n, m\rangle &= J_k(J_k + 1) |J_1, J_2, \dots, J_{n-1}, J_n, m\rangle \\ \mathbf{S}_z^{[n]} |J_1, J_2, \dots, J_{n-1}, J_n, m\rangle &= m |J_1, J_2, \dots, J_{n-1}, J_n, m\rangle. \end{aligned} \quad (8.49)$$

We call this basis the strong DFS basis. We will always assume that the  $J_1, J_2, \dots, J_n$  and  $m$  are consistent with the laws of the addition of angular momentum.

One can understand this basis by thinking of the addition of angular momentum in a piecewise fashion. We start with a spin-1/2 particle. Adding another qubit which is just a spin-1/2 particle, we can then create a spin-1 or a spin-0 particle. If we proceed in this manner, for  $k$  qubits we may have a spin- $J$  particle and adding another qubit allows for the creation of spin- $J + 1/2$  or spin- $J - 1/2$  (if  $J - 1/2$  is positive) particles. This graphical addition of angular momentum can be easily visualized as in Figure 8.2 below. The horizontal axis of Figure 8.2 is the number of qubits  $n$  and the vertical axis is the total angular momentum  $J$  obtained by summing angular momenta of  $n$  spin-1/2 particles. Each state in a DFS is represented by a pathway from the origin always moving from left to right.

Thus we find that the degeneracy  $\lambda$  is labeled by the set of pathways via which one can piecewise construct a given  $J$  dimensional representation of  $su(2)$ . Symbolically we might express this as  $|J, \lambda, m\rangle = |J, \lambda = (J_1, J_2, \dots, J_{n-1}), m\rangle$ . When we are talking about a particular  $n$  qubit DFS we will often use the notation  $|J_n, \lambda, m\rangle$  to mesh with the strong DFS basis.

Finally we include in Table 8.2 the degeneracy of the  $J$ th irreducible representation for  $n$  qubits. The entries of this table are obtained just as in Pascal's triangle, except half of the triangle is missing because negative angular momentum  $J$  is not allowed. The entries are exactly those in Eq. (8.42).

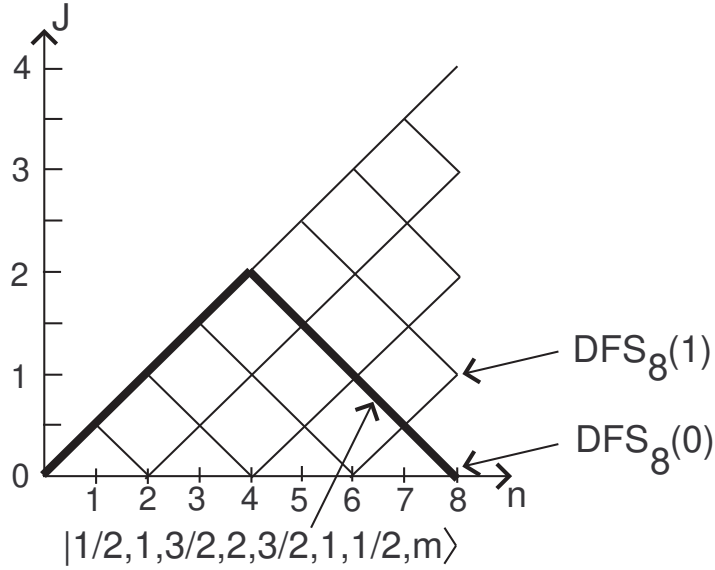


Figure 8.2: *Strong collective decoherence DFS graphical depiction*

## 8.7 Collective amplitude damping DF subspaces

Finally let us consider the DFSs for collective amplitude damping[70]. On  $n$  qubits, collective amplitude damping consists of a Hamiltonian evolution  $\mathbf{S}_+^{[n]}\mathbf{S}_-^{[n]}$  and a collective annihilation Lindblad operator  $\mathbf{S}_-^{[n]}$ . Using the  $|J, \lambda, m\rangle$  basis from Section 8.6 the action of both of these operators can be evaluated:

$$\begin{aligned} \mathbf{S}_-^{[n]}|J_n, \lambda, m\rangle &= \sqrt{(J_n + m)(J_n - m + 1)}|J_n, \lambda, m - 1\rangle \\ \mathbf{S}_+^{[n]}\mathbf{S}_-^{[n]}|J_n, \lambda, m\rangle &= (J_n + m)(J_n - m + 1)|J_n, \lambda, m\rangle. \end{aligned} \quad (8.50)$$

As mentioned previously, if we extend these operators to form a  $\dagger$ -closed complex associative algebra, we obtain exactly the case of strong collective decoherence. Thus it is clear that information encoded into the degeneracy of the strong collective decoherence DFS can be used to store information in the collective amplitude damping case. However we recall that the condition we used to show the strong collective decoherence DFS was a sufficient but not necessary condition for the existence of a DFS.

Here, then we will examine the DF subspaces of collective amplitude damping where we have a criteria which is both necessary and sufficient. The DF subspace condition is that the Lindblad operators act as identity on the states in the DF subspace. In the case of the collective amplitude damping the Lindblad operator is only  $\mathbf{S}_-^{[n]}$ . From equation Eq. (8.50), the only states for which this holds true are the

$J = 3$						1
$J = \frac{5}{2}$				1		
$J = 2$			1			5
$J = \frac{3}{2}$			1		4	
$J = 1$		1		3		9
$J = \frac{1}{2}$	1		2		5	
$J = 0$		1		2		5
	$n = 1$	$n = 2$	$n = 3$	$n = 4$	$n = 5$	$n = 6$

Table 8.2: *Strong collective decoherence DFS dimensions, given by the degeneracy  $n_J$*

states  $|J_n, \lambda, m = -J_n\rangle$ . In particular we see that

$$\mathbf{S}_-^{[n]}|J_n, \lambda, m = -J_n\rangle = 0. \quad (8.51)$$

Furthermore, the Hamiltonian term  $\mathbf{S}_+^{[n]}\mathbf{S}_-^{[n]}$  preserves this subspace

$$\mathbf{S}_+^{[n]}\mathbf{S}_-^{[n]}|J_n, \lambda, m = -J_n\rangle = 0. \quad (8.52)$$

Thus we find that

**Definition 8.7.1** (Collective amplitude damping DF subspace  $\text{DFS}_n$ ) *Collective amplitude damping, in addition to supporting the DF subsystem of strong collective decoherence, supports a DF subspace. The elements of this subspace are the states annihilated by the  $\mathbf{S}_-^{[n]}$  operator. These states have a projection of the total angular momentum along the  $z$ -axis which is negative the total angular momentum of the state.*

Below we list the elements of the collective amplitude damping DFS for between 1 and 3 qubits

$$\begin{aligned} \text{DFS}_1 &= \{|1\rangle \\ \text{DFS}_2 &= \left\{ \begin{array}{l} |00\rangle \\ \frac{1}{\sqrt{2}}(|01\rangle - |10\rangle) \end{array} \right. \\ \text{DFS}_3 &= \left\{ \begin{array}{l} \frac{1}{\sqrt{6}}(-2|001\rangle + |010\rangle + |100\rangle) \\ \frac{1}{\sqrt{2}}(|011\rangle - |101\rangle) \\ |000\rangle \end{array} \right. \end{aligned} \quad (8.53)$$

From this list we find that we can encode a single qubit of information into two physical qubits.

The dimension of the collective amplitude damping DF subspace is given by

$$n_c = \binom{n}{\lfloor \frac{n}{2} \rfloor}, \quad (8.54)$$

which can be found by summing the degeneracy of the appropriate strong collective decoherence DFSs  $n_J$ .

Since we will not work with universality or quantum computing structures on the collective amplitude damping DF subspace, we will not construct a nice basis for this DFS.

## 8.8 Collective decoherence

In this chapter we have seen how collective coupling of a system to a bath can occur under reasonably generic conditions. In latter chapters we will encounter physical systems which explicitly realize this regime. The value of the collective decoherence model, of course, is limited by how realistic collective coupling is as a source of decoherence.

## Chapter 9

# Universality on Collective Decoherence Decoherence-Free Subsystems

*Is it possible to compute on collective decoherence decoherence-free subsystems or are these decoherence-free subsystems useless for quantum computation?*

In this chapter we discuss how to use the weak and strong collective decoherence DFSs for quantum computation. The first issue we address is understanding how to perform universal quantum computation on the weak and strong DFS. We begin this task by examining the nontrivial one and two qubit interactions which preserve the relevant DFS structure. We then discuss universal control on both the strong and weak collective decoherence DFSs. A discussion of the issue of conjoining DFSs then allow us to claim universal unitary manipulation on the DFSs. Preparation and measurements on the collective DFSs is then discussed. Finally fault-tolerant quantum computation using concatenated collective DFSs is discussed.

### 9.1 Nontrivial one and two qubit interactions on the collective DFSs

It is always possible to construct a set of interactions which is universal on an encoding corresponding to a given DFSs (see Section 7.3.4.) For physical reasons, however, we would like to limit the interactions on qubit subsystems to be either single qubit or multiple qubit operators.

In this section we find the one and two-qubit interactions which are in the commutant of the relevant algebra  $\mathbf{A}$  for the weak and strong collective decoherence DFSs.

It will turn out to be sufficient for universality to examine only elements of the commutant  $A'$ .

### 9.1.1 Weak collective decoherence DFS commutant operations

Weak collective decoherence on  $n$  qubits has an OSR or SME algebra  $A$  generated by the operations  $\{\mathbf{I}, \mathbf{S}_z^{[n]}\}$ .

Consider the single qubit Hamiltonian acting on the  $k$ th qubit,  $\mathbf{H}_1^{(k)} = \vec{n} \cdot \boldsymbol{\sigma}^{(k)}$ . Taking the commutator of this operator with the nontrivial element of  $A$ , we find that

$$[\mathbf{S}_z^{[n]}, \mathbf{H}_1^{(k)}] = 2i (n_x \boldsymbol{\sigma}_y^{(k)} - n_y \boldsymbol{\sigma}_x^{(k)}). \quad (9.1)$$

Using the trace-inner product, this implies that the only single qubit operators which are in the commutant of  $A$  are the operators  $n_z \boldsymbol{\sigma}_z^{(k)}$ .

Consider next a two qubit Hamiltonian acting between the  $k$ th and  $l$ th qubit,  $\mathbf{H}_2^{(kl)} = \sum_{\alpha, \beta=1}^3 h_{\alpha\beta} \boldsymbol{\sigma}_\alpha^{(k)} \boldsymbol{\sigma}_\beta^{(l)}$ . Taking the commutator of this with  $\mathbf{S}_z^{[n]}$  we find that

$$[\mathbf{S}_z^{[n]}, \mathbf{H}_2^{(kl)}] = 2i \sum_{\beta=1}^3 (h_{1\beta} \boldsymbol{\sigma}_y^{(k)} \boldsymbol{\sigma}_\beta^{(l)} - h_{2\beta} \boldsymbol{\sigma}_x^{(k)} \boldsymbol{\sigma}_\beta^{(l)} + h_{\beta 1} \boldsymbol{\sigma}_\beta^{(k)} \boldsymbol{\sigma}_y^{(l)} - h_{\beta 2} \boldsymbol{\sigma}_\beta^{(k)} \boldsymbol{\sigma}_x^{(l)}). \quad (9.2)$$

The first point directly relevant is the  $\boldsymbol{\sigma}_z^{(k)} \boldsymbol{\sigma}_z^{(l)}$  operator commutes with  $\mathbf{S}_z^{[n]}$ . Furthermore if we collect like terms on the right hand side of the above commutator, and use the trace inner product we find that we can make the commutator vanish by setting  $h_{12} = -h_{21}$  and  $h_{11} = h_{22}$ . Thus the two-qubit operators which are in  $A$  are all given by

$$h_{33} \boldsymbol{\sigma}_z^{(k)} \boldsymbol{\sigma}_z^{(l)} + h_{12} (\boldsymbol{\sigma}_x^{(k)} \boldsymbol{\sigma}_y^{(l)} - \boldsymbol{\sigma}_y^{(k)} \boldsymbol{\sigma}_x^{(l)}) + h_{11} (\boldsymbol{\sigma}_x^{(k)} \boldsymbol{\sigma}_x^{(l)} + \boldsymbol{\sigma}_y^{(k)} \boldsymbol{\sigma}_y^{(l)}). \quad (9.3)$$

The most general Hamiltonian on two qubits  $i$  and  $j$  is then of the form

$$\mathbf{T}_{ij}(z_1, z_2, z_3, z_4, h) = \begin{pmatrix} z_1 & 0 & 0 & 0 \\ 0 & z_2 & h & 0 \\ 0 & h^* & z_3 & 0 \\ 0 & 0 & 0 & z_4 \end{pmatrix}, \quad (9.4)$$

where we have expressed the operator in the standard computational basis[109].

### 9.1.2 Strong collective decoherence DFS commutant operations

Strong collective decoherence on  $n$  qubits has an OSR or SME algebra  $A$  generated by  $\{\mathbf{I}, \mathbf{S}_x^{[n]}, \mathbf{S}_y^{[n]}, \mathbf{S}_z^{[n]}\}$ .

There are no single-qubit operators in the commutant of  $\mathbf{A}$ . To see this note that for a single qubit operator  $\vec{n} \cdot \vec{\sigma}^{(i)}$ , one can always construct a collective operator  $\vec{m} \cdot \vec{\mathbf{S}}^{[n]}$  for some  $\vec{m}$  such that  $\vec{m} \cdot \vec{n} \neq 0$  and thus  $[\vec{n} \cdot \vec{\sigma}^{(i)}, \vec{m} \cdot \vec{\mathbf{S}}^{[n]}] \neq 0$ .

For the two-qubit operators, we can immediately reduce the possible commuting Hamiltonians to the two-qubit operators which are in the commutant for the weak collective decoherence DFS,

$$\mathbf{H}^{(kl)}(h_{33}, h_{12}, h_{11}) = h_{33} \sigma_z^{(k)} \sigma_z^{(l)} + h_{12} (\sigma_x^{(k)} \sigma_y^{(l)} - \sigma_y^{(k)} \sigma_x^{(l)}) + h_{11} (\sigma_x^{(k)} \sigma_x^{(l)} + \sigma_y^{(k)} \sigma_y^{(l)}). \quad (9.5)$$

Taking the commutator of this operator with  $\mathbf{S}_x^{[n]}$  we find that

$$\begin{aligned} [\mathbf{S}_x^{[n]}, \mathbf{H}^{(kl)}(h_{33}, h_{12}, h_{11})] &= 2i \left[ -h_{33} (\sigma_y^{(k)} \sigma_z^{(l)} + \sigma_z^{(l)} \sigma_y^{(k)}) \right. \\ &\quad + h_{12} (\sigma_x^{(k)} \sigma_z^{(l)} - \sigma_z^{(k)} \sigma_x^{(l)}) \\ &\quad \left. + h_{11} (\sigma_z^{(k)} \sigma_y^{(l)} + \sigma_y^{(k)} \sigma_z^{(l)}) \right], \end{aligned} \quad (9.6)$$

which vanishes only if  $h_{11} = h_{33}$  and  $h_{12} = 0$ . Thus we see that the Hamiltonian

$$\mathbf{H}^{(kl)} = h (\sigma_x^{(k)} \sigma_x^{(l)} + \sigma_y^{(k)} \sigma_y^{(l)} + \sigma_z^{(k)} \sigma_z^{(l)}). \quad (9.7)$$

Including a global phase  $\mathbf{I}$  operator and scaling appropriately, this operator is the exchange interaction between qubits  $i$  and  $j$

$$\mathbf{E}_{ij} = \begin{pmatrix} 1 & 0 & 0 & 0 \\ 0 & 0 & 1 & 0 \\ 0 & 1 & 0 & 0 \\ 0 & 0 & 0 & 1 \end{pmatrix} = \frac{1}{2} (\mathbf{I} + \sigma_x^{(i)} \sigma_x^{(j)} + \sigma_y^{(i)} \sigma_y^{(j)} + \sigma_z^{(i)} \sigma_z^{(j)}) = \frac{1}{2} (\mathbf{I} + \vec{\sigma}^{(i)} \cdot \vec{\sigma}^{(j)}), \quad (9.8)$$

where we have expressed the exchange operator in a matrix form over the standard computational basis over the two qubits  $i$  and  $j$ . The exchange operator  $\mathbf{E}_{ij}$  exchanges qubits  $i$  and  $j$ :  $\mathbf{E}_{ij} |\psi\rangle_i |\phi\rangle_j = |\phi\rangle_i |\psi\rangle_j$ .

## 9.2 Weak collective decoherence DFS universality

In this section we discuss universal quantum computation on the weak collective decoherence DFSs. Recalling Eq. (9.4), define the operators

$$\begin{aligned} \mathbf{T}_{ij}^P &= \mathbf{T}_{ij}(1, 0, 0, 0) = \text{diag}_{ij}(1, 0, 0, 0) \\ \mathbf{T}_{ij}^Q &= \mathbf{T}_{ij}(0, 0, 0, 1, 0) = \text{diag}_{ij}(0, 0, 0, 1) \\ \bar{\mathbf{Z}}_{ij} &= \mathbf{T}_{ij}(0, 0, 1, 0, 0) = \text{diag}_{ij}(0, 0, 1, 0), \end{aligned} \quad (9.9)$$

where  $\text{diag}_{ij}(a, b, c, d) = a|00\rangle\langle 00| + b|01\rangle\langle 01| + c|10\rangle\langle 10| + d|11\rangle\langle 11|$  represents the a matrix with diagonal elements in the standard computational basis. Define the set

$$\mathbf{H} = \{\mathbf{E}_{i,i+1}, \mathbf{T}_{i,i+1}^P, \mathbf{T}_{i,i+1}^Q, \bar{\mathbf{Z}}_{i,i+1} : i = 1, \dots, n-1\}. \quad (9.10)$$

where  $\mathbf{E}_{i,i+1}$  is the exchange interaction between the  $i$  and  $i + 1$ th qubit. Notice that this set  $\mathbf{H}$  contains nearest neighbor interactions. All of the operators in this set are in the commutant of the algebra generated by  $\{\mathbf{I}, \mathbf{S}_z^{[n]}\}$  and thus preserve the DFS structure of the weak collective decoherence DFS.

The control afforded over the weak collective decoherence DFSs with Hamiltonians from  $\mathbf{H}$  is described by the following theorem:

**Theorem 9.2.1** [109] *For any  $n \geq 2$  qubits undergoing weak collective decoherence, the set of Hamiltonians  $\mathbf{H}$  generates (in the sense of a Lie algebra) a Lie algebra which acts independently as  $su(n_h)$  on  $DFS_n(h)$ . If  $\mathcal{L}$  denotes the Lie algebra generated by  $\mathbf{H}$ , then*

$$\mathcal{L} = \bigoplus_{h=0}^n su \left( \binom{n}{h} \right). \quad (9.11)$$

*To say that the Lie algebra  $su(n_h)$  acts independently on  $DFS_n(h)$  means that there are elements in the Lie algebra which act only on  $DFS_n(h)$  and annihilate all other  $DFS_n(h')$ ,  $h' \neq h$ .*

Proof: See Appendix B.

Let us reflect on what this theorem implies. This theorem tells us that given control over the Hamiltonians in  $\mathbf{H}$ , any unitary action on an encoded weak collective decoherence DFS can be enacted. Since these operators are in the commutant of the weak collective decoherence algebra  $\mathbf{A}$ , these operators are in some sense maximal: they can not mix different DFSs and they operate as full  $su(n_h)$  on the DFSs.

In Chapter 10 we will have the opportunity to calculate explicit representations of the gates needed for the physically relevant case of an ion trap quantum computer.

### 9.2.1 Conjoining weak collective decoherence DFSs and universality

In order to use weak collective decoherence DFSs for universal quantum computation, there must be map from the DFSs to the quantum circuit model. In particular the mapping from the encoded information to the subsystem structure of the quantum circuit model must be made. The fact that weak collective decoherence is most likely to occur when qubits are closely spaced puts certain constraints on the subsystem structure. Suppose we use a weak collective decoherence DFS on  $k$  qubits as our basic subsystem which encodes  $d$  qubits of information. Notice that the subsystem structure of the physical qubits is mapped to the subsystem structure of the quantum circuit model in the weak collective decoherence DFS case. Theorem 9.2.1 implies that given the operators in  $\mathbf{H}$  we can construct  $su(d)$  operations on these encoded subsystems.

But what about when we bring the two subsystems together to implement more complicated gates? When two encoded subsystems are thus *conjoined* we would like



to maintain the DF property of these states. When we conjoin two weak collective decoherence DFSs, these states inhabit a DFS of the combined space. If  $h$  is the Hamming weight of the first subsystems DFS and  $h$  is also the Hamming weight of the second subsystems DFS, then the conjoined system inhabits the  $2h$  Hamming weight DFS (more general situations where the DFSs are of differing Hamming weights follow similar arguments.) Furthermore, Theorem 9.2.1 tells us that given the operators in  $\mathbf{H}$  we can perform operations which preserve the  $h$  Hamming weight DFS. Among these operations are the operations which have an input output property which individually preserve each  $h$  Hamming weight DFS. Thus we can perform nontrivial operations between the two subsystems which always maintain the combined ( $2h$  Hamming weight) weak collective decoherence DFS.

Thus we see that Theorem 9.2.1 allows for universal quantum computation on subsystems while maintaining the DF condition under the caveat that conjoined subsystems must also be DF. Since weak collective decoherence is conditioned on the close spacing of the qubits, one would therefore expect that subsystems involving the smallest number of qubits would be used in such a conjoining scheme.

### 9.3 Strong collective decoherence DFS universality

The following theorem demonstrates how the exchange interaction can be used for quantum computation on the strong collective decoherence DFS:

**Theorem 9.3.1** [109] *For any  $n \geq 2$  qubits undergoing strong collective decoherence let  $\mathcal{S}$  be the set of exchange Hamiltonians  $\mathbf{E}_{ij}$  acting between qubits  $i$  and  $j$ . The Lie algebra generated by  $\mathcal{S}$  contains the ability to perform  $su(n_J)$  independently on the degeneracy of every irrep  $J$ . If  $\mathcal{L}$  is the Lie algebra generated by  $\mathcal{S}$  then*

$$\mathcal{L} \cong \bigoplus_{J=0(1/2)}^{n/2} su(n_J) \otimes \mathcal{I}_{d_J}, \quad (9.12)$$

where  $\mathcal{I}_{d_J}$  represents an identity operator on the  $d_J$  dimensional irrep space. The ability to perform each  $su(n_J)$  independently means that the Lie algebra contains elements which act nontrivial on the  $J$ th irrep but annihilate all states outside of this irrep.

Proof: See Appendix C.

This theorem implies that the only interaction needed to perform computation on the strong collective decoherence DFS is the exchange interaction. Like the weak collective decoherence case, this result is in some sense maximal: the operations do not mix DFSs but act fully on the DFS encoded information.

This remarkable theorem implies that quantum computation can be performed with only the exchange Hamiltonian between qubits. In Chapter 11 we will have the opportunity to give explicit gate constructions in the context of a solid-state exchange based quantum computer.

### 9.3.1 Conjoining strong collective decoherence DFSs for universality

Conjoining strong collective decoherence DFSs is slightly more complicated than in the weak collective decoherence case because the DFSs are now subsystems and not subspaces. Suppose we use a strong collective decoherence DFS on  $k$  qubits as our basic subsystem which encodes  $d$  qubits of information. On these  $k$  qubits suppose we encode into the subsystem with total angular momentum  $J$ . Theorem 9.3.1 implies that the exchange Hamiltonian can be used to perform any encoded  $su(d)$  on each of these individual subsystems.

When the two subsystems are conjoined, the resulting states inhabit many different irreps of the conjoined system. This can be understood via the rules of addition of angular momentum. If two  $J$  irreps are conjoined, then the resulting system will have support over irreps on the conjoined system with total angular momentum  $J' = 0, J' = 1, \dots, J' = 2J$ .

$$|J, \lambda_1, m_1\rangle \otimes |J, \lambda_2, m_2\rangle = \sum_{J'=0}^{2J} \sum_{m_{12}=-J'}^{J'} c_{J', m_{12}} |J', \lambda_{12}, m_{12}\rangle, \quad (9.13)$$

where  $\lambda_1$  and  $\lambda_2$  label the degeneracies of the individual subsystem and  $\lambda_{12}$  denotes the total degeneracy when the subsystems are conjoined. In particular  $|\lambda_{12}\rangle$  contains the tensor product of  $|\lambda_1\rangle$  and  $|\lambda_2\rangle$ . If we let  $\mathcal{H}_{\lambda_{12}}$  denote the Hilbert space of this degenerate information, then

$$\mathcal{H}_{\lambda_{12}} \cong (\mathcal{H}_{\lambda_1} \otimes \mathcal{H}_{\lambda_2}) \oplus \mathcal{H}_{\lambda'_{12}}, \quad (9.14)$$

where  $\mathcal{H}_{\lambda_i}$  contains the information in the  $i$ th degeneracy and  $\mathcal{H}_{\lambda'_{12}}$  denotes all of the other degeneracies. Via Theorem 9.3.1 we can now perform any unitary manipulation on each of the subsystems. Thus we can perform operations which act as operations whose final result is an operation on  $\mathcal{H}_{\lambda_1} \otimes \mathcal{H}_{\lambda_2}$ . This will represent an encoded action between the encoded subsystem.

It is important to note that while the two subsystem are conjoined, strong collective decoherence errors will affect the different DFSs indexed by  $J'$ . This decoherence can distinguish between the different DFSs and thus it might appear that this would lead to problems for the conjoined information. To see that this is not a problem, one notes that the actions which distinguish between each of the different  $J'$  only act to change the manner in which the conjoining is achieved. During the course of

an operation on two conjoined DFSs, strong collective decoherence errors act on the  $|m_{12}\rangle$  index. When the action on each of the  $J'$  irreps on the  $\mathcal{H}_{\lambda_1} \otimes \mathcal{H}_{\lambda_2}$  components is identical, however, the effect of these errors only serve to perhaps entangle the  $|m_1\rangle$  and  $|m_2\rangle$  degrees of freedom.

## 9.4 Weak collective decoherence DFS preparation and measurement

In order to make use of a weak collective decoherence DFS for quantum computation, we must, in addition to the universal manipulations described above, be able to prepare and measure the states in the DFS.

Here we would like to note that it is not necessary to prepare states that have support exclusively within the DFS, i.e. that have no component outside of the DFS. This follows from the fact that in our construction, while a computation is performed, there is no mixing of states inside and outside of the DFS. If an initially prepared state is “contaminated” (has support outside of the DFS we want to compute on), then the result of the computation will have the same amount of contamination, i.e. the initial error does not spread.

For example, suppose we can prepare the state  $\rho = (1-p)|\psi\rangle\langle\psi| + p|\psi_{\perp}\rangle\langle\psi_{\perp}|$  where  $|\psi\rangle$  is a state of a particular DFS and  $|\psi_{\perp}\rangle$  is a state outside of the DFS. Computation on the DFS will proceed independently on the DFS and the states outside of the DFS. Readout will then obtain the result of the computation with probability  $(1-p)$ . Repeated application can then be used to magnify this computation. Thus perfect preparation is not a strict requirement. Preparation which is not perfect, however, will hinder the quantum computer and thus it is desirable to be able to prepare DFS states.

For weak collective decoherence DFSs preparation of initial pure state is rather simple. Pure state preparation into a DFS with a Hamming weight  $h$  corresponds to the preparation of a state with a specific number of  $|0\rangle$  and  $|1\rangle$  (eigenstates of the  $\sigma_z$ ). This can be easily accomplished if measurements in the  $\sigma_z^{(i)}$  basis are possible as well as the ability to perform  $\sigma_x^{(i)}$  gates (to “flip” the bits).

The second crucial ingredient for computation on a DFS (in addition to preparation) is the decoding or readout of quantum information resulting from a computation. Once again, there are many options for how this can be performed. For example, in the weak collective decoherence case one can make a measurement which distinguishes all of the DFSs and all of the states within this DFS by simply making a measurement in the  $\sigma_z$  basis on every qubit. Further, all measurements with a given number of distinct eigenvalues can be performed by first rotating the observable into one corresponding to a measurement in the computational basis (which, in turn, corresponds to a unitary operation on the DFS) and then performing the given measurement in the  $\sigma_z$  basis, and finally rotating back. There are other situations where one would

like to, say, make a measurement of an observable over the DFS which has only two different eigenvalues. This type of measurement can be most easily performed by a conjoined measurement [9]. In this scheme, one attaches another DFS to the original DFS, forming a single larger DFS. Then, assuming universal quantum computation over this larger DFS one can always perform operations which allow a measurement of the first DFS by entangling it with the second DFS, and reading out (destructively as described for the weak collective decoherence case above) the second DFS.

For example, suppose the first DFS encodes two bits of quantum information,  $|k, l\rangle_L$ ,  $k, l = \{0, 1\}$ , and the second DFS encodes a single bit of quantum information  $\{|0\rangle_L, |1\rangle_L\}$ . Then one can make a measurement of the observable  $\sigma_z \otimes \mathbf{I}$  on the first DFS by performing an encoded controlled-NOT operation between the first and the second DFS, and reading out the second DFS in the encoded  $\sigma_z$  basis. For the weak collective decoherence case the ability to make this destructive measurement on the ancilla (not on the code) simply corresponds to the ability to measure single  $\sigma_z$  operations.

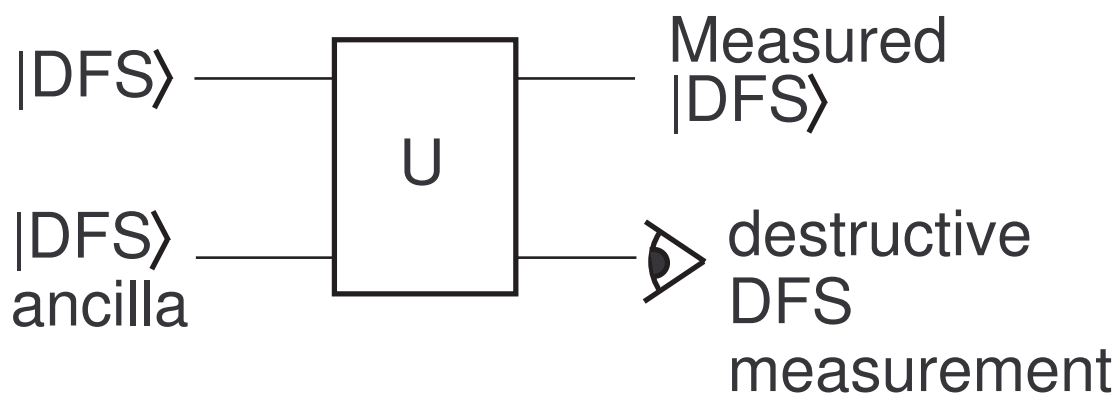


Figure 9.1: *The conjoined measurement scheme*

Finally, we note that for a weak collective decoherence DFS there is a destructive measurement which distinguishes between different DFSs (corresponding to a measurement of the number of  $|1\rangle$ 's). One can fault-tolerantly prepare a weak collective decoherence DFS state by repeatedly performing such a measurement to guarantee that the state is in the proper DFS. The conjoined measurement procedures described above for any DFS are naturally fault-tolerant in the sense that they can be repeated and are non-destructive [95, 9]. Thus fault-tolerant preparation and decoding is available for the weak collective decoherence DFS.

## 9.5 Strong collective decoherence DFS preparation and measurement

At first glance it might seem difficult to prepare pure states of a strong collective decoherence DFS, because these states are nontrivially entangled. However, it is easy to see that every DF *subspace* contains a state which is a tensor product of singlet states:

$$|0_D\rangle = \left(\frac{1}{\sqrt{2}}\right)^{n/2} \otimes_{j=1}^{n/2} (|01\rangle - |10\rangle), \quad (9.15)$$

because these states have zero total angular momentum. Thus a supply of singlet states is sufficient to prepare DF subspace states. Further, DF *subsystems* always contain a state which is a tensor product of a DF subspace and a pure state of the form  $|1\rangle \otimes \cdots \otimes |1\rangle$ . This can be seen from Figure (8.2), where the lowest path leading to a specific  $\text{DFS}_n(J)$  is composed of a segment passing through a DF subspace (and is thus of the form  $|0_D\rangle$ ), and a segment going straight up from there to  $\text{DFS}_n(J)$ . The corresponding state is equivalent to adding a spin-0 (DF subspace) and a spin- $J$  DF subsystem (the  $|J, m_J = J\rangle$  state of the latter is seen to be made up entirely of  $|1\rangle \otimes \cdots \otimes |1\rangle$ ). In general, addition of a spin-0 DFS and a spin- $J$  DFS simply corresponds to tensoring the two states. Note, however, that addition of two arbitrary DF subsystems into a larger DFS is not nearly as simple: concatenation of two  $J \neq 0$  DFSs does *not* correspond to tensoring.

Pure state preparation for a strong collective decoherence DFS can thus be as simple as the ability to produce singlet states and  $|1\rangle$  states (it is also possible to use the  $|J, m_J = -J\rangle = |0\rangle \otimes \cdots \otimes |0\rangle$  or any of the other  $|J, m_J\rangle$  states plus singlets). Other, more complicated pure state preparation procedures are also conceivable, and the decision as to which procedure to use is clearly determined by the available resources to manipulate quantum states. The pure state preparation of singlets and computational basis states has the distinct advantage that verification of these states should be experimentally achievable. Such verification is necessary for fault-tolerant preparation [95].

Measurements on the strong collective decoherence DFS can be performed by using the conjoined measurement scheme detailed in the weak collective decoherence DFS discussion in Section 9.4. In particular, by attaching a strong collective decoherence DF *subspace* ancilla via such conjoining, one can construct any conjoined measurement scenario. All that remains to be shown is how to perform a destructive measurement on such an ancilla.

One way to perform a destructive measurement on the  $n = 4$  strong collective decoherence DF subspace was presented in [9] (for another see [64]). This scheme involves measuring  $\sigma_z^{(1)}, \sigma_z^{(2)}, \sigma_x^{(3)}, \sigma_x^{(4)}$  on the four qubits. To see how this measurement works, note that the four qubit strong DF subspace is spanned by the two

states

$$\begin{aligned} |0_L\rangle &= \frac{1}{2} (|01\rangle - |10\rangle) (|01\rangle - |10\rangle) \\ |1_L\rangle &= \frac{1}{\sqrt{12}} (2|0011\rangle + 2|1100\rangle - |0101\rangle - |1010\rangle - |0110\rangle - |1001\rangle). \end{aligned} \quad (9.16)$$

If measurement of  $\sigma_z^{(1)}$  and  $\sigma_z^{(2)}$  yields  $|00\rangle$  or  $|11\rangle$ , then one declares that the state must be  $|1_L\rangle$ . If however, the measurement yields,  $|01\rangle$  or  $|10\rangle$ , then the remaining two qubits are in the states

$$\begin{aligned} |0_L\rangle &\rightarrow \frac{1}{\sqrt{2}}(|01\rangle - |10\rangle) = \frac{1}{\sqrt{2}}(|-+\rangle - |+-\rangle) \\ |1_L\rangle &\rightarrow \frac{1}{\sqrt{2}}(|01\rangle + |10\rangle) = \frac{1}{\sqrt{2}}(|++\rangle - |--\rangle). \end{aligned} \quad (9.17)$$

Where we have rewritten the states in the eigenstates of  $\sigma_x$ :  $\sigma_x|\pm\rangle = \pm|\pm\rangle$ . Measurement of  $\sigma_x$  on the remaining qubits then destructively distinguishes between  $|0_L\rangle$  and  $|1_L\rangle$ .

Further, we note that the ability to perform a conjoined measurement scenario by conjoining an ancilla DFS composed of a single encoded-qubit, can be used to perform any possible conjoined DFS measurement scenario. As mentioned in the weak collective decoherence case, the conjoined measurement procedures are fault-tolerant. Thus we have shown how to perform fault-tolerant preparation and decoding on the strong collective decoherence DFS.

## 9.6 Fault-tolerant quantum computation and collective decoherence DFSs

So far we have shown how to implement universal computation with local Hamiltonians on a collective DFS corresponding to a single block of qubits. This construction assumes that the only errors are collective. This is a very stringent symmetry requirement, which obviously becomes less realistic as the number of particles  $n$  increases significantly. It is thus necessary to be able to deal with perturbations that break the collective-decoherence (permutation) symmetry. To deal with these perturbations we will have to use a quantum error correcting code (QECC). This quantum error correcting code will work on the encoded DFS information. We then say that the DFSs are concatenated into a QECC.

One particular realization of this concatenation scheme was proposed in [135]. In [135] DFS blocks of four particles (each block constituting a single encoded qubit) into a QECC. The QECC in the outer layer then takes care of any single encoded-qubit errors on each of its constituent DFS-blocks. By choosing an appropriate QECC it is

thus possible to deal with the appropriate type of non-collective error on the encoded DFS-qubits. More generally any dimensional collective DFS can be concatenated into a fault-tolerant QECC scheme. In the previous sections we have shown how to manipulate this information, how to fault-tolerantly measure the information, and how to prepare the information.

One issue arising with concatenation which we have not yet addressed is the ability to fault-tolerantly detect leakage errors on a DFS. Concatenation resulting in unreliable leakage detection would be useless. However, this is not a problem here, since detection can easily be performed when one has the ability to make some fault-tolerant measurements on the DFS and also to perform universal manipulations over any combination of DFS states. Both of these are valid with the DFS-QECC concatenation, as we have summarized above. In particular, it is always possible to measure the relevant observables for leakage by (i) attaching ancilla encoded DFS states, (ii) performing the leakage syndrome detection routine onto the ancilla states, and (iii) fault-tolerantly measuring this ancilla ([9, 109]).

We re-emphasize that the fault-tolerance in our proposed scheme is not solely a result of properties of decoherence-free subsystems. Decoherence-free subsystems must be combined with quantum error correcting codes to achieve full fault-tolerant quantum computation.

## 9.7 Collective decoherence and quantum computation

In this chapter we have seen how collective decoherence DFSs can be used as a quantum computer. Of particular importance was the discovery that one and two-body interactions are sufficient for universal quantum computation on the encoding corresponding to the DFS. Furthermore, realistically implementable preparation and measurement scenarios were put forth. Thus we see that under some fairly non-stringent conditions collective decoherence DFSs can be put to use to build a quantum computer. This being said, the actual details of the implementations in physical systems will have many important issues of actual execution of the tasks we have described in this chapter. In the following two chapters we detail some of the details of the using collective decoherence DFSs in specific physical systems.

## Chapter 10

# The Weak Collective Decoherence Ion Trap Quantum Computer

The first physical realization of a decoherence-free subspace under ambient conditions (i.e. naturally occurring decoherence) was realized in a trapped ion experiment performed by a group at NIST[111, 110] in 2001. In this chapter we discuss how to perform universal quantum computation on the ion trap DFS of this experiment. The ion trap DFS corresponds of [111, 110] is the weak collective decoherence DFS. In this chapter we discuss how to perform universal quantum computation on clusters of these two qubit DFSs within the context of an ion trap multi-qubit manipulation scheme proposed by Sørensen and Mølmer[179, 147, 180]. This is an important concrete application of the concepts presented in previous sections for universal quantum computation on a DFS.

### 10.1 The ion trap quantum computer

Ion traps are among the leading architectures for a future quantum computer. In the ion trap quantum computing architecture multiple ions are confined strongly in two directions ( $x$  and  $y$ ) compared to the confinement along a third direction ( $z$ ). With few numbers of ions confined into an appropriate trap, the ions form a linear chain. The physical qubits of an ion trap quantum computer are associated with internal quantum numbers for each ion (usually hyperfine levels). The internal state of the ions can be prepared using optical pumping and highly efficient readout of the qubit state can be achieved via electron shelving[151, 166, 22].

The first proposal for an ion trap quantum computer was the proposal of Cirac and Zoller[47]. These authors showed how to use the collective center of mass motion of the trapped ions as a logical bus state for enacting a nontrivial quantum operation between the internal states of two ions. Combined with single qubit gates on the qubits and the preparation and readout mentioned above, this showed that ions traps



could in principle realize all of the components needed for quantum computation. In order to make this architecture scalable, some method of moving ions between traps[205] or of coupling multiple traps together[48, 157, 192] must be added onto this basic scheme.

Much progress has been made in the experimental demonstration of ion traps as coherent manipulators of quantum information culminating with the recent demonstration of an entangled state of four ions[165]. The reader is referred to [184, 205] for a review of some of the basics of the ion trap quantum computer.

## 10.2 The ion trap DFS

Among the particular achievements of ion trap quantum computing is the recent demonstration of a DF subspace of two ions[111, 110]. In the experiment described in [111, 110] a single ion was initially prepared in the state  $|\psi\rangle = \frac{1}{\sqrt{2}}(|0\rangle + e^{i\phi}|1\rangle)$ . The physical qubits  $|0\rangle$  and  $|1\rangle$  in this experiment corresponded to the  $F = 2, m_F = -2$  and  $F = 1, m_F = -1$  sublevels of the  $^2S_{1/2}$  ground state of a  $^9\text{Be}^+$  ion. A two qubit interaction (of the form described in Section 10.3 below) was then applied to this single qubit state and a prepared  $|0\rangle$  state of a second ion. This two qubit interaction has the effect of moving the information in the single qubit to a two qubit encoding

$$|0\rangle \otimes \frac{1}{\sqrt{2}}(|0\rangle + e^{i\phi}|1\rangle) \rightarrow \frac{1}{\sqrt{2}}(|\psi_{-}\rangle + e^{i\phi}|\psi_{+}\rangle), \quad (10.1)$$

where  $|\psi_{\pm}\rangle = \frac{1}{\sqrt{2}}(|01\rangle \pm i|10\rangle)$ . Note that  $|\psi_{\pm}\rangle$  span the same space as  $|01\rangle, |10\rangle$ . The state then has been encoded into the weak collective decoherence DFS<sub>2</sub>(1). In the ambient conditions experiment, this state was then allowed exposure to the environment and then the reverse encoding procedure was applied and the state of the qubit was read out. A similar experiment with no encoding and decoding but with preparation into the state  $|0\rangle \otimes \frac{1}{\sqrt{2}}(|0\rangle + e^{i\phi}|1\rangle)$  was also performed. From these two experiments, the decoherence time without encoding was  $(7.9 \pm 1.5)\text{ns}$  while the decoherence time with the DFS encoding was  $(2.2 \pm 0.3)\text{ns}$ . This, then, clearly demonstrates how DF coding can result in protection of quantum information from decoherence. Furthermore, the decoherence rates in this experiment were severely limited by the fidelity of the encoding, decoding, and preparation mechanisms. Thus it appears that the limiting decoherence rate attained with the DFS encoding is mostly the result of the heating of the trap. This heating is not seen as a fundamental obstacle to ion trap quantum computing[205] but has so far defied identification.

We would like to address the issue of how to use the DFS encoded states for quantum computing in the “quantum CCD” model of an ion trap quantum computer[110]. In the quantum CCD model a large trap with many independent microtraps is envisioned. The ions in the microtraps can perform local quantum computations (using

the microtraps vibrational modes for the computation) and the ions from the microtraps can be moved in between individual microtraps to realize the quantum circuit model. A particularly nice feature of encoding into the DFS states in the quantum CCD model is that spatial variation of magnetic fields will not dephase the ions as they are moved around between the microtraps. The question which arises when using the two qubit weak collective decoherence DFS for ion trap quantum computing is how to perform manipulations of the information stored in the traps without leaving the DFS. We will call a quantum computer based around the encoded weak collective decoherence DFS the *ion trap DFS quantum computer*.

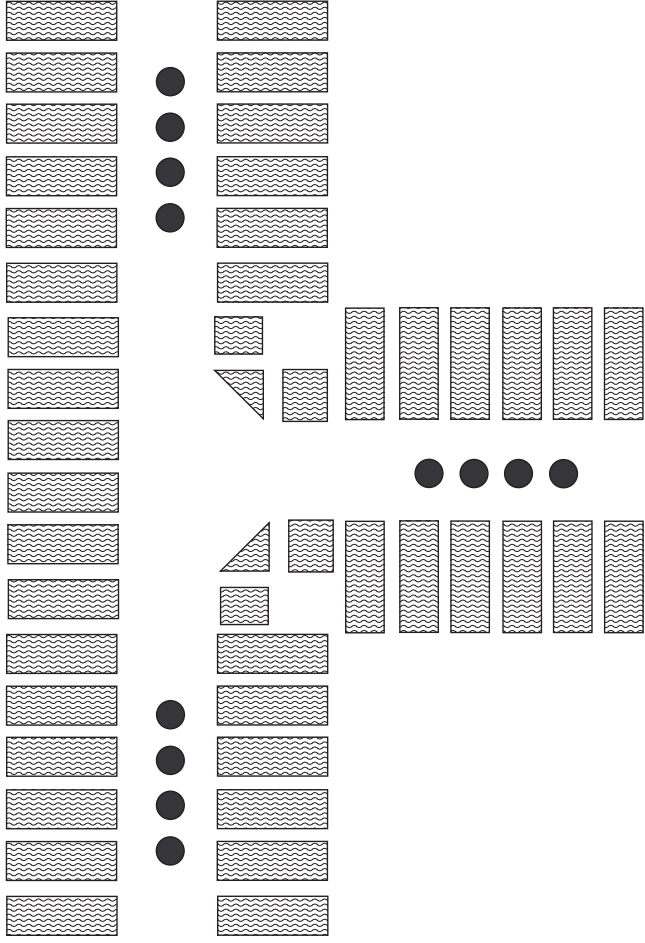


Figure 10.1: *The quantum CCD ion trap quantum computer*

### 10.3 The Sørensen and Mølmer quantum gates

The four ion entanglement experiment[165] and the two ion DFS experiment[111, 110] both used a method for manipulating trapped ions which was devised by Sørensen and Mølmer. This scheme[179, 147, 180] is an improvement over the proposal given by Cirac and Zoller[47] in that it does not require that the vibrational state of the center of mass of the ions be cooled to the ground state. The Sørensen and Mølmer scheme is fairly insensitive to the occupations of the vibrational states of the trap. In this section we present an overview of the Sørensen and Mølmer scheme and demonstrate

how it can be used to enact two different operations which we will then use to show how to perform universal quantum computer on the ion trap DFS quantum computer.

$n$  ions in a linear trap interacting with a laser field of frequency  $\omega$  are described by the Hamiltonian

$$\mathbf{H} = \mathbf{H}_0 + \mathbf{V}(t), \quad (10.2)$$

where

$$\begin{aligned} \mathbf{H}_0 &= \nu \mathbf{a}^\dagger \mathbf{a} + \frac{\omega_0}{2} \sum_i \boldsymbol{\sigma}_z^{(i)} \\ \mathbf{V}(t) &= \sum_i \frac{\Omega_i}{2} \left( \boldsymbol{\sigma}_+^{(i)} e^{i\eta_i(\mathbf{a} + \mathbf{a}^\dagger) - i\omega t + i\phi} + \boldsymbol{\sigma}_-^{(i)} e^{-i\eta_i(\mathbf{a} + \mathbf{a}^\dagger) + i\omega t - i\phi} \right). \end{aligned} \quad (10.3)$$

Here  $\nu$  is the frequency of the vibrational mode,  $\mathbf{a}^\dagger$  and  $\mathbf{a}$  are the ladder operators for this mode,  $\omega_0$  is the energy difference between the ions internal states which are being used as qubits, and  $\Omega_i$  is the Rabi frequency of the  $i$ th ion.  $\eta_i$  is the Lamb-Dicke parameter which represents the projection of the laser  $k$  vector along the direction of the string ions and rms excursion of the ionic center-of-mass along this direction and  $\phi_i$  is the phase of the laser on the  $i$ th ion. We have replaced the position of the ions by the ladder operators  $k\mathbf{x}_i = \eta_i(\mathbf{a} + \mathbf{a}^\dagger)$  and assumed that the laser is close to a sideband  $\omega \approx \omega_0 \pm \nu$  for a single vibrational mode. For simplicity, we will also assume that  $\eta_i = \eta$ : i.e. the coupling of the recoil to vibration is the same for all ions. The center of mass mode is one for which this assumption is valid. We assume also that the mode has been sufficiently cooled so that we are in the Lamb-Dicke regime  $\eta^2(n+1) \ll 1$  so that  $e^{i\eta(\mathbf{a} + \mathbf{a}^\dagger)} \approx \mathbf{I} + i\eta(\mathbf{a} + \mathbf{a}^\dagger)$ . For simplicity of notation, we place the phase into a new operator  $\mathbf{s}_\pm^{(i)} = \boldsymbol{\sigma}_\pm^{(i)} e^{\pm i\phi}$ . We will further assume ions experience identical Rabi frequencies,  $\Omega_i = \Omega$ .

Notice that we have assumed that we can control the phase  $\phi_i$  of the laser on each ion. We will only need this single ion phase control for the two qubit case. In this case the phase between the ions can be adjusted by changing the oscillation frequency of the trap. By changing the oscillation frequency of the trap, the ion spacing can be precisely controlled and therefore the relative phase between the two ions can be controlled[111].

Consider two lasers acting on the string of ions and assume that these are tuned to frequencies  $\omega + \delta$  and  $\omega - \delta$ . In the Lamb-Dicke limit in the interaction picture with respect to  $\mathbf{H}_0$ , the interaction Hamiltonian is given by

$$\begin{aligned} \tilde{\mathbf{V}}(t) &= 2\Omega \mathbf{J}_x(\vec{\phi}) \cos(\delta t) - \sqrt{2}\eta \mathbf{J}_y(\vec{\phi}) [\mathbf{x}(\cos(\nu - \delta)t + \cos(\nu + \delta)t) \\ &\quad + \mathbf{p}(\sin(\nu - \delta)t + \sin(\nu + \delta)t)], \end{aligned} \quad (10.4)$$

where  $\mathbf{x} = \frac{1}{\sqrt{2}}(\mathbf{a} + \mathbf{a}^\dagger)$ ,  $\mathbf{p} = \frac{i}{\sqrt{2}}(\mathbf{a}^\dagger - \mathbf{a})$ , and then we have defined the operators

$$\mathbf{J}_x(\vec{\phi}) = \frac{1}{2} \sum_i \left[ \mathbf{s}_+^{(i)}(\phi_i) + \mathbf{s}_-^{(i)}(\phi_i) \right] = \frac{1}{2} \sum_i \left[ e^{i\phi_i} \boldsymbol{\sigma}_+^{(i)} + e^{-i\phi_i} \boldsymbol{\sigma}_-^{(i)} \right]$$

$$\mathbf{J}_y(\vec{\phi}) = \frac{i}{2} \sum_i [\mathbf{s}_+^{(i)}(\phi_i) - \mathbf{s}_-^{(i)}(\phi_i)] = \frac{i}{2} \sum_i [e^{i\phi_i} \boldsymbol{\sigma}_+^{(i)} - e^{-i\phi_i} \boldsymbol{\sigma}_-^{(i)}]. \quad (10.5)$$

If the laser intensity is less than the detuning  $\Omega \ll \delta$  and the detuning is close the sidebands then the Hamiltonian becomes

$$\begin{aligned} \tilde{\mathbf{V}}(t) &= -\sqrt{2}\eta\Omega \left( \cos(\nu - \delta)t \mathbf{J}_y(\vec{\phi}) \mathbf{x} + \sin(\nu - \delta)t \mathbf{J}_y(\vec{\phi}) \mathbf{p} \right) \\ \tilde{\mathbf{V}}(t) &= f(t) \mathbf{J}_y(\vec{\phi}) \mathbf{x} + g(t) \mathbf{J}_y(\vec{\phi}) \mathbf{p}. \end{aligned} \quad (10.6)$$

The evolution operator for this Hamiltonian is of the form

$$\mathbf{U}(t) = e^{-iA(t)\mathbf{J}_y^2(\vec{\phi})} e^{-iF(t)\mathbf{J}_y(\vec{\phi})\mathbf{x}} e^{-iG(t)\mathbf{J}_y(\vec{\phi})\mathbf{p}}, \quad (10.7)$$

where

$$\begin{aligned} F(t) &= \int_0^t f(\tau) d\tau = -\frac{\sqrt{2}\eta\Omega}{\nu - \delta} \sin(\nu - \delta)t \\ G(t) &= \int_0^t g(\tau) d\tau = -\frac{\sqrt{2}\eta\Omega}{\nu - \delta} [1 - \cos(\nu - \delta)t] \\ A(t) &= \int_0^t F(\tau)g(\tau) d\tau = -\frac{\eta^2\Omega^2}{\nu - \delta} \left[ t - \frac{1}{2(\nu - \delta)} \sin 2(\nu - \delta)t \right]. \end{aligned} \quad (10.8)$$

By choosing the time  $(\nu - \delta)t_K = K2\pi$  the ion-mode entangling components of the gate vanish  $F(t_K) = 0$ ,  $G(t_K) = 0$  and

$$A(t_K) = \frac{2\pi\eta^2\Omega^2}{(\nu - \delta)^2} K, \quad (10.9)$$

such that the evolution is

$$\mathbf{S}(\vec{\phi}, K) = \exp \left[ -iA(t_K)\mathbf{J}_y^2(\vec{\phi}) \right]. \quad (10.10)$$

We will call the gate  $\mathbf{S}(K, \vec{\phi})$ ,  $K \in \mathbb{N}^+$  Sørensen and Mølmer gates[180]. By adjusting  $K$ ,  $\Omega$  and  $\delta$ , the Sørensen and Mølmer gates gives us basic Hamiltonian control over the (effective) Hamiltonian  $\mathbf{J}_y(\vec{\phi})$ .

## 10.4 Universal quantum computation on the ion trap DFS quantum computer

In this section we discuss how to use the Sørensen and Mølmer gates to perform quantum computation on the ion trap DFS quantum computer.

### 10.4.1 Single qubit rotations using Sørensen and Mølmer gates

Notice that the operation  $\mathbf{J}_y^2(\vec{\phi})$  is not in the commutant of the weak collective decoherence OSR algebra,  $[\mathbf{J}_y^2(\vec{\phi}), \mathbf{S}_z] \neq 0$ . For the single qubit gates, however, the Sørensen and Mølmer gates can still be used to perform computation entirely within the ion trap DFS. Note however, that during the operation of the Sørensen and Mølmer gates, the states are entangled with the vibrational modes and are also not within the DFS. Before and after the gates we will describe below, however, the DFS is preserved. Thus these gates must be executed faster than the weak collective decoherence of the system in order to not expose the system to too much weak collective decoherence.

The single qubit gates on the ion trap DFS will be executed when 2 ions have been maneuvered such these two ions are the only ions in a microtrap. Consider the following two ion operators

$$\begin{aligned}\bar{\mathbf{X}} &= 2\mathbf{J}_y^2\left(\phi_1 = -\frac{\pi}{2}, \phi_2 = -\frac{\pi}{2}\right) = \boldsymbol{\sigma}_x^{(1)}\boldsymbol{\sigma}_x^{(2)} + \mathbf{I} \\ \bar{\mathbf{Y}} &= 2\mathbf{J}_y^2\left(\phi_1 = 0, \phi_2 = -\frac{\pi}{2}\right) = \boldsymbol{\sigma}_y^{(1)}\boldsymbol{\sigma}_x^{(2)} + \mathbf{I}.\end{aligned}\quad (10.11)$$

While neither of these operators in the in the commutant of the OSR algebra form the weak collective decoherence case, the operations do preserve the two qubit weak collective decoherence DFS. Specifically we see that, neglecting the global phase shift produced by the identity  $\mathbf{I}$ ,

$$\begin{aligned}\bar{\mathbf{X}}|01\rangle &= |10\rangle, & \bar{\mathbf{X}}|10\rangle &= |01\rangle \\ \bar{\mathbf{Y}}|01\rangle &= i|10\rangle, & \bar{\mathbf{Y}}|10\rangle &= -i|01\rangle.\end{aligned}\quad (10.12)$$

We thus see that  $\bar{\mathbf{X}}$  and  $\bar{\mathbf{Y}}$  act as encoded  $\boldsymbol{\sigma}_x$  and  $\boldsymbol{\sigma}_y$  respectively on the  $|01\rangle, |10\rangle$  basis. These are examples of operations which are not in the commutant but which preserve a particular DFS. Note that these operations do not preserve all of the 2 qubit weak collective decoherence DFSs:  $\text{DFS}_2(2)$  ( $|00\rangle$ ) and  $\text{DFS}_2(0)$  ( $|11\rangle$ ) are mixed.

Using the Sørensen and Mølmer gates we can implement the two Hamiltonian evolutions

$$\exp[-i\bar{\mathbf{X}}t] \quad \text{and} \quad \exp[-i\bar{\mathbf{Y}}t]. \quad (10.13)$$

Thus encoded rotations about  $\boldsymbol{\sigma}_x$  and  $\boldsymbol{\sigma}_y$  are possible using the Sørensen and Mølmer gates. These two operations in combination then serve to generate any single qubit rotation on the encoded states  $|01\rangle$  and  $|10\rangle$ .

### 10.4.2 A nontrivial two qubit gate utilizing Sørensen and Mølmer gates

Having shown how to implement single qubit gates on the ion trap DFS, we now address the question of encoded two qubit operations. For encoded two qubit operations two two-ion DFSs are brought together into a microtrap where the four ions are subjected to Sørensen and Mølmer gates. The conjoined qubits are now given by the states  $|0101\rangle$ ,  $|0110\rangle$ ,  $|1001\rangle$ , and  $|1010\rangle$ .

Let us show that there is a particular choice of parameters for which we can construct a Sørensen and Mølmer gate which acts non-trivially on the DFS, preserving the conjoined DFS space, but which must take the state out of the DFS during the course of the gate operation.

Consider the four ion operator

$$\begin{aligned}\bar{\mathbf{Y}}\mathbf{Y} &= 2\mathbf{J}_y^2(\phi_1 = 0, \phi_2 = 0, \phi_3 = 0, \phi_4 = 0) \\ &= \sum_{i=1}^4 \sum_{j=i+1}^4 \boldsymbol{\sigma}_y^{(i)} \boldsymbol{\sigma}_y^{(j)} + 2\mathbf{I}.\end{aligned}\quad (10.14)$$

Disregarding the irrelevant global phase producing  $\mathbf{I}$ , we find that

$$\exp[-it\bar{\mathbf{Y}}\mathbf{Y}] = \prod_{i=1}^4 \prod_{j=i+1}^4 \left( \cos(t)\mathbf{I} - i \sin(t)\boldsymbol{\sigma}_y^{(i)} \boldsymbol{\sigma}_y^{(j)} \right).\quad (10.15)$$

Evaluating this for  $t = \pi/4$ , we find that

$$\exp\left[-i\frac{\pi}{4}\bar{\mathbf{Y}}\mathbf{Y}\right] = \frac{e^{i\frac{\pi}{4}}}{\sqrt{2}} \left[ \mathbf{I} - i\boldsymbol{\sigma}_y^{(1)} \boldsymbol{\sigma}_y^{(2)} \boldsymbol{\sigma}_y^{(3)} \boldsymbol{\sigma}_y^{(4)} \right].\quad (10.16)$$

This is a nontrivial gate on the two encoded DFSs:

$$\begin{aligned}\exp\left[-i\frac{\pi}{4}\bar{\mathbf{Y}}\mathbf{Y}\right] |0101\rangle &= \frac{1}{\sqrt{2}} (|0101\rangle - i|1010\rangle) \\ \exp\left[-i\frac{\pi}{4}\bar{\mathbf{Y}}\mathbf{Y}\right] |0110\rangle &= \frac{1}{\sqrt{2}} (|0110\rangle - i|1001\rangle) \\ \exp\left[-i\frac{\pi}{4}\bar{\mathbf{Y}}\mathbf{Y}\right] |1001\rangle &= \frac{1}{\sqrt{2}} (|1001\rangle - i|0110\rangle) \\ \exp\left[-i\frac{\pi}{4}\bar{\mathbf{Y}}\mathbf{Y}\right] |1010\rangle &= \frac{1}{\sqrt{2}} (|1010\rangle - i|0101\rangle).\end{aligned}\quad (10.17)$$

This is a nontrivial encoded two-qubit gate between the ion trap DFSs. Together with single qubit rotations, this forms a universal set of gates.

The gate  $\exp\left[-i\frac{\pi}{2}\bar{\mathbf{Y}}\mathbf{Y}\right]$  is a Sørensen and Mølmer gate executed with  $A(t_K) = \pi$ . This condition is met if  $\frac{4\eta^2\Omega^2}{(\nu-\delta)^2}K = 1$  and the time to execute this operation is given

by[180]

$$t_K = \frac{\pi}{\eta\Omega} \sqrt{K}. \quad (10.18)$$

If  $K > 1$  is required to satisfy the above condition, then the ion will repeatedly cycle through being entangled with the system and the vibrational mode and will only return fully to the DFS after the completion of the operation. The gate we described above is exactly the gate used to create four body entanglement in [165].

## 10.5 Universal quantum computation on the ion trap DFS

In the previous section we have seen how to perform gates on the ion trap DFS which preserve the DFS. These gates, unlike our previous discussion of universal gates on a DFS, do not preserve the DFS during the entire operation of the interaction. This is reminiscent of the universal set of operators described by Lidar, Bacon, Kempe, and Whaley in [133, 134]. If these gates are fast on the time-scale of the weak collective decoherence mechanism, then these gates mesh nicely with the theory of fault-tolerant quantum error correcting codes. The reader is referred to [133, 134] for more information on this topic.

The example of the ion trap DFS is a good example of how encoding can be used to reduce decoherence in a quantum computing architecture. Just having an encoding which can help, however, is not in and of itself the only necessary component of building a quantum computer. In this chapter we have seen that using already developed methods for manipulating trapped ions universal control of the encoded information can also be easily achieved.

## Chapter 11

# The Exchange-Based Quantum Computer

In this chapter we discuss a quantum computer based only on the exchange interaction. This is particularly relevant to solid-state proposals for quantum computation due to the difficulty in supplementing the exchange interaction with other interactions to make the architecture fully universal. In contrast to these original proposals, in this chapter we discuss how to use encoded universality with the exchange interaction as the basis for universal quantum computation. We begin by discussing some of the generic properties of solid-state proposals including the difficulty of engineering single qubit manipulations on these systems. We then discuss the relevance of geometry, parallel operations, and subsystems in an exclusively exchange-based solid state quantum computer. An explicit proposal using the smallest possible encoding is then proposed. Single qubit gates and a two-qubit gate are then explicitly calculated. Finally, preparation, measurement, and leakage are discussed so as to present a complete proposal for solid state quantum computation using only the exchange interaction.

### 11.1 Solid-state quantum computer proposals and the exchange interaction

Among the plethora of experimental proposals for quantum computers there has been widespread interest in a number of solid-state approaches[141, 106, 201]. In the majority of these proposals, a genuine spin-1/2 particle is used as the basic qubit for the architecture. These approaches have proposed as their basic qubit, for example, the spin of a single electron on quantum dots[141], donor-atom nuclear spins[106], and electron spins in heterostructures[201]. A common thread throughout all of these spin-based solid-state architectures is their use of the exchange interaction (also known as the Heisenberg interaction) in order to produce two qubit gates between



neighboring spins. In all of these proposals, control of this exchange interaction is then supplemented by single qubit gates in order to generate a fully universal quantum computer.

Compared to the exchange interaction, the single qubit gates in most solid-state proposals are considerably slower, require greater device complexity and potentially lead to an increase in the decoherence rate of the device. In the Table 11.1, we assemble estimated exchange interactions strengths, single qubit interaction times, and the difficulty in constructing such single qubit interactions in a few of the solid state based quantum computers.

Table 11.1: *Solid-state quantum computer estimated parameters*

Proposal	Exchange gate	Single qubit gate	Single qubit difficulties
Donor-atom nuclear spins in Silicon[106]	$\approx 100$ MHz	$\approx 100$ kHz	Slow single qubit gates. Strong magnetic fields at low temperature[107].
Electron spins on quantum dots[141]	$\approx 1$ GHz	$\approx 1$ GHz	Strong inhomogenous magnetic fields[141, 35]. “g-factor” engineering [63].
Electron spins in Si-Ge heterostructures[201]	$\approx 1$ GHz	$\approx 1$ GHz	“g-factor” engineering [201, 63].

Table 11.1 illustrates that removal of the requirement of single qubit gates may greatly benefit these solid-state proposals. Luckily, we have seen in Chapter 11 that the exchange interaction without the single qubit gates can be used to perform encoded universal quantum computation. The idea, then, is to use the exchange interaction alone for solid-state quantum computers via encoding the quantum information. In principle, the proof (see Appendix C) of the universality of the exchange interaction tells us that such a construction is possible. Possibility however has little say in practicality. In this chapter we will address some of the details of such an solely-exchange-based quantum computer. From explicit gate constructions, to description of preparation and measurement procedures, we therefore will construct the basic outline of how an exchange-only based solid state quantum computer would function.

## 11.2 Universality and practicality

To get an idea of why it is important to understand the specifics of the exchange interaction universality for practical purposes, consider the results presented by Bacon *et al.* in [9]. This was the first work to demonstrate that the exchange operation alone could be used to perform quantum computation. In this work, the four qubit strong

collective decoherence DF subspace was used as the basis of the subsystems for the quantum computer. After demonstrating how the exchange interaction could be used to perform single qubit gates on this encoding, it was shown that a controlled phase Hamiltonian could be realized on this encoding via executing a complicated series of commutators involving exchange interactions. In particular defining

$$\begin{aligned}\mathbf{H}_1 &= [\mathbf{E}_{26}, \mathbf{E}_{12} + \mathbf{E}_{25}] + [\mathbf{E}_{15}, \mathbf{E}_{12} + \mathbf{E}_{16}] \\ \mathbf{H}_2 &= \sum_{j=5}^8 (\mathbf{E}_{1j} + \mathbf{E}_{2j}) \\ \mathbf{C} &= \frac{1}{32} [\mathbf{H}_1, [\mathbf{H}_2, \mathbf{H}_1]].\end{aligned}\tag{11.1}$$

We then find that the operator  $\mathbf{C}$  acts a two-qubit interaction between two four-qubit encoded DFSs. If  $|0_L\rangle$  and  $|1_L\rangle$  denote the encoded qubits in a particular basis, then  $\mathbf{C}$  acts as  $|0_L0_L\rangle \rightarrow 0$ ,  $|0_L1_L\rangle \rightarrow |0_L1_L\rangle$ ,  $|1_L0_L\rangle \rightarrow 0$ ,  $|1_L1_L\rangle \rightarrow 0$ . This operation can be used, in conjunction with single qubit operations to perform universal quantum computation.

In a similar manner, because the proof in Appendix C is inductively constructive it is always possible to exhibit such complex commutator and linear combinations which enact any operation on the strong collective decoherence DFS. Via the Kitaev-Solovay theorem, we know that this gate set will be on equivalent footing with any other gate set, yet, in a practical sense we have not seen how to implement this interaction without resorting to the approximate formula Eq. (3.38).

An example of the problem we face will help explain this problem. Suppose we were given the ability to perform the Hamiltonians  $\mathbf{H}_1 = \sigma_x$  and  $\mathbf{H}_2 = \sigma_y$  and we wished to implement the Hamiltonian  $\mathbf{H}_3 = \sigma_x + \sigma_y$  for a time  $T$ . Using a standard Euler angle construction we could perform a series of evolution with  $\mathbf{H}_1$  and  $\mathbf{H}_2$  which would result in this evolution. Suppose, however, instead of this Euler angle construction we decided to use the Trotter approximation formula

$$\left( \exp \left[ -\frac{i\mathbf{H}_1 T}{N} \right] \exp \left[ -\frac{i\mathbf{H}_2 T}{N} \right] \right)^N = \exp [-i(\mathbf{H}_1 + \mathbf{H}_2)T] + O\left(\frac{1}{N^2}\right),\tag{11.2}$$

to execute this gate. Recalling the definition of the error between two unitary operators from Section 3.6.1 we can explicitly calculate this error for our simple example. The results of this calculation are plotted in Figure 11.1 Since the error scales like  $1/N^2$ , in order to obtain an accuracy, say, that is sufficient for the threshold for quantum computation which is currently estimated at  $\approx 10^{-6}$ , we see that  $N^2$  must be of order  $10^3$ . Given gates with an interaction strength  $g$ , this implies that these interactions must be switched on and off at a rate of  $g/N^2$  in order to obtain a reasonable approximation. For almost all proposals, however, such rapid control of the system will not be achievable. Without knowing about the Euler angle construction, then, the real world functioning of the universality is unclear.

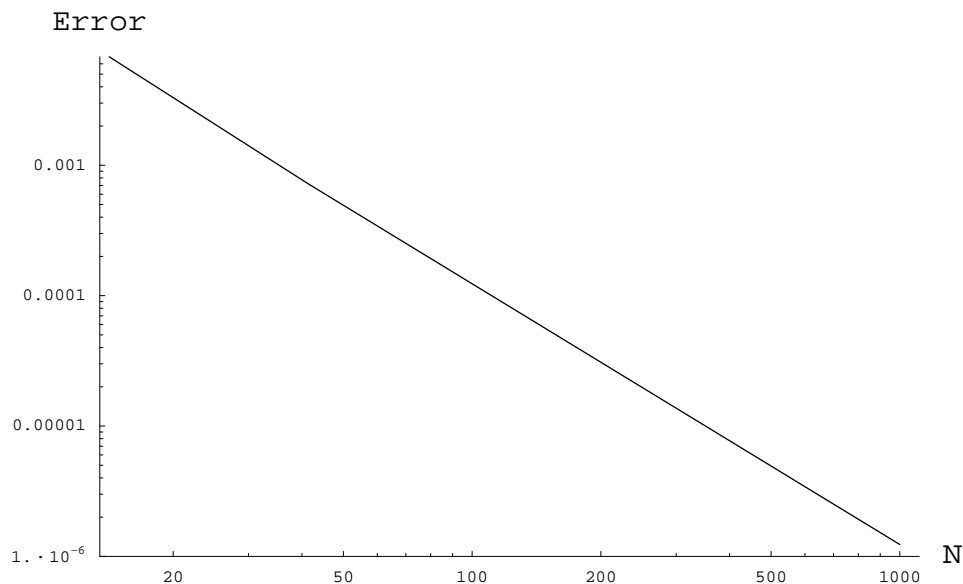


Figure 11.1: *Plot of the error in the example using the Trotter approximation*

We are faced with the problem of knowing that the exchange gates are universal but not knowing the explicit methods for explicit construction of the gates in this set. Of course, one can always resort to the Kitaev-Solovay theorem, which is constructive, to determine such gate sequences. For situations larger than a few qubits, however, this is an extremely daunting task to approach by brute force.

### 11.3 Subsystems and geometric layout

Before we discuss universality on the solely-exchange-based quantum computer, we must first discuss the subsystem structure of such a quantum computer. In this chapter we will focus on the smallest encoding which supports universality using the exchange interaction. This is the subsystems encoding of one logical qubit into three physical qubits. In this chapter we will not be concerned with the decoherence-free properties of these states and will instead just focus on their use in a quantum computer. Specifically, we will focus on the encoding

$$\begin{aligned}
 |0_L\rangle &= \frac{1}{\sqrt{2}} (|01\rangle - |10\rangle) |1\rangle \\
 |1_L\rangle &= \frac{2}{\sqrt{3}} |001\rangle - \frac{1}{\sqrt{3}} (|01\rangle + |10\rangle) |0\rangle.
 \end{aligned} \tag{11.3}$$

An important component of any quantum computer is the geometric layout and connectivity of the physical qubits. In an encoded universality construction it is

especially important to consider the geometry of the encoded qubits. We will consider three different geometries which will probably best represent future solid-state device layouts. Other arrangements are, of course, possible, but these layouts should be representative of real world constraints imposed on most solid-solid state systems.

In the first layout, which we will call the *one-dimensional layout*, the physical qubits are assumed to lie in linear succession. Only nearest neighbor exchange interactions are allowed such that within an encoded qubit only two of three possible exchanger interactions can be implemented. This model is sketched in Figure 11.2.

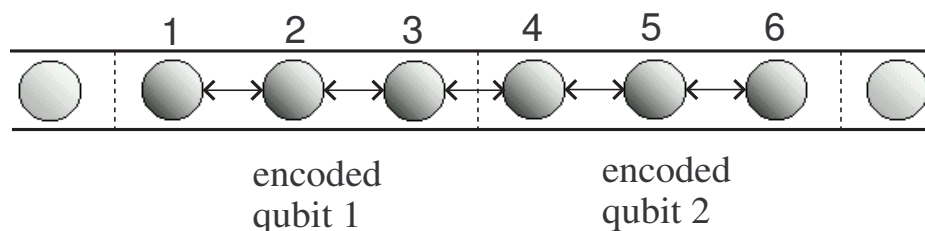


Figure 11.2: *The one-dimensional layout*

In the second layout, which we will call the *triangular layout*, the physical qubits are assumed to be arranged in a linear succession of triangular encoded qubits. Each triangle represents an encoded qubit and successive triangles are only coupled by one exchange interaction. This model is sketched in Figure 11.3.

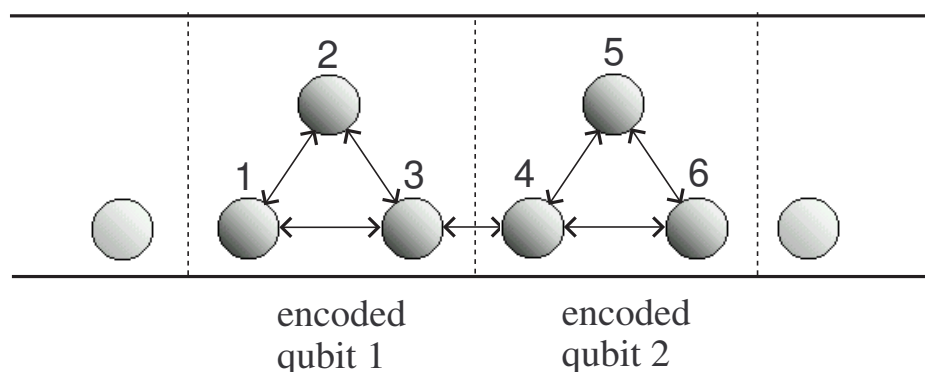
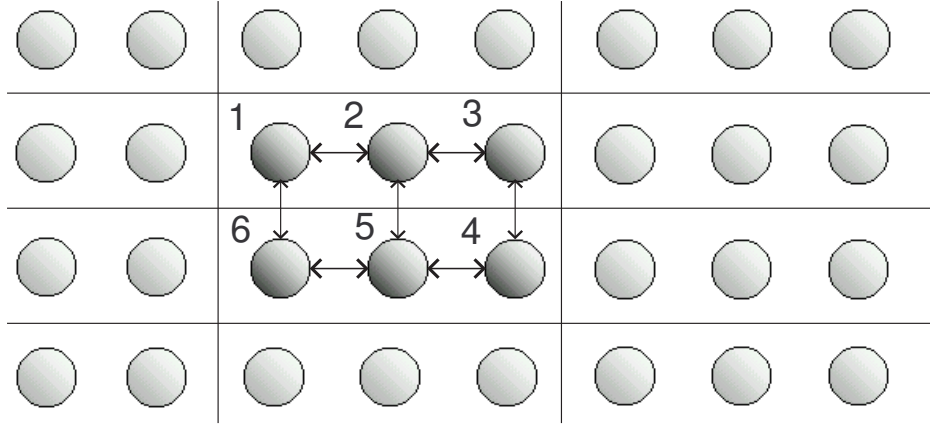


Figure 11.3: *The triangular layout*

Finally the third layout, which we call the *two-dimensional layout*, consists of a square grid layout of physical qubits. The encoded qubits are then grouped into triplets of physical qubits which can couple only with other physical qubits which are nearest neighbors. This model is sketched in Figure 11.4.

Finally we will also have the opportunity to consider serial and parallel operation of the device. In *serial* operation it is assumed that only one exchange interaction

Figure 11.4: *The two-dimensional layout*

between qubits can be turned on for a single time period. In *parallel* operation, multiple exchange interactions, perhaps with varying strengths, can be turned on for a single time period. Of course, for full quantum error correction some amount of parallel operation is necessary[2], however for early implementations of the exchange-only solid-state proposals, this will not be an issue and considerable experimental simplification is expected when operations are not enacted in parallel.

## 11.4 Single encoded qubit gates using the exchange interaction

For single encoded qubit gates, the geometries described above motivate two different scenarios. In the first scenario, only the exchange interaction between qubits 1, 2 and 2, 3 can be enacted and in the other scenario, interaction between all qubits can be enacted. We call these situations the constrained and unconstrained geometries respectively. Furthermore we must also consider the case where parallel or serial operation is allowed. Thus we have four scenarios: parallel constrained, parallel unconstrained, serial constrained and serial unconstrained.

First, it is easy to calculate the explicit action of the exchange gates on the logical basis defined in Eq. (11.3):

$$\mathbf{E}_{12} = \begin{pmatrix} -1 & 0 \\ 0 & 1 \end{pmatrix}, \quad \mathbf{E}_{23} = \begin{pmatrix} \frac{1}{2} & -\frac{\sqrt{3}}{2} \\ -\frac{\sqrt{3}}{2} & -\frac{1}{2} \end{pmatrix}, \quad \mathbf{E}_{13} = \begin{pmatrix} \frac{1}{2} & \frac{\sqrt{3}}{2} \\ \frac{\sqrt{3}}{2} & -\frac{1}{2} \end{pmatrix}, \quad (11.4)$$

where we have used the  $|0_L\rangle, |1_L\rangle$  basis. We can also define the encoded  $\sigma_\alpha$  matrices in the obvious manner such that

$$\mathbf{E}_{12} = -\sigma_z, \quad \mathbf{E}_{23} = \frac{1}{2}\sigma_z - \frac{\sqrt{3}}{2}\sigma_x, \quad \mathbf{E}_{13} = \frac{1}{2}\sigma_z + \frac{\sqrt{3}}{2}\sigma_x. \quad (11.5)$$

Let us deal with two of the four scenarios, the parallel unconstrained scenario and the parallel constrained scenario. In particular we can use the fact that

$$\boldsymbol{\sigma}_x = -\frac{2}{\sqrt{3}} \left( \mathbf{E}_{23} + \frac{1}{2} \mathbf{E}_{12} \right). \quad (11.6)$$

Therefore if we allow parallel operations, then in both the unconstrained and constrained geometries, we have the ability to enact the Hamiltonians  $\boldsymbol{\sigma}_z$  ( $-\mathbf{E}_{12}$ ) and  $\boldsymbol{\sigma}_x$  (from above). Using an Euler angle construction, we therefore have a method for constructing every possible single qubit gate on this encoding. In particular every single qubit gate can be constructed via a sequence like

$$\exp[-i\alpha\mathbf{E}_{12}] \exp \left[ -i\beta \left( \frac{1}{2} \mathbf{E}_{12} + \mathbf{E}_{23} \right) \right] \exp[-i\gamma\mathbf{E}_{12}], \quad (11.7)$$

for some combination of  $\alpha, \beta, \gamma$ . The circuit for this procedure is given in Figure 11.5 where the arrows indicate an exchange interaction between the connected qubits for the duration specified beside the arrow.

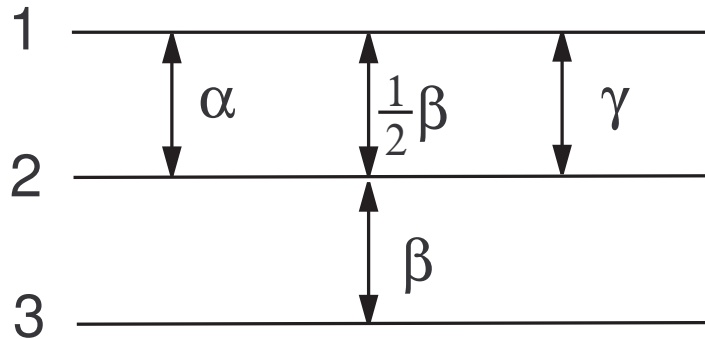


Figure 11.5: *Single qubit encoded Euler angle construction with parallel operations*

When serial operations are required and a constrained geometry is used it is impossible to construct certain rotations with only three applications of the exchange gates. Notice that in this case there are two possible orders for the application of the exchange interactions

$$\begin{aligned} & \exp[-i\mathbf{E}_{12}\alpha] \exp[-i\mathbf{E}_{23}\beta] \exp[-i\mathbf{E}_{12}\gamma] \\ & \exp[-i\mathbf{E}_{23}\alpha] \exp[-i\mathbf{E}_{12}\beta] \exp[-i\mathbf{E}_{23}\gamma]. \end{aligned} \quad (11.8)$$

In order to understand why it is not possible to perform all single qubit gates with these two orders of rotations it is useful to work in the Bloch sphere description of single qubit rotations (see Chapter 4 of [153]), i.e. mapping the  $SU(2)$  rotations onto  $SO(3)$ .

Suppose we are given two vectors on the Bloch sphere. If we can perform any single qubit rotation, then we can manipulate these two vectors such that they point in any direction consistent with the inner product between the vectors unchanged. But now consider the first sequence in Eq. (11.8). If we start the state in  $|0_L\rangle$ , then the first rotation does nothing, the second rotation can reach a ring on the Bloch sphere which is not a great circle and the third rotation will finally be able to rotate this state to everywhere on the Bloch sphere except a small cap. This is illustrated in Figure 11.6. Similarly using the second sequence in Eq. (11.8) one can start with the

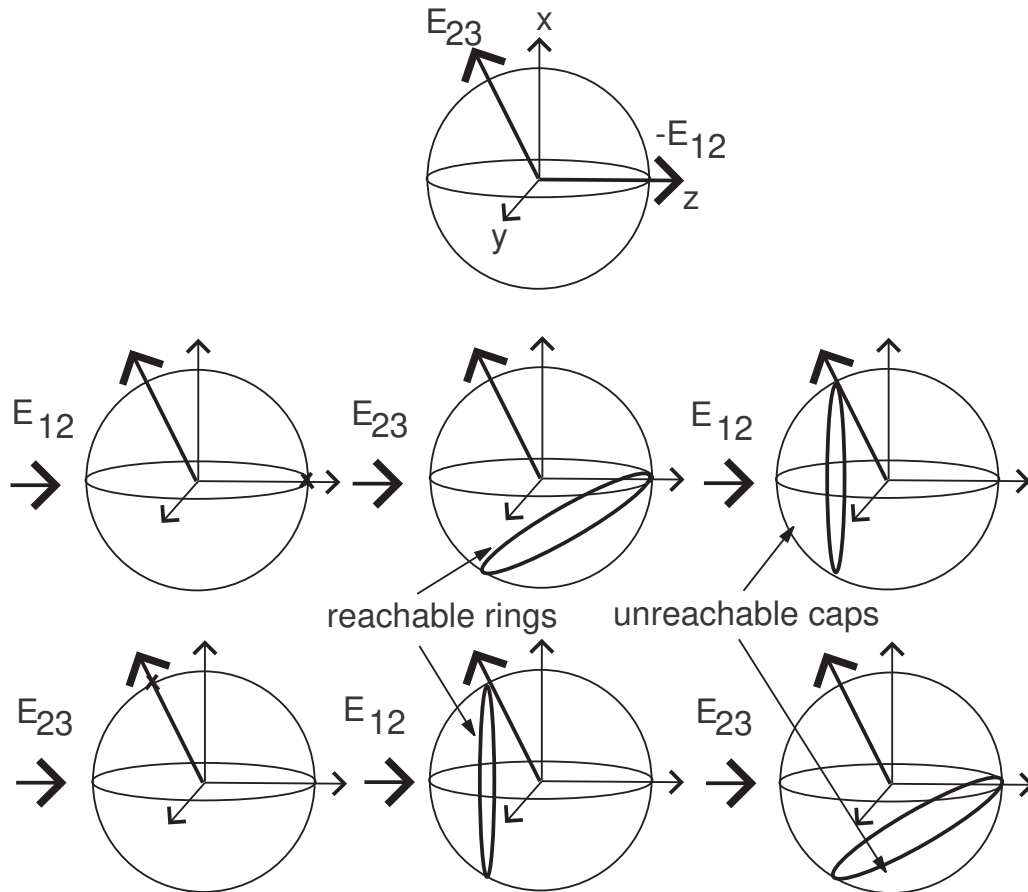


Figure 11.6: *Bloch sphere picture of reachable operations in serial mode*

+1 eigenstate of  $\mathbf{E}_{23}$  and there is an unreachable cap for this sequence of operations. See the second sequence in Figure 11.6.

Thus if we take these two vectors (the +1 eigenstates of  $\mathbf{E}_{12}$  and  $\mathbf{E}_{23}$ ) for each sequence there is a region which the vector cannot be rotated to. Thus there are rotations which cannot be achieved by the sequences in Eq. (11.8).

In order to be able to implement any single qubit gate on the serial constrained

scenario we must, in fact, use four exchange interactions. In fact, with four operations there is an equivalence between constrained exchange interactions and the three interaction unconstrained case. One possible order for the four interactions is given by

$$\exp[-i\alpha\mathbf{E}_{12}] \exp[-i\beta\mathbf{E}_{23}] \exp[-i\gamma\mathbf{E}_{12}] \exp[-i\delta\mathbf{E}_{23}]. \quad (11.9)$$

Choosing  $\alpha = -\frac{\pi}{2}$  and  $\gamma = \gamma' + \frac{\pi}{2}$ , this becomes

$$\begin{aligned} & \mathbf{E}_{12} \exp[-i\beta\mathbf{E}_{23}] \mathbf{E}_{12} \exp[-i\gamma'\mathbf{E}_{12}] \exp[-i\delta\mathbf{E}_{23}] \\ & = \exp[-i\beta\mathbf{E}_{13}] \exp[-i\gamma'\mathbf{E}_{12}] \exp[-i\delta\mathbf{E}_{23}]. \end{aligned} \quad (11.10)$$

Different orderings of the four interactions allow for different three interaction orderings. We therefore see that the four interaction constrained model can be mapped onto the three interaction unconstrained model.

To show that the three interaction unconstrained model is sufficient to perform any single qubit operation one simply follows the standard argument of an Euler angle constructions.

## 11.5 Explicit encoded controlled-not using a sequence of exchange interactions

Having shown how to explicitly construct the encoded single qubit rotations the question now arises as to how to coupled together different encoded qubits. This is a challenging question. The first item to note is that there is no Hamiltonian which by itself will directly enact a coupling which preserves the two logical qubits. To see this, examine the two angular momenta on two conjoined encoded qubits

$$\begin{aligned} (\mathbf{S}_1) &= \sum_{\alpha=1}^3 \left( \sum_{i=1}^3 \mathbf{s}_{\alpha}^{(i)} \right)^2 \\ (\mathbf{S}_2) &= \sum_{\alpha=1}^3 \left( \sum_{i=4}^6 \mathbf{s}_{\alpha}^{(i)} \right)^2, \end{aligned} \quad (11.11)$$

where  $s_{\alpha}^{(i)} = \frac{1}{2}\sigma_{\alpha}^{(i)}$ . It is easy to see that no linear combination of exchanges commutes with both of these operators unless the exchanges in the linear combination act exclusively between the first three qubits or exclusively between the final three qubits. But these are just the encoded single qubit operators. Therefore there is no linear combination of exchange operations which preserves the original DFSs.

In Appendix E we present a gate sequence for enacting a controlled-phase between two four qubit strong collective decoherence DFSs. This sequence uses parallel operations and was analytically derived using insights gained from using the strong DFS basis. Working with the three qubit strong collective decoherence DFSs is not as



amenable to such analysis because conjoining two strong collective decoherence DF subsystems is not as straightforward as in the subspace case.

In order to deal with deriving some nontrivial gate on our encoded qubit, it is therefore necessary to resort to numerical searches. Much of the difficulty of these searches arises from the fact that while the four basis states  $|0_L0_L\rangle$ ,  $|0_L1_L\rangle$ ,  $|1_L0_L\rangle$ , and  $|1_L1_L\rangle$  have total spin  $S = 1$ , the complete space with these quantum numbers for six spins has nine states and exchanges perform rotations on this nine dimensional space. The numerical search algorithm then must search for a series of exchanges confined to this 9 dimensional space which performs a nontrivial gate  $G$  on the encoded qubits and any unitary matrix on the five dimensional component of the space perpendicular to this encoded space, i.e.  $\mathbf{U} = \mathbf{G} \oplus \mathbf{A}_5$  where  $\mathbf{A}_5$  is any unitary matrix on the 5 dimensional perpendicular space. A numerical search for optimal gates on the encoded states was performed in [62]. In this work search for a controlled-not gate was performed with the aid of two invariants identified by Makhlin. Explicitly, a controlled-not on the basis states acts as

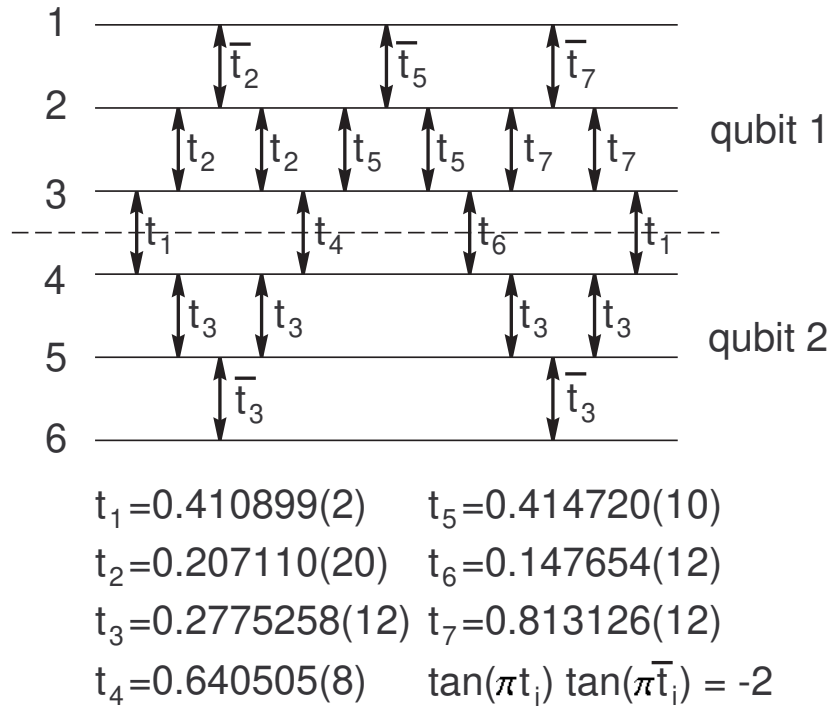
$$\begin{pmatrix} 1 & 0 & 0 & 0 \\ 0 & 1 & 0 & 0 \\ 0 & 0 & 0 & 1 \\ 0 & 0 & 1 & 0 \end{pmatrix} \begin{matrix} |0_L0_L\rangle \\ |0_L1_L\rangle \\ |1_L0_L\rangle \\ |1_L1_L\rangle \end{matrix}. \quad (11.12)$$

Figure 11.7 presents the optimal (in the sense of fewest exchange interaction gates) serial operation solution for the one-dimensional layout. In this figure, the  $t_i$  values represent the duration of the exchange interaction as in  $\exp[i\pi t_i \mathbf{E}_{ij}]$ . In Figure 11.7 the serial operation has been compressed where gates commute. The uncertainty of the final digits is indicated in parenthesis and the accuracy of the gate is to  $6 \times 10^{-5}$ .

Table 11.2: *Number of exchange gates in different scenarios*

Gate size	Operation mode	Geometry	Gates
single qubit	serial	one-dimensional, two-dimensional	4
single qubit	serial	triangular	3
single qubit	parallel	one-dimensional, two-dimensional	3
		triangular	
two qubit	serial	one-dimensional	19
two qubit	parallel	one-dimensional	8
two qubit	parallel	two-dimensional	7

In Table 11.2 we assemble a list of the different optimal (in the sense of the best found by the search algorithm) solutions for different operation modes of described above. One shortcoming of our construction is that it does not make use of the subsystem nature of collective decoherence. A true controlled-not which preserves the subsystem structure was searched for and none was found for less than 26 serial

Figure 11.7: *Encoded controlled-not*

exchange interactions, although in parallel operation, sequences with 8 exchange interactions were found. It would be worthwhile to obtain optimal gate sequences not only for the three qubit subsystem example, but also to examine the four qubit subspace example. There are certain simplifications which seem to imply that these gate sequences for the subspace case might be simple enough even for analytical treatment (as in the parallel operation of Appendix E).

Together with the single qubit rotations described above the controlled-not forms a universal gate set. The tradeoffs inherent in the exchange-only based techniques are thus clear. For a factor of 3 in space and  $\approx 10$  in clock cycles universality can be achieved using only the exchange interaction.

## 11.6 Preparation, measurement, and leakage

Finally let us describe preparation, measurement, and leakage detection on the exchange-based quantum computer.

Preparation can be achieved by preparing the state  $|0_L\rangle = \frac{1}{\sqrt{2}}(|01\rangle - |10\rangle)|0\rangle$ . This state can be prepared by turning on an exchange interaction of strength  $J$  between the first two qubits and a moderately strong magnetic field  $B$  pointing along the  $z$

direction is applied such that  $k_B T \ll g\mu_B B < J$ . With these physical parameters, the ground state of the system is  $|0_L\rangle$  and a gap to the next excited state is of energy  $g\mu_B B$ . Thus at low temperature in comparison to this gap the encoded register will be initialized to the  $|0_L\rangle$  state.

Measurement on the encoded qubit can be achieved in a variety of manners. In particular if the singlet states of the first two qubits can be distinguished from the triplet states of the first two qubits then the encoded qubits can be distinguished. A method which meshes nicely with our current scheme is the a.c. capacitance scheme proposed by Kane[106]. When two electrons occupy a common potential well, in the absence of a magnetic field, the Pauli exclusion principle mandates that the singlet state of the two electrons lies at a lower energy than the triplet state. Therefore an electrometer capable of detecting the number of electrons occupying a bound state can be used to determine whether the singlet or triplet is occupied. The a.c. capacitance scheme of Kane is directly analogous to this procedure for the solid-state quantum computing proposals.

Finally we can briefly address the problem of leakage in the exchange-only setup. While encoded universality allows for an interaction which was previously not fully universal to be used in a universal manner, one of the tradeoffs is that there is a particular nasty type of error which can occur in which the information in leaks out of the encoded subspace. One particularly simple manner of dealing with leakage errors is to engineer a system such that the subspace upon which one is working on is the ground state of the system. If this is the case, then at low enough temperature, the leakage errors will be self-corrected by energy exchange with the environment. One way to achieve this in our case is to apply exchange interactions with equal strength between all three qubits and a moderate magnetic field along the  $z$  direction. In this scenario the  $|0_L\rangle$  and  $|1_L\rangle$  states are the degenerate ground state of the system. Further, a.c. capacitance probing of this system can be used to determine if states have leaked outside of the subspace. Therefore leakage detection can be achieved via this fairly straightforward methodology.

## 11.7 Exchange-based quantum computation

In this chapter we have seen how to achieve quantum computation using only the exchange interaction. This allows for a considerable device simplification as well as fundamental speed increases for certain solid-state quantum computation proposals. An important open question is whether other quantum computing architectures would benefit from a similar encoded universality.

## Chapter 12

# Decoherence-Free Subspaces in Multilevel Atomic Systems

*Decoherence-free subspaces in single atomic systems?*

In this chapter we discuss the application of the theory of decoherence-free subspaces to multilevel atomic systems. It is interesting to question whether decoherence-free conditions can exist in single atomic systems. We begin by developing a sort of no-go theorem for DF subspaces with nondegenerate energy spectra. This leads to a discussion of coherent population trapping and we demonstrate how coherent population trapping can be thought of as a semi-classical DF subspace.

### 12.1 OSR DF subspaces in multilevel systems

Suppose we are given an atomic multilevel system with  $N$  levels labeled by the states  $|i\rangle$ ,  $1 \leq i \leq N$ , with energies  $\omega_i$ , which is coupled to a free space electromagnetic field with modes labeled by  $\vec{k}$  and polarizations  $\epsilon \in \{1, 2\}$ . The Hamiltonian for this system is given by:

$$\begin{aligned} \mathbf{H} &= \mathbf{H}_0 + \mathbf{V} \\ \mathbf{H}_0 &= \sum_i \omega_i |i\rangle\langle i| + \sum_{\vec{k}, \epsilon} \omega_k \mathbf{a}_{\vec{k}, \epsilon}^\dagger \mathbf{a}_{\vec{k}, \epsilon} \\ \mathbf{V} &= \sum_{\vec{k}, \epsilon} \sum_{i>j=1}^N \sigma_{ij} \left( g_{\vec{k}, \epsilon}(i, j) \mathbf{a}_{\vec{k}, \epsilon} + g_{\vec{k}, \epsilon}^*(i, j) \mathbf{a}_{\vec{k}, \epsilon}^\dagger \right), \end{aligned} \quad (12.1)$$

where  $\sigma_{ij} = |i\rangle\langle j| + |j\rangle\langle i|$ . In general the coefficient  $g_{\vec{k}, \epsilon}(i, j)$  will separate out into functions of  $\vec{k}, \epsilon$  and of  $i, j$ :  $g_{\vec{k}, \epsilon}(i, j) = f_{\vec{k}, \epsilon} g_{ij}$ . This decomposition implies

$$\mathbf{V} = \sum_{\vec{k}, \epsilon} \sum_{i>j=1}^N \sigma_{ij} \left( g_{ij} f_{\vec{k}, \epsilon} \mathbf{a}_{\vec{k}, \epsilon} + g_{ij}^* f_{\vec{k}, \epsilon}^* \mathbf{a}_{\vec{k}, \epsilon}^\dagger \right). \quad (12.2)$$

The creation and annihilation operators  $\mathbf{a}_{\vec{k},\epsilon}$  and  $\mathbf{a}_{\vec{k},\epsilon}^\dagger$  combined as we have done form a single operator and therefore the OSR algebra from this interaction is generated by  $\sum_{i>j=1}^N g_{ij}\boldsymbol{\sigma}_{ij}$  and  $\sum_{i>j=1}^N g_{ij}^*\boldsymbol{\sigma}_{ij}$ . The DF subspace condition then becomes

$$\sum_{i>j=1}^N g_{ij}\boldsymbol{\sigma}_{ij}|\psi\rangle = \alpha_1|\psi\rangle \quad \sum_{i>j=1}^N g_{ij}^*\boldsymbol{\sigma}_{ij}|\psi\rangle = \alpha_2|\psi\rangle, \quad (12.3)$$

for  $|\psi\rangle$  in a DF subspace defined by  $\alpha_1$  and  $\alpha_2$ . In order for both of these conditions to be met,  $\alpha_1 = \alpha_2^* \equiv \alpha$  and the condition is really one condition

$$\sum_{i>j=1}^N g_{ij}\boldsymbol{\sigma}_{ij}|\psi\rangle = \alpha|\psi\rangle \quad \text{or} \quad \sum_{i,j=1}^n G_{ij}|i\rangle\langle j|\psi\rangle = \alpha|\psi\rangle, \quad (12.4)$$

where  $G_{ij} = g_{ij}$ ,  $i > j = 1 \dots n$ ,  $G_{ii} = 0$ , and  $G_{ij} = g_{ji}$ ,  $i < j = 1 \dots N$ . Thus the spectrum of  $G_{ij}$  essentially determines the states for which the DF subspace condition is fulfilled. However, we also desire that  $\mathbf{H}_0$  not take the state outside of the DFS. We recall that this will be true if the diagonal form of system Hamiltonian can be written so that it contains on states from a particular DF subspace.

The first result we will prove along these lines is that degeneracy of the system energy spectrum is necessary for a perfect DF subspace under the condition that there are no completely isolated levels of the multilevel system.

**Lemma 12.1.1** *A multilevel system with a non-degenerate energy spectrum does not support a DF subspace (in the strict sense of not evolving) with respect to interaction with an electromagnetic field if every energy level has at least one non-vanishing transition from the state to another state ( $G_{ij} \neq 0$  for every fixed  $i$  for at least one  $1 \leq j \leq N$ ).*

Proof: Suppose that such a system did support a DF subspace. The diagonalized form of the system Hamiltonian  $\mathbf{H}_0$  is unique  $\mathbf{H}_0 = \sum_i \omega_i |i\rangle\langle i|$  because the energy spectrum is non-degenerate by assumption. Via arguments in Section 5.3.3, the state  $|i\rangle$  must be a DF state for the supposed DF subspace in order that  $\mathbf{H}_0$  preserve the DF subspace. However  $\sum_{i,j=1}^N G_{jk}|j\rangle\langle k|$  acting on  $|i\rangle$  does not satisfy the DF condition because there is at least one transition from  $|i\rangle$  to another state. Therefore  $|i\rangle$  cannot be DF and there can be no DF subspace for this setup.

This lemma implies that there can be no perfect DF subspace for a multilevel atomic system unless there is a degeneracy in the energy spectrum of the multi-level system. Furthermore it follows from the proof of this lemma that the only way a DF subspace can exist in a multilevel atomic system is if the DF subspace has support over degenerate states of the system.

## 12.2 Coherent population trapping and DF subspaces

Consider now an example from quantum optics which appears to be a DF subspace but which violates Lemma 12.1. This is the case of coherent population trapping. Consider a three level system  $|a\rangle$ ,  $|b\rangle$ , and  $|c\rangle$  with nondegenerate energies  $\omega_a$ ,  $\omega_b$  and  $\omega_c$ , respectively. The levels are in the so-called  $\Lambda$  configuration in which the lower two levels  $|a\rangle$  and  $|b\rangle$  are coupled to a single higher level  $|c\rangle$ . The transition between the  $|a\rangle$  and  $|b\rangle$  levels is assumed to be strongly forbidden. We suppose that this atom is being driven by two lasers of frequency  $\nu_1$  and  $\nu_2$ . See Figure 12.1.

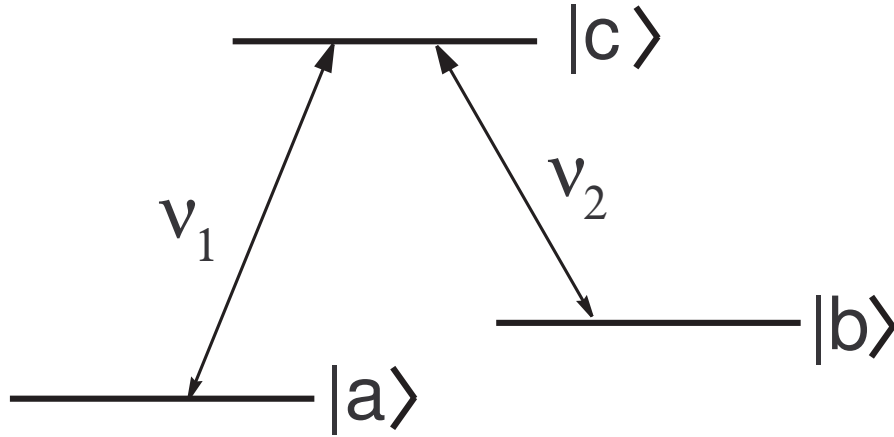


Figure 12.1: *Coherent population trapping*

The semi-classical description of this problem is given by the Hamiltonian

$$\begin{aligned}
 \mathbf{H} &= \mathbf{H}_0 + \mathbf{H}_1 \\
 \mathbf{H}_0 &= \omega_a |a\rangle\langle a| + \omega_b |b\rangle\langle b| + \omega_c |c\rangle\langle c| \\
 \mathbf{H}_1 &= \frac{\Omega_1}{2} \left( e^{-i\phi_1 - i\nu_1 t} |c\rangle\langle a| + e^{i\phi_1 + i\nu_1 t} |a\rangle\langle c| \right) + \frac{\Omega_2}{2} \left( e^{-i\phi_2 - i\nu_2 t} |c\rangle\langle b| + e^{i\phi_2 + i\nu_2 t} |b\rangle\langle c| \right),
 \end{aligned} \tag{12.5}$$

where  $\Omega_i$  is the Rabi frequency associated with the laser with frequency  $\nu_i$ . In the interaction picture with respect to  $\mathbf{H}_0$ , this Hamiltonian becomes

$$\begin{aligned}
 \mathbf{V}(t) &= \frac{\Omega_1}{2} \left( e^{-i\phi_1 - i(\nu_1 - \omega_c + \omega_a)t} |c\rangle\langle a| + e^{i\phi_1 + i(\nu_1 - \omega_c + \omega_a)t} |a\rangle\langle c| \right) \\
 &\quad + \frac{\Omega_2}{2} \left( e^{-i\phi_2 - i(\nu_2 - \omega_c + \omega_b)t} |c\rangle\langle b| + e^{i\phi_2 + i(\nu_2 - \omega_c + \omega_b)t} |b\rangle\langle c| \right).
 \end{aligned} \tag{12.6}$$

At resonance this becomes

$$\mathbf{V}_r(t) = \frac{\Omega_1}{2} \left( e^{-i\phi_1} |c\rangle\langle a| + e^{i\phi_1} |a\rangle\langle c| \right) + \frac{\Omega_2}{2} \left( e^{-i\phi_2} |c\rangle\langle b| + e^{i\phi_2} |b\rangle\langle c| \right). \quad (12.7)$$

This Hamiltonian has three eigenstates, two of which contain components along the  $|c\rangle$  state and one of which does not. The eigenstate which does not have a component along the  $|c\rangle$  state is given by the coherent population trapped state

$$|\psi\rangle = \frac{1}{\sqrt{\Omega_1^2 + \Omega_2^2}} \left( \Omega_2 e^{-i\phi_2} |a\rangle + \Omega_1 e^{-i\phi_1} |b\rangle \right). \quad (12.8)$$

This state shares some of the characteristics of a state in a DF subspace. The state does not couple to resonant radiation field even though it is a state which is a superposition of states which individually couple to the resonant radiation field.

Notice however that if the resonance condition is not met or the phases  $\phi_i$  fluctuate the trapped state is different than that given in Eq. (12.8). In particular, this state is not robust to interaction with *any* environmental electromagnetic field mode. However, in the semiclassical picture given above, the trapped state is indeed isolated from the driving lasers.

### 12.3 DF subspaces with respect to spontaneous emission

Despite the fact that coherent trapped states are not examples of DF subspaces, we can still use the idea of this trapped states within the context of DF subspace for a multilevel atomic system subject to an approximation of which processes are most likely to cause decoherence.

Consider again the  $\Lambda$  configuration but now in a fully quantum treatment. In this system, spontaneous emission from  $|c\rangle$  into the  $|a\rangle$  and  $|b\rangle$  state is clearly possible. This is due to a  $\mathbf{a}_k^\dagger |a\rangle\langle c|$  or  $\mathbf{a}_k^\dagger |b\rangle\langle c|$  term in the coupling Hamiltonian where  $\mathbf{a}_k^\dagger$  is the creation operator for the photon mode  $k$ . Suppose  $\omega_b > \omega_a$ . Spontaneous emission from  $|b\rangle$  to  $|a\rangle$  can still occur, but now it must transverse virtually through the  $|c\rangle$  mode. This occurs from higher order interactions like  $(\mathbf{a}_k^\dagger |a\rangle\langle c|)(\mathbf{a}_k |c\rangle\langle b|) = \mathbf{a}_k^\dagger \mathbf{a} |a\rangle\langle b|$  and will in most cases be much weaker than the spontaneous emission from  $|c\rangle$ .

If one derives a master equation for the  $\Lambda$  configuration, unless the interaction is taken to high enough order, the only decohering terms when interacting with the electromagnetic vacuum are the spontaneous emission terms. In such a treatment the Lindblad operators for the  $\Lambda$  configuration are given by

$$\mathbf{L}_1 = |a\rangle\langle c| \quad \text{and} \quad \mathbf{L}_2 = |b\rangle\langle c|. \quad (12.9)$$

With respect to these Lindblad operators it is clear that there is a DF subspace given by the two ground states  $|a\rangle$  and  $|b\rangle$  ( $\mathbf{L}_i$  annihilates both of these states).

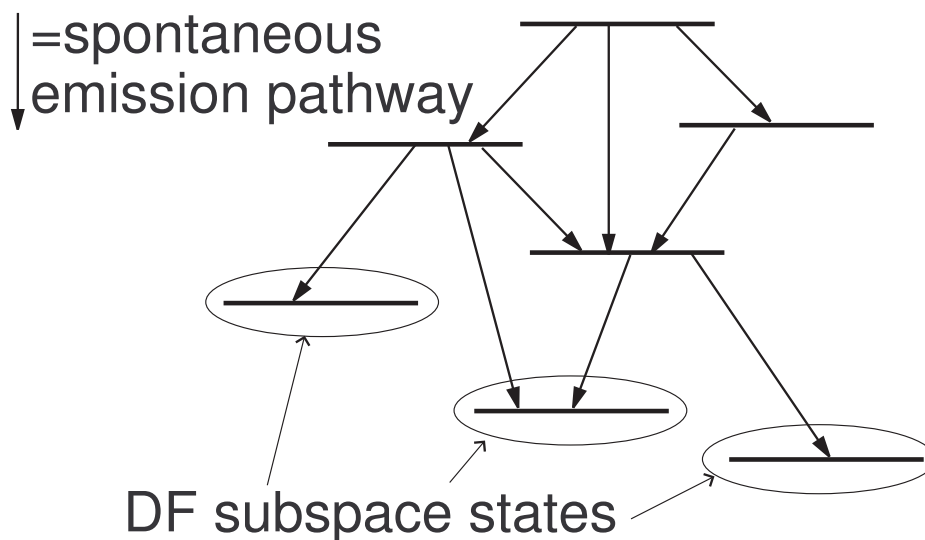


Figure 12.2: *Multilevel spontaneous emission DF subspace*

In general, multilevel atomic systems then can have DF subspaces with respect to the spontaneous emission given by the states which do not spontaneously emit. This observation is not very profound. Given, however, that such states exist we can however ask the more interesting question of how one can manipulate the information in these states. Of significance here is that the multiple states which do not spontaneously emit do not have strong transitions between themselves because if they did this would be a spontaneous emission pathway.

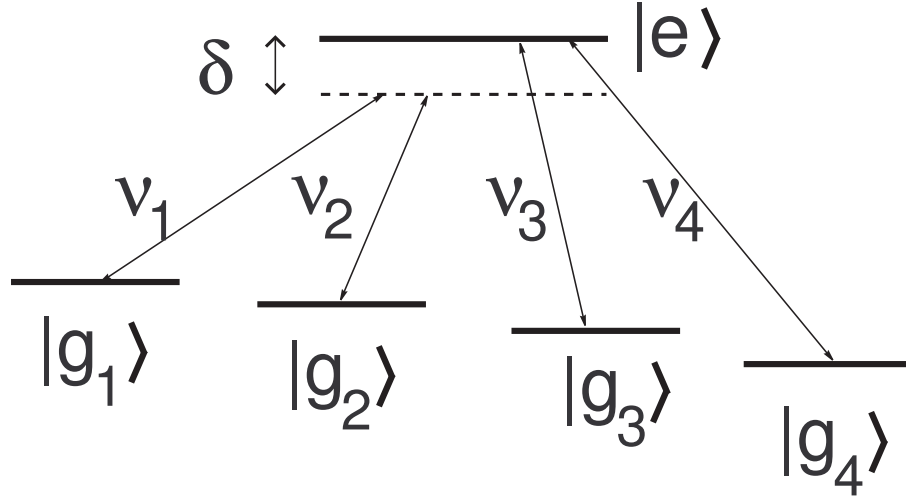
## 12.4 Manipulation of information in spontaneous emission DF subspaces

In order to understand how it might be possible to manipulate the information stored in states which do not spontaneously emit, consider the scenario diagramed in Figure 12.3 below.

Here four laser with frequencies  $\nu_i$  illuminate a five level system, four states  $|g_i\rangle$  which do not spontaneously emit and a fifth level  $|e\rangle$  which is subject to spontaneous emission. Two of these transitions are driven on resonance and the other two are driven at a detuning of  $\delta$  as shown in Figure 12.3. The semiclassical Hamiltonian for this system in the interaction picture is given by

$$\mathbf{V}(t) = \frac{1}{2} \left( \Omega_1 e^{-i\delta t} |g_1\rangle + \Omega_2 e^{-i\delta t} |g_2\rangle + \Omega_3 |g_3\rangle + \Omega_4 |g_4\rangle \right) \langle e|$$



Figure 12.3: *Four level DF subspace scheme*

$$+\frac{1}{2}|e\rangle\left(\Omega_1 e^{i\delta t}|g_1\rangle + \Omega_2 e^{i\delta t}|g_2\rangle + \Omega_3|g_3\rangle + \Omega_4|g_4\rangle\right), \quad (12.10)$$

where we have assumed a fixed phase for all of the incident light and  $\Omega_i$  are the Rabi frequencies of the transitions. Moving into a frame rotating with  $|g_1\rangle$  and  $|g_2\rangle$ , this becomes

$$\tilde{\mathbf{V}}(t) = \left(\frac{1}{2}\sum_{i=1}^4 \Omega_i [|g_i\rangle\langle e| + |e\rangle\langle g_i|]\right) + \delta|g_1\rangle\langle g_1| + \delta|g_2\rangle\langle g_1|. \quad (12.11)$$

For simplicity we will assume that  $\Omega_i = \Omega$  for all  $i$ . There are then two eigenstates of  $\tilde{\mathbf{V}}(t)$  which have no support on the spontaneously emitting state  $|e\rangle$ . These states are

$$|\psi_1\rangle = \frac{1}{\sqrt{2}}(|g_1\rangle - |g_2\rangle) \quad \text{and} \quad |\psi_2\rangle = \frac{1}{\sqrt{2}}(|g_3\rangle - |g_4\rangle), \quad (12.12)$$

which are eigenstates of  $\tilde{\mathbf{V}}(t)$  with eigenvalue  $e$  and 0 respectively. Thus we could imagine encoding a qubit of information into the states  $|\psi_1\rangle$  and  $|\psi_2\rangle$ . It is then possible to use the above transitions so that a gate which acts as  $\sigma_z$  over these two states is achieved. Thus we see that it is possible to achieve differing phase evolutions via the application of resonant coherent population trapping beams and detuned coherent population trapping beams.

However, the question which now remains is how to perform other single qubit operations other than the encoded  $\sigma_z$ ? We can show, in fact, that it is not possible to first order in time for such transitions to occur.

To see this, we note that the operations which we wish to enact are of the form

$$c|\psi_1\rangle\langle\psi_2| + c^*|\psi_2\rangle\langle\psi_1| + \text{any operator on the non-DFS states.} \quad (12.13)$$

The general coupling Hamiltonian of these five levels to laser fields is, assuming only the allowed transitions,

$$\mathbf{V}(t) = \sum_{i=1}^4 \sum_j e^{-i\phi_{ij} - i(\nu_j - \omega_e + \omega_i)t} |e\rangle\langle g_i| + e^{i\phi_{ij} + i(\nu_j - \omega_e + \omega_i)t} |g_i\rangle\langle e|, \quad (12.14)$$

where  $j$  labels the laser mode of frequency  $\nu_j$ ,  $\omega_e$  is the energy of  $|e\rangle$ ,  $\omega_i$  is the energy of  $|g_i\rangle$  and  $\phi_{ij}$  is the phase of the  $j$ th mode on the  $i$ th level  $|g_i\rangle$ . Examining this Hamiltonian, it is apparent that there is no way to get an operator like that in Eq. (12.13). In particular, no terms like  $|g_1\rangle\langle g_3|$  appear in this formula.

## 12.5 Outlook

In this chapter we have addressed the issue of DF subspaces in multi-level atomic systems. Interestingly we have seen that such subspaces can exist under ideal assumptions only when a level is degenerate. When levels are not degenerate, it is still possible that ground states may be decoherence-free under the assumption of a vacuum environment. Unfortunately, there are no first-order processes which preserve the DF subspace in such multilevel-level atomic systems for the same reason that the DF subspace exists. An interesting question is the existence of DF subsystems in multi-level atomic systems.

## Chapter 13

# Decoherence-free Subsystems for Quantum Computation

In part II of this thesis we have had the opportunity to examine a particular method for avoiding the detrimental process of decoherence. The experimental demonstration of a DF subspace in the ion trap quantum computing architecture[111, 110] (as well as proof-of-principle demonstrations with engineered decoherence done by Kwiat, *et al.*[127]) lends credit to the notion that the notion of DFSs will be an important of future quantum computers. Theoretical arguments for DFSs in other physical systems (of particular note are the solid state proposals of Zanardi and Rossi[219, 220] and the use of a decoherence-free subspaces for creating Schrödinger cat states of a Bose-Einstein condensate[54]) also lend credit to the notion that decoherence-free systems will play an important part in overcoming decoherence in constructing a quantum computer.

An important lesson to be taken from DFSs is the notion that just because a system has a high decoherence rate that does not mean that the system cannot be used for robust quantum computation. Symmetries of the system-environment coupling allow for system which might otherwise be discarded as having “too high a decoherence rate” to be managed into a realm where quantum computation may become possible.

DFSs are a good example of a small subsystems technique for dealing with decoherence. They cannot and are not the end-all solution for quantum computation for reasons which we have detailed in the previous chapters. That being said, they can represent a large step towards making such a solution technologically feasible.

## **Part III**

# **Natural Fault Tolerance**

# Chapter 14

## The Road Ahead

*How difficult is it to build a quantum computer?*

The discovery that fault-tolerant quantum computation can be used to solve the decoherence problem was among one of the greatest theoretical achievements of the end of the twentieth century. With enough control, decoherence can be reversed! While this discovery is heartening to the prospects of building a quantum computer, the road towards the eventual construction of a quantum computer is far from paved and it is certainly unknown if this pavement is made of gold or rather, as some pessimists believe, mere asphalt.

Towards this end, there is much to be said for thinking deeper about error correction, fault-tolerance, and the ultimate use of physical systems to achieve the goal of quantum computation. In Part III of this thesis, we make first steps towards the idea that building a quantum computer may not be as difficult as early experiments and theoretical understanding indicates. In particular we will eschew the notion that quantum computers must be build from the single quantum system up in lieu of the idea that there may be many-body quantum systems which are *naturally fault-tolerant*.

One way to look at this is from the perspective of why classical computers have achieved such success. When Turing, von Neumann and others began thinking about constructing a physical device which carried out the theoretical concepts of computer science, it was certainly unclear that classical computers would eventually attain today's amazing speeds and versatility. Having achieved so much with the modern day silicon revolution, it is important to realize, however, that *strict physical principles are responsible for the robustness of classical computers*. The discovery that decoherence is not a fundamental roadblock towards building a quantum computer leads us to question whether there are similar physical principles which can lead to the robustness of a naturally fault-tolerant quantum computer.

# Chapter 15

## Supercoherence

*No, decoherence, you cannot forever walk uphill!*

One of the physical principles which helps make classical computers robust is their use of energetics. In particular, a classical current in a transistor is robust because the energetics of the device directs the flow of information through the transistor. Classical conservation of the energy helps transistors from not making errors. In this chapter we take the first steps towards developing quantum systems which similarly harness the power of the transfer of energy to reduce the destructive effect of decoherence. We begin with a discussion of the relationship between (near) energy conservation and decoherence pathways. We then introduce a simple example of a supercoherent system using a Pauli stabilizer error detecting code. A supercoherent system is a multi-qubit system which has a ground state in which degenerate quantum information is encoded. The degeneracy of this ground state is broken by single qubit error and these single qubits errors take the ground state to a state of higher energy. At low environment temperatures, decoherence is then ineffective in destroying the coherence of the degenerate supercoherent information. We then discuss the difficulties of manipulating the information in the particular Pauli stabilizer example. We then present an example of a supercoherent qubit for which universal manipulation of the quantum information can be obtained while still retaining supercoherence. Solid state implementation of the supercoherent qubit is then discussed. A bath of harmonic oscillator coupling to a supercoherent system is then analyzed and the supercoherence is directly demonstrated. Finally it is demonstrated the Cooper pairs are quantum error detecting codes for resistance causing processes and the relationship of this to supercoherence is discussed.

### 15.1 Energetics and decoherence

*It is typical of modern physicists that they erect skyscrapers of theory upon the slender foundations of outrageously simplified models*

–J.M. Ziman[221]

In the absence of coupling, a system and its environments have separate dynamics governed by separate energy spectra. If a perturbing interaction between the system and environment is then introduced, the dynamics of the system and environment is *dominated* by mechanisms which conserve the energies of the unperturbed system and environment energy spectra. This is the essence of the rotating wave approximation in quantum optics (see, for example, [5, 169]). Thus the flow (or lack of flow) of energy between a system and the environment is, in the perturbing regime commonly encountered, essential to determining the effective mechanisms of decoherence. Let us examine a simple analytical example which we can use to gain an understanding of this principle.

Consider a system consisting of a qubit and its environment also made of a qubit. In the absence of coupling, we suppose the Hamiltonian of the system is given by

$$\mathbf{H}_0 = \omega_0 \boldsymbol{\sigma}_z \otimes \mathbf{I} + (\omega_0 + \Delta) \mathbf{I} \otimes \boldsymbol{\sigma}_z, \quad (15.1)$$

where  $2\omega_0$  is the energy of the system and  $2\Delta$  is the difference between the energy of the system and the environment qubit. We set  $\Delta > -\omega_0$  and  $\omega_0 > 0$  so as to set the positivity of the energies on a solid footing. Now suppose that a perturbing interaction of strength  $g$  is introduced between these two qubits and is of the form

$$\mathbf{V} = g \boldsymbol{\sigma}_x \otimes \boldsymbol{\sigma}_x, \quad (15.2)$$

where  $g$  is the interaction energy. The evolution operator for this system can be exactly calculated and found to be

$$\begin{aligned} \mathbf{U}(t) = & \left[ \cos(\Omega_1 t) (|01\rangle\langle 01| + |10\rangle\langle 10|) - i \sin(\Omega_1 t) \left( \frac{\Delta}{\Omega_1} (|10\rangle\langle 10| - |01\rangle\langle 01|) \right. \right. \\ & \left. \left. + \frac{g}{\Omega_1} (|01\rangle\langle 10| + |10\rangle\langle 01|) \right) \right] \\ & + \left[ \cos(\Omega_2 t) (|00\rangle\langle 00| + |11\rangle\langle 11|) - i \sin(\Omega_2 t) \left( \frac{2\omega_0 + \Delta}{\Omega_2} (|00\rangle\langle 00| - |11\rangle\langle 11|) \right. \right. \\ & \left. \left. + \frac{g}{\Omega_2} (|00\rangle\langle 11| + |11\rangle\langle 00|) \right) \right], \quad (15.3) \end{aligned}$$

where  $\Omega_1 = \sqrt{\Delta^2 + g^2}$  and  $\Omega_2 = \sqrt{(2\omega_0 + \Delta)^2 + g^2}$ . In the limit of  $g \ll \omega_0, \omega_0 + \Delta$  (the perturbing interaction limit), the coupling between the  $|00\rangle$  and  $|11\rangle$  states reduces to the unperturbed evolution

$$\begin{aligned} & \left[ \cos(\Omega_2 t) (|00\rangle\langle 00| + |11\rangle\langle 11|) - i \sin(\Omega_2 t) \left( \frac{2\omega_0 + \Delta}{\Omega_2} (|00\rangle\langle 00| - |11\rangle\langle 11|) \right. \right. \\ & \left. \left. + \frac{g}{\Omega_2} (|00\rangle\langle 11| + |11\rangle\langle 00|) \right) \right] \xrightarrow{g \ll \omega_0, \omega_0 + \Delta} e^{-i(2\omega_0 + \Delta)t} |00\rangle\langle 00| + e^{i(2\omega_0 + \Delta)t} |11\rangle\langle 11|. \quad (15.4) \end{aligned}$$

Thus the evolution of the  $|00\rangle$  and  $|11\rangle$  subspace in the perturbing limit is nearly identical to the unperturbed dynamics. The dynamics of the  $|01\rangle$  and  $|10\rangle$  subspace, does not escape so easily and is more drastically affected by the perturbing interaction. In the absence of perturbation, the system has energies  $-\omega_0$  ( $|0\rangle$ ) and  $+\omega_0$  ( $|1\rangle$ ) and the environment has energies  $-\omega_0 - \Delta$  ( $|0\rangle$ ) and  $\omega_0 + \Delta$  ( $|1\rangle$ ). When the perturbation is now turned on, the dynamics is dominated by the action on the  $|01\rangle$ ,  $|10\rangle$  pathways. These are exactly the pathways which most closely conserve the original energies of the system and environment. Furthermore the pathways which least conserve energy and act on the  $|00\rangle$  and  $|11\rangle$  states contribute little dynamics different from the normal evolution of these states. This simple example then demonstrates how decoherence is dominated by pathways which most nearly preserve the unperturbed energies of the system and environment.

Under the assumption of such a perturbative interaction, energetics play a key role in determining the rate of decoherence processes. The notion that energetics plays a key role in determining decoherence rates is often confused with the statement that “the most damaging decoherence is that in which energy is not exchanged between the system and the environment”. We emphasize here that the fact that the most damaging decoherence is often of a form where no energy is exchanged between the system and the environment is different from the fact that energetics play a key role in determining the dynamics of decoherence. Certainly it is true that the fact that energetics determines the decoherence pathways allows decoherence which does not exchange energy to act, but the reason why such decoherence is typically more destructive is not related to the fact that decoherence is dominated by nearly energy conserving dynamics.

Having emphasized that energetics is key in determining decoherence dynamics, it is useful to place decoherence in three different categories. Specifically, energy conserving decoherence has three possible forms: energy is supplied from the system to the environment (*cooling*), energy is supplied from the environment to the system (*heating*), or no energy is exchanged at all (*non-dissipative*). Thus even when the environment is a heat bath at zero temperature, cooling and especially non-dissipative decoherence processes occur. A schematic of these process is presented in Figure 15.1.

Among the possible decoherence energetics, non-dissipative decoherence is often, but not always, the most damaging source of decoherence. Of the possible energetically favored pathways, the easiest to eliminate is heating where energy is transferred from the environment to the system. By cooling down the environment, heating can often be nearly completely eliminated as a decoherence pathway. Cooling and non-dissipative dynamics, on the other hand, cannot be eliminated by simply cooling the environment.



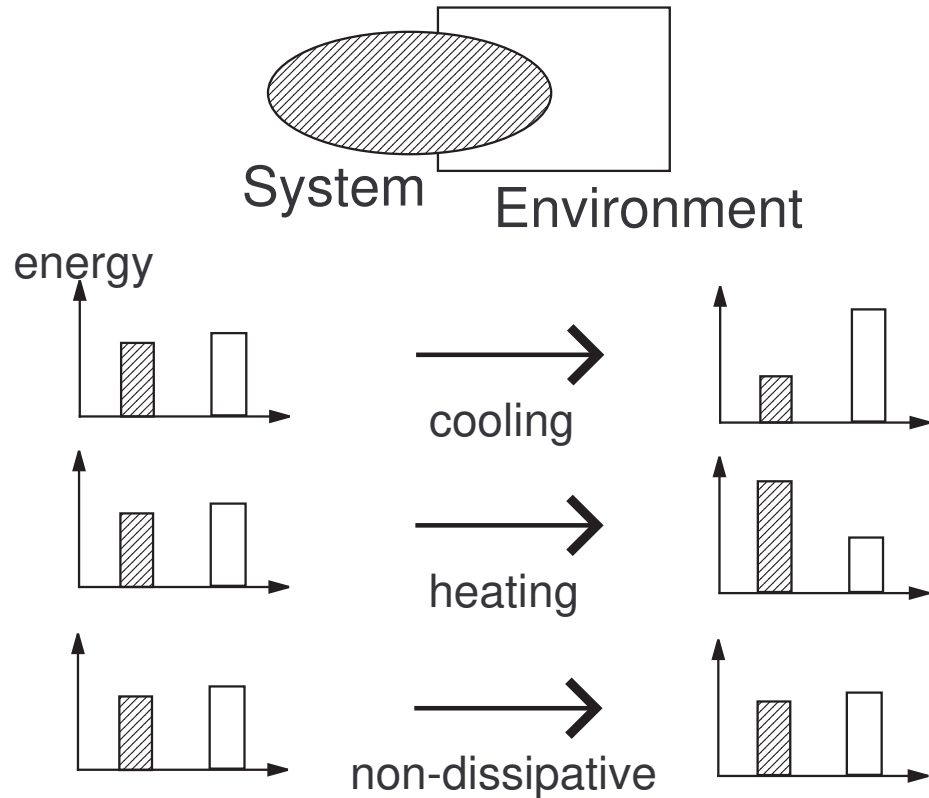


Figure 15.1: *Heating, cooling, and non-dissipative decoherence dynamics*

## 15.2 A simple Pauli stabilizer supercoherent quantum bit

Having shown that energetics dominates the allowed dynamics of decoherence, we now present an approach to reducing decoherence which relies on this observation.

Consider the smallest possible additive quantum error detecting code which detects single qubit errors, the  $[4, 2, 2]$  code (see Appendix A.7 for information on this nomenclature and stabilizer codes). The stabilizer of this code is generated by the two Pauli operators

$$\mathbf{S}_1 = \sigma_x \otimes \sigma_x \otimes \sigma_x \otimes \sigma_x, \quad \mathbf{S}_2 = \sigma_z \otimes \sigma_z \otimes \sigma_z \otimes \sigma_z, \quad (15.5)$$

and encodes two qubits of information. The logical (informational) operators for this code (modulo the stabilizer) are given by

$$\begin{aligned} \bar{\mathbf{X}}_1 &= \sigma_x \otimes \sigma_x \otimes \mathbf{I} \otimes \mathbf{I}, & \bar{\mathbf{Z}}_1 &= \mathbf{I} \otimes \sigma_z \otimes \sigma_z \otimes \mathbf{I} \\ \bar{\mathbf{X}}_2 &= \mathbf{I} \otimes \sigma_x \otimes \sigma_x \otimes \mathbf{I}, & \bar{\mathbf{Z}}_2 &= \sigma_z \otimes \sigma_z \otimes \mathbf{I} \otimes \mathbf{I}, \end{aligned} \quad (15.6)$$

( $\bar{\mathbf{Y}}_i = \frac{1}{2i}[\bar{\mathbf{Z}}_i, \bar{\mathbf{X}}_i]$ , for each code, of course). A complete set of commuting operators for this code is thus given by (for example)  $\mathbf{S}_1, \mathbf{S}_2, \bar{\mathbf{Z}}_1, \bar{\mathbf{Z}}_2$ . We will denote the basis corresponding to this complete set of commuting operators by  $|S_1, S_2, Z_1, Z_2\rangle$ .

Now consider the Hamiltonian

$$\mathbf{H} = \sigma_x \otimes \sigma_x \otimes \mathbf{I} \otimes \mathbf{I} + \mathbf{I} \otimes \mathbf{I} \otimes \sigma_x \otimes \sigma_x + \mathbf{I} \otimes \sigma_z \otimes \sigma_z \otimes \mathbf{I} + \sigma_z \otimes \mathbf{I} \otimes \mathbf{I} \otimes \sigma_z. \quad (15.7)$$

The stabilizer of the  $[4, 2, 2]$  code commutes with this Hamiltonian.  $\bar{\mathbf{Z}}_2$  and  $\bar{\mathbf{X}}_2$  also both commute with this Hamiltonian. This implies that the action of the Hamiltonian acts only on the first encoded qubit. Indeed we see that this Hamiltonian can be written in terms of this code as

$$\begin{aligned} \mathbf{H} &= \bar{\mathbf{X}}_1 + \bar{\mathbf{X}}_1 \mathbf{S}_1 + \bar{\mathbf{Z}}_1 + \bar{\mathbf{Z}}_1 \mathbf{S}_2 \\ &= \bar{\mathbf{X}}_1 (\mathbf{I} + \mathbf{S}_1) + \bar{\mathbf{Z}}_1 (\mathbf{I} + \mathbf{S}_2). \end{aligned} \quad (15.8)$$

Notice how this Hamiltonian does not depend on the second qubit. Therefore this Hamiltonian will have a spectrum which is two-fold degenerate: this degeneracy corresponding to the second encoded qubit.

We recall that the codespace of the  $[4, 2, 2]$  code is labeled by the eigenvalues,  $S_1$  and  $S_2$ , of the stabilizer generators,  $\mathbf{S}_1$  and  $\mathbf{S}_2$  respectively. For each set of eigenvalues for the stabilizer generators the action of  $\mathbf{H}$  on the corresponding subspace is different. In fact we see that

$$\begin{aligned} S_1 = +1, S_2 = +1 &\Rightarrow \mathbf{H} = 2(\bar{\mathbf{X}}_1 + \bar{\mathbf{Z}}_1) \\ S_1 = +1, S_2 = -1 &\Rightarrow \mathbf{H} = 2\bar{\mathbf{X}}_1 \\ S_1 = -1, S_2 = +1 &\Rightarrow \mathbf{H} = 2\bar{\mathbf{Z}}_1 \\ S_1 = -1, S_2 = -1 &\Rightarrow \mathbf{H} = \mathbf{0}. \end{aligned} \quad (15.9)$$

The eigenvalues of  $\mathbf{H}$  for these four cases are thus  $\pm 2\sqrt{2}, \pm 2, \pm 2$ , and 0 respectively. We therefore see that the ground state of  $\mathbf{H}$  will be within the  $S_1 = +1, S_2 = +1$  subspace of the  $[4, 2, 2]$  code and will be the  $-2\sqrt{2}$  eigenvalue of  $\mathbf{H}$  over the first encoded qubit. But what about the second encoded qubit? Here we see that the ground state of the code is actually two-fold degenerate: corresponding directly to the second encoded qubit. The spectrum of this Hamiltonian is given in Figure 15.2.

The ground state of this Hamiltonian has a spectacular property with respect to single qubit operators on this four qubit system. First recall that the code stabilized by  $\mathbf{S}_1$  and  $\mathbf{S}_2$  is a single qubit error detecting code. Thus every single qubit operator  $\sigma_\alpha^{(i)}$  anticommutes with at least one of  $\mathbf{S}_1$  and  $\mathbf{S}_2$ . This in turn implies that every single qubit error flips the value of the eigenvalue of  $\mathbf{S}_1$  or  $\mathbf{S}_2$  for every basis state  $|S_1, S_2, Z_1, Z_2\rangle$ .

For example, suppose we are in the state labeled by  $(S_1 = +1, S_2 = +1)$ , with the Hamiltonian eigenvalue of  $-2\sqrt{2}$ , and logical basis  $|0_2\rangle$  for the second encoded qubit. This state is one of the ground states of  $\mathbf{H}$ , the other being the logical basis  $|1_2\rangle$ . The

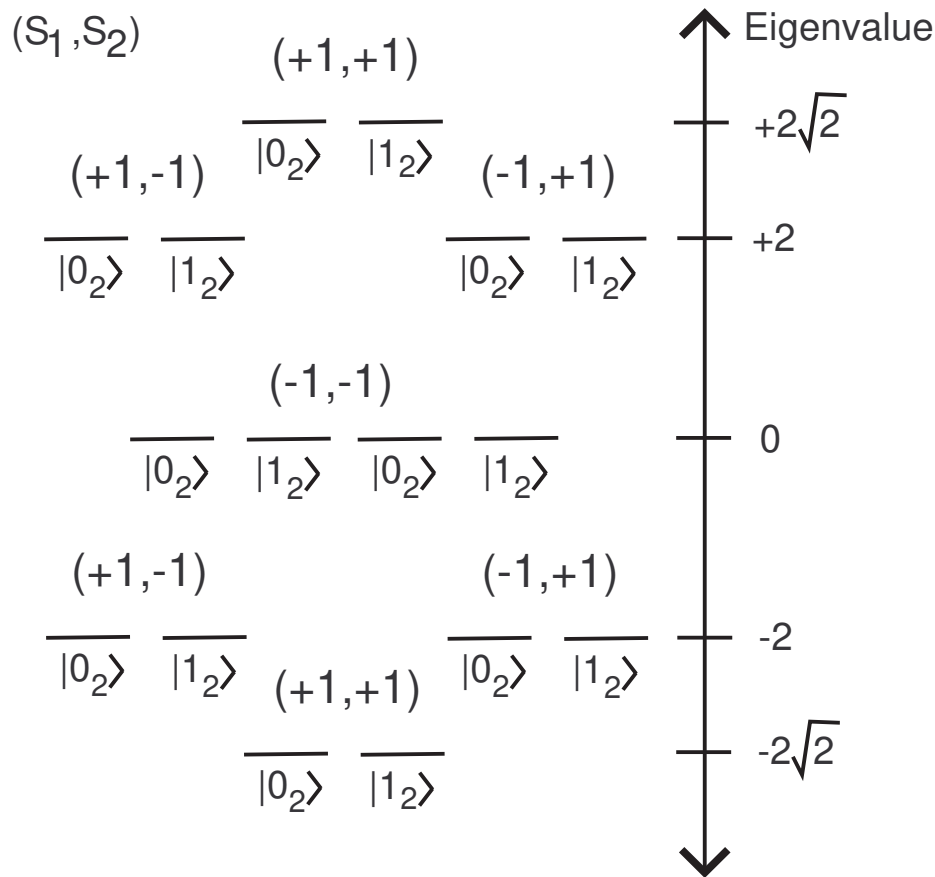


Figure 15.2: *Spectrum of the Pauli supercoherent qubit*

action of a single qubit operation will act to change the value of  $S_1$  or  $S_2$  or possibly both. In any case, this implies that the action of the single qubit operator is to take the system from this ground state to one of the higher energy eigenvalue states of  $\mathbf{H}$ . Diagrammed in Figure 15.3 is the action of  $\sigma_z^{(1)}$  on the energy levels of  $\mathbf{H}$

In fact we see that this is generically true for single qubit operators acting on a system with this Hamiltonian. Every single qubit operator changes a value of  $S_1$  and  $S_2$  and therefore takes the system from the ground state to a higher energy state. We term such a Hamiltonian a supercoherent Hamiltonian and make the following general definition:

**Definition 15.2.1** (Supercoherence) *A system of qubits with a system Hamiltonian  $\mathbf{H}$  which has a degenerate ground state and for which every single qubit operator takes the system out states in this degenerate ground state is called a supercoherent Hamiltonian. In more generality, we may allow the subsystems which make up the system to be take any desired subsystem structure. The criteria used for supercoherence is then that every operator on an individual subsystem must take the system out of the*

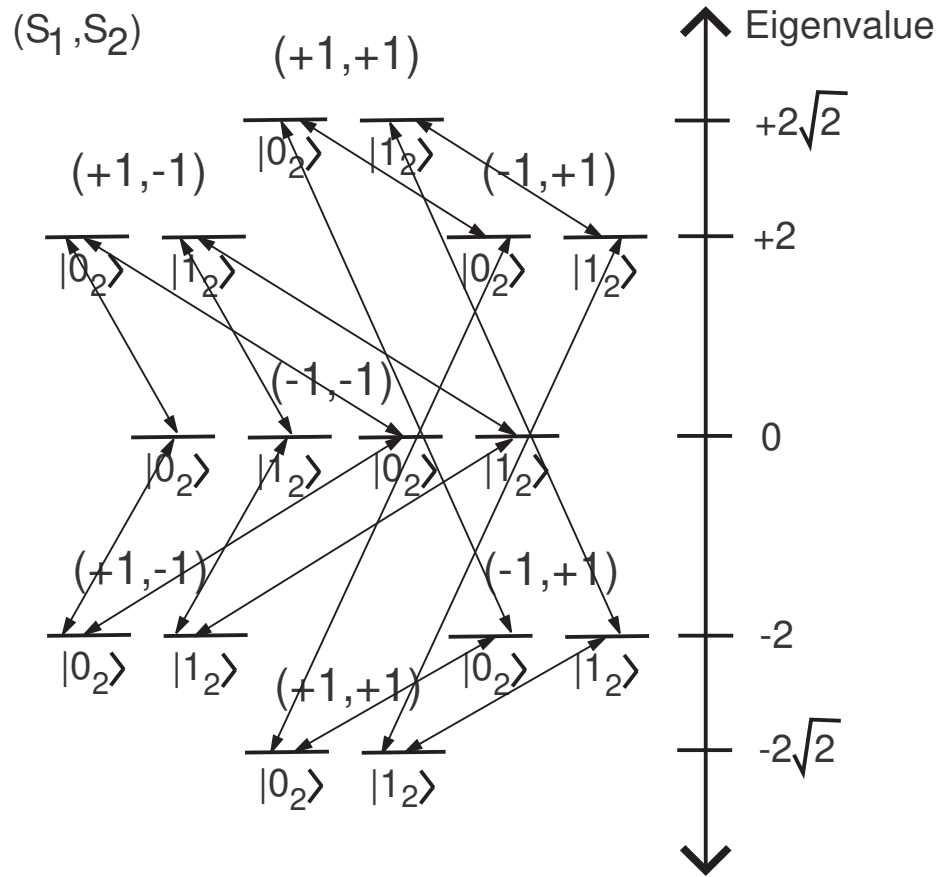


Figure 15.3: *Effect of  $\sigma_z^{(1)}$  on the Pauli supercoherent qubit*

degenerate ground state. If  $|i\rangle$  denotes the degenerate ground state of the Hamiltonian  $\mathbf{H}$ , then the condition for supercoherence is

$$\langle j | \mathbf{o}^{(k)} | i \rangle = 0, \quad \forall \mathbf{o}^{(k)}, \quad (15.10)$$

for all  $|i\rangle, |j\rangle$  in the degenerate ground state and  $\mathbf{o}^{(k)}$  is the single subsystem operator  $\mathbf{o}$  acting on the  $k$ th subsystem. Information which has been encoded into the degenerate ground state of a supercoherent Hamiltonian is referred to as a supercoherent qubit or supercoherent qudit, depending on the dimension of the degeneracy.

Note that the supercoherence condition Eq. (15.10) implies the ground states are an error detecting code for the operators single qubit (subsystem) operators.

Why do we label such degenerate ground states supercoherent? The main reason for this lies in the fact that the Hamiltonian of such a system has been constructed so that the only single qubit operations which can destroy the coherence of the system are interactions which heat the system. As we mentioned previously, it is often

possible to substantially decrease such decoherence mechanisms by simply cooling the system's environment. We will have a chance to analytically demonstrate this effect in Section 15.4. In general, we expect that the condition for supercoherence to hold will occur when the temperature  $T$  (we set  $k_B = 1$ ) is much less than the energy gap of from the degenerate ground state to the lowest state excited by the single qubit operators. What kind of robustness should we expect for the supercoherent qubit? If the individual baths have a temperature  $T$ , then we expect the decoherence rate of the supercoherent qubit to scale at low temperatures as  $\approx e^{-\beta\Delta}$ , where  $\beta = (kT)^{-1}$ . At low temperatures there should thus be an exponential suppression of the decoherence.

It is helpful to compare a supercoherent qubit to a single qubit with two different Hamiltonians.

First compare a supercoherent qubit to a single qubit with non-degenerate energy levels  $\mathbf{H} = \epsilon\sigma_z$ . Now the single qubit error  $|0\rangle\langle 1|$  is a error which takes the system from a state of higher energy to one of lower energy. This error, then, will be involved in a cooling type decoherence. The single qubit error  $|1\rangle\langle 0|$  takes the system from a state of lower energy to one of higher energy. This is a heating type decoherence. Finally the single qubit error  $\sigma_z$  does not change the energy of the system but acts to dephase the system. Therefore this error is of the non-dissipative form. In contrast to this single qubit example, all single qubit errors acting on a supercoherent ground state must take the system from the ground state to a state of higher energy. Thus all of the above error  $|0\rangle\langle 1|$ ,  $|1\rangle\langle 0|$  and  $\sigma_z$  are errors on the supercoherent Hamiltonian of the heating form.

Second it is useful to compare the supercoherent qubit to a single qubit with a degenerate Hamiltonian. In this case all  $\sigma_\alpha$  errors act on this qubit are of the non-dissipative form because the two qubits have the same energy. This is in direct contrast to the supercoherent qubit for which all errors are of the heating form. Degeneracy alone is not enough for supercoherence.

### 15.2.1 Encoded operations on the Pauli supercoherent qubit

Returning now the specific Pauli stabilizer supercoherent example we began with, we can now ask the question of how to manipulate the information encoded into the degeneracy. Nothing is worse than a quantum memory which one cannot manipulate!

In this case, we already know how to manipulate the quantum information in the degeneracy because this degeneracy is simply the second encoded qubit. In particular the two-qubit operations  $\bar{\mathbf{X}}_2 = \mathbf{I} \otimes \sigma_x \otimes \sigma_x \otimes \mathbf{I}$  and  $\bar{\mathbf{Z}}_2 = \sigma_z \otimes \sigma_z \otimes \mathbf{I} \otimes \mathbf{I}$  are encoded single qubit rotations on this qubit. By turning on an off these interactions it is therefore possible to perform computation any  $SU(2)$  rotation on the supercoherent qubit.

The question which is immediately raised, however, is how turning on an off the interactions affects the supercoherent property of the system. Suppose that we have a supercoherent system with a gap from the ground state to the single qubit excited

states of energy  $\Delta$ . When we turn on  $\bar{\mathbf{X}}_2$  or  $\bar{\mathbf{Z}}_2$ , we want to make sure that this gap is still preserved and the supercoherent property that any single qubit gate will take the supercoherent qubit to a state of higher energy is maintained.

In order for the gap to be still maintained the interaction strength must be weak in comparison with the temperature of the bath. To see this, we note that  $\bar{\mathbf{X}}_2$  and  $\bar{\mathbf{Z}}_2$  break the degeneracy of the system. If these interactions are of strength  $\epsilon$ , then this degeneracy is split by  $\epsilon$ . The gap of size  $\Delta$  is therefore shrunk by  $c\epsilon$  where  $c$  is a prefactor which may be state dependent. In order to maintain the supercoherent condition, this shrinking must not remove the condition that the gap is large compared to the temperature of the bath. Thus if  $\epsilon \ll T$ , the gap is maintained while the computation is being performed.

Also notice that the manipulation of the degenerate information does not change the fact that single qubit interactions take the ground states (which are no longer degenerate due to the interaction) to states of higher energy. To see this is sufficient to notice that the interactions we implement act *only* on the degeneracy. If, for example, we tried to implement a  $\sigma_x$  on the codespace with  $\bar{\mathbf{X}}_2\bar{\mathbf{X}}_1 = \sigma_x \otimes \mathbf{I} \otimes \sigma_x \otimes \mathbf{I}$ , we would act not only on the degenerate supercoherent qubit, but also on the space of the Hamiltonian  $\mathbf{H}$ .

Having shown how to perform single qubit rotations on the information in the supercoherent qubit, we can now ask the question of whether it is possible to perform universal quantum computation to perform universal quantum computation on conjoined sets of such supercoherent qubits. The difficulty here is that any two qubit interaction which acts between two conjoined supercoherent qubits act as single qubit operations on each individual supercoherent systems. Therefore any two qubit interaction necessarily excites the information in the supercoherent ground state to an excited energy level. Of course, we could resort to more than two qubit interactions. This method, however, is highly unlikely to be practical and we will therefore disregard this technique.

One method for overcoming this problem is, when an interaction between the encoded qubits is desired, another set of Hamiltonians is turned on which maintains the ground state condition of the individual supercoherent qubits but also creates other ground states which are degenerate with these states. Manipulation of the quantum computation is then performed over this larger supercoherent ground state. We know of no such method for the Pauli stabilizer supercoherent example we have just presented, however, in the next section we will present a more complicated supercoherent system which can be used to perform universal quantum computation in a manner similar to what we have just described.

### 15.3 Exchange-based supercoherent quantum bit

Amazingly there is a supercoherent system which is intimately related to the strong collective decoherence DFS states which we have so thoroughly studied in Part II of this thesis. Consider the Hamiltonian

$$\mathbf{H}_0^{[n]} = \frac{\Delta}{2} (\vec{\mathbf{S}}^{[n]})^2, \quad (15.11)$$

where we recall that  $\mathbf{S}_\alpha^{[n]} = \frac{1}{2} \sum_{i=1}^n \boldsymbol{\sigma}_\alpha^{(i)}$ . This Hamiltonian has eigenvalues  $\frac{\Delta}{2} J_n(J_n + 1)$ , with corresponding eigenstates given by the strong DFS basis  $|\lambda, J_n, m_\alpha\rangle$ .

Let us briefly recall the definitions of the strong DFS basis for completeness. Let  $\mathcal{H}_n = (\mathbb{C}^2)^{\otimes n}$  be a Hilbert space of  $n$  qubits, and let  $\mathbf{s}_\alpha^{(i)}$  be the  $\alpha$ th Pauli spin operator acting on the  $i$ th qubit tensored with identity on all other qubits. The  $\mathbf{s}_\alpha^{(i)}$  satisfy the commutation and anticommutation rules,  $[\mathbf{s}_\alpha^{(j)}, \mathbf{s}_\beta^{(k)}] = i\delta_{jk}\epsilon_{\alpha\beta\gamma}\mathbf{s}_\gamma^{(j)}$  and  $\{\mathbf{s}_\alpha^{(j)}, \mathbf{s}_\beta^{(k)}\} = \frac{1}{2}\delta_{jk}\delta_{\alpha\beta}\mathbf{I} + 2(1 - \delta_{jk})\mathbf{s}_\alpha^{(j)}\mathbf{s}_\beta^{(k)}$ . We define the  $k$ th partial collective spin operators on the  $n$  qubits,  $\mathbf{S}_\alpha^{[k]} = \sum_{i=1}^k \mathbf{s}_\alpha^{(i)}$ . The total collective spin operators acting on all  $n$  qubits,  $\mathbf{S}_\alpha^{[n]}$ , form a Lie algebra  $\mathcal{L}$  which provides a representation of the Lie algebra  $su(2)$ :  $[\mathbf{S}_\alpha^{[n]}, \mathbf{S}_\beta^{[n]}] = i\epsilon_{\alpha\beta\gamma}\mathbf{S}_\gamma^{[n]}$ . Thus  $\mathcal{L}$  can be decomposed in a direct product of irreducible representations (irreps) of  $su(2)$ ,  $\mathcal{L} \simeq \bigoplus_{J=0,1/2}^{n/2} \bigoplus_{k=1}^{n_J} \mathcal{L}_{2J+1}$ , where  $\mathcal{L}_{2J+1}$  is the  $2J + 1$  dimensional irrep of  $su(2)$  which appears with a multiplicity  $n_J$ . If we let  $(\mathbf{J}_d)_\alpha$  be the operators of the  $d$  dimensional irrep of  $su(2)$ , then there exists a basis for the total collective spin operators such that  $\mathbf{S}_\alpha^{[n]} = \bigoplus_{J=0,1/2}^{n/2} \mathbf{I}_{n_J} \otimes (\mathbf{J}_{2J+1})_\alpha$ . Corresponding to this decomposition of  $\mathbf{S}_\alpha^{[n]}$ , the Hilbert space  $\mathcal{H}$  can be decomposed into states  $|\lambda, J_n, m\rangle$  classified by quantum numbers labeling the irrep,  $J_n$ , the degeneracy index of the irrep,  $\lambda$ , and an additional internal degree of freedom,  $m$ . A complete set of commuting operators consistent with this decomposition and providing explicit values for these labels is given by  $B_\alpha = \{(\vec{\mathbf{S}}^{[1]})^2, (\vec{\mathbf{S}}^{[2]})^2, \dots, (\vec{\mathbf{S}}^{[n-1]})^2, (\vec{\mathbf{S}}^{[n]})^2, \mathbf{S}_\alpha^{[n]}\}$  [109]. Therefore a basis for the entire Hilbert space is given by  $|J_1, J_2, \dots, J_{n-1}, J_n, m_\alpha\rangle$ , where  $(\vec{\mathbf{S}}^{[k]})^2 |J_1, \dots, J_n, m_\alpha\rangle = J_k(J_k + 1) |J_1, \dots, J_n, m_\alpha\rangle$  and  $\mathbf{S}_\alpha^{[n]} |J_1, \dots, J_n, m_\alpha\rangle = m_\alpha |J_1, \dots, J_n, m_\alpha\rangle$ . The degeneracy index  $\lambda$  of a particular irrep having total collective spin  $J_n$  is completely specified by the set of partial collective spin eigenvalues  $J_k$ ,  $k < n$ :  $\lambda \equiv \{J_1, \dots, J_{n-1}\}$ . This degeneracy is simply due to the  $(n_J)$  different possible ways of constructing a spin- $J_n$  out of  $n$  qubits.

Thus the (possibly degenerate) ground state of the Hamiltonian in Eq. (15.11) is given by the lowest  $J_n$  states for a particular  $n$ . For  $n$  even, these states have  $J_n = 0$ , and for  $n$  odd they have  $J_n = 1/2$ . Furthermore,  $\mathbf{H}_0^{[n]}$  can be constructed from two-qubit interactions alone:

$$\mathbf{H}_0^{[n]} = \frac{\Delta}{2} \left( \sum_{i \neq j=1}^n \vec{\mathbf{s}}^{(i)} \cdot \vec{\mathbf{s}}^{(j)} + \frac{3n}{4} \mathbf{I} \right). \quad (15.12)$$

Thus we see that  $\mathbf{H}_0^{[n]}$  is nothing more than the Heisenberg coupling  $\vec{\mathbf{s}}^{(i)} \cdot \vec{\mathbf{s}}^{(j)}$  acting with equal magnitude between every pair of qubits. The identity component of  $\mathbf{H}_0$  produces only a trivial global phase on the system and is not relevant to our discussion.

$\mathbf{H}_0^{[n]}$  has a highly degenerate spectrum, with energies determined by  $J_n$ . To determine the effect of single qubit operations on these states we first examine the effect of a single qubit operation on the  $n$ th qubit,  $\mathbf{s}_\alpha^{(n)}$ . Since  $[\mathbf{s}_\alpha^{(n)}, (\vec{\mathbf{S}}^{[k]})^2] = 0$  for  $k < n$ , we see that  $\mathbf{s}_\alpha^{(n)}$  can not change the degeneracy index  $\lambda$  of a state  $|\lambda, J_n, m_\alpha\rangle$ . Let  $\mathbf{O}_n = -\frac{1}{4}\mathbf{I} + (\vec{\mathbf{S}}^{[n]})^2 - (\vec{\mathbf{S}}^{[n-1]})^2$  (defined for  $n > 1$ ).  $\mathbf{O}_n$  determines which final step is taken in making the addition from qubit  $n - 1$  to qubit  $n$  (see Figure 15.4). If the final step from  $J_{n-1}$  to  $J_n$  was taken by adding  $1/2$ , then the eigenvalue of  $\mathbf{O}_n$  will be  $O_n = J_{n-1} + \frac{1}{2}$ , while if it was taken by subtracting  $1/2$ , then  $O_n = -(J_{n-1} + \frac{1}{2})$ . It is convenient to replace  $(\vec{\mathbf{S}}^{[n]})^2$  by  $\mathbf{O}_n$  in our set of commuting operators, which can clearly be done while still maintaining a complete set of commuting operators. We can then replace the quantum number  $J_n$  by  $O_n$ , to obtain the basis  $|\lambda, O_n, m_\alpha\rangle$ . It is easy to verify that  $\{\mathbf{O}_n, \mathbf{s}_\alpha^{(n)}\} = \mathbf{S}_\alpha^{[n]}$ . If we examine the effect of  $\mathbf{s}_\alpha^{[n]}$  on the basis  $|\lambda, O_n, m_\alpha\rangle$  (where we have defined  $m_\alpha$  as the orientation corresponding to  $\mathbf{S}_\alpha^{(n)}$ ), then we find that

$$\begin{aligned} (O'_n + O_n) \langle \lambda, O_n, m_\alpha | \mathbf{s}_\alpha^{(n)} | \lambda', O'_n, m'_\alpha \rangle \\ = m_\alpha \delta_{\lambda, \lambda'} \delta_{O_n, O'_n} \delta_{m_\alpha, m'_\alpha}. \end{aligned} \quad (15.13)$$

Thus we see that the only non-zero matrix elements occur when  $O'_n = O_n$  or  $O'_n = -O_n$ . From this it follows that the final step in the paths of Figure 15.4 can either flip sign (*e.g.*,  $1 \rightarrow -1$ ) or else must remain the same. Using the relation between  $O_n$  and  $J_n$  above, shows that this results in the selection rules  $\Delta J_n = \pm 1, 0$  for  $\mathbf{s}_\alpha^{(n)}$  acting on states in the  $|\lambda, J_n, m_\alpha\rangle$  basis. Note further that if we had chosen a basis with  $m_\beta$  instead of  $m_\alpha$  in Eq. (15.13) ( $\beta \neq \alpha$ ), we would have obtained the same selection rule but now the  $m_\alpha$  components could be mixed by the operation of  $\mathbf{s}_\beta^{(n)}$ . We recall (see Appendix C) that the exchange operation  $\mathbf{E}_{ij} = \frac{1}{2}\mathbf{I} + 2\vec{\mathbf{s}}^{(i)}\vec{\mathbf{s}}^{(j)}$  which exchanges qubits  $i$  and  $j$  modifies only the degeneracy index  $\lambda$  of the  $|\lambda, J_n, m_\alpha\rangle$  basis. Because  $\mathbf{s}_\alpha^{(j)} = \mathbf{E}_{jn}\mathbf{s}_\alpha^{(n)}\mathbf{E}_{jn}$ , this implies that any single qubit operator  $\mathbf{s}_\beta^{(i)}$  can therefore give rise to mixing of both the spin projections  $m_\alpha$ , and of the degeneracy indices  $\lambda$ .

These selection rules must be modified for the  $J_n = 0$  states.  $O_n = -1$  and  $m_\alpha = 0$  for all  $J_n = 0$  states and any transitions between these states will therefore have zero matrix element, *i.e.*,  $\langle \lambda, J_n = 0, m_\alpha | \mathbf{s}_\alpha^{(n)} | \lambda', J'_n = 0, m'_\alpha \rangle = 0$ . Thus the transitions  $\Delta J = 0$  are forbidden for  $J_n = 0$ , and  $\mathbf{s}_\alpha^{(n)}$  must take  $J_n = 0$  states to  $J_n = 1$  states. Furthermore, since  $\langle \lambda, J_n = 0, 0 | \mathbf{s}_\alpha^{(n)} | \lambda', J'_n = 0, 0 \rangle = 0$ , the degeneracy index  $\lambda$  for  $J_n = 0$  states is not affected by any single qubit operation.

To summarize, we have shown that any single qubit operation  $\mathbf{s}_\alpha^{(i)}$  enforces the selection rules  $\Delta J_n = \pm 1, 0$  with *the important exception of  $J_n = 0$  which must have  $\Delta J_n = +1$* . The degenerate  $J_n = 0$  states are therefore a quantum error detecting



code for single qubit errors[10, 109], with the special property that they are also the ground state of a realistically implementable Hamiltonian.

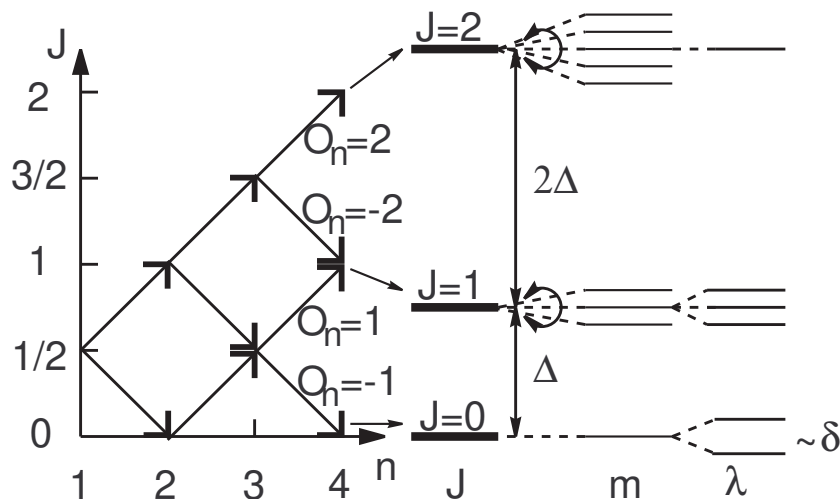


Figure 15.4: Diagram showing formation of the  $|\lambda, J_n, m\rangle$  states

Figure 15.4 shows that for an even number of qubits the  $J_n = 0$  ground state of  $\mathbf{H}_0^{[n]}$  is degenerate. For  $n = 4$  physical qubits the ground state is two-fold degenerate [216]. This degeneracy cannot be broken by any single qubit operator and single qubit operations must take the  $J_n = 0$  states to  $J_n = 1$  states as described above. This ground state is therefore a supercoherent qubit. If each qubit couples to its own individual environment, we expect that the major source of decoherence for this ground states will indeed be the processes which take the system from  $J_n = 0$  to  $J_n = 1$ .

### 15.3.1 Encoded operations on the exchange-based supercoherent qubit

We now turn to the question which we could not solve for the Pauli stabilized supercoherent qubits. In order to be useful for quantum computation, the supercoherent qubits should allow for universal quantum computation. Extensive discussion of fault-tolerant universal quantum computation on qubits encoded in decoherence-free subsystems has been given in Chapter 9 where it was shown that computation on these encoded states can be achieved by turning on Heisenberg couplings between neighboring physical qubits. This means that we need to add extra Heisenberg couplings to the supercoherent Hamiltonian  $\mathbf{H}_0^{[4]}$ . For a single supercoherent qubit these additional Heisenberg couplings can be used to perform any  $SU(2)$  rotation, *i.e.*, an

encoded one-qubit operation. In the present scheme one would like this additional coupling to avoid destroying the energy gap which suppresses decoherence. This can be achieved if the strength of the additional couplings,  $\delta$ , is much less than the energy gap, *i.e.*,  $\delta \ll \Delta$ . The trade-off between the decoherence rate and the speed of the one qubit operations can be quantified by calculating the gate fidelity  $F \propto \delta e^{\beta(\Delta-\delta)}$ .  $F$  quantifies the number of operations which can be done within a typical decoherence time of the system. For small  $\delta$  the gates are slower while for larger  $\delta$  the gap is smaller resulting in a tradeoff.  $F$  is minimized for  $\delta_0 = kT$ . At this minimum  $F$  is still exponentially suppressed for lower temperatures, in particular,  $F|_{\delta=\delta_0} \propto \beta^{-1} e^{\beta\Delta}$ .

Of more concern for the present scheme is how to perform computation between two encoded supercoherent qubits, the question which perplexed us in the previous section. In Section 11.5 we saw that using only Heisenberg couplings, a nontrivial two encoded qubit gate cannot be done without breaking the degeneracy of the  $\mathbf{H}_0^{[4]}$  Hamiltonian on the two sets of four qubits. This can be circumvented by considering a joint Hamiltonian of the eight qubits,  $\mathbf{H}_0^{[8]}$ . This Hamiltonian has a ground state which is 14-fold degenerate, including the tensor product states of the degenerate ground state of the  $\mathbf{H}_0^{[4]}$  Hamiltonian. The universality constructions previously presented in Chapter 9 and explicitly in Appendix E can then easily be shown to never leave the ground state of this combined system. Thus we see that we can circumvent the problem of the previous section. When a gate between two conjoined exchange-based supercoherent qubits is needed, additional exchange interactions must be turned on to obtain the Hamiltonian  $\mathbf{H}_0^{[8]}$  and additional exchanges must be used to produce a nontrivial gate between the two conjoined supercoherent qubits.

### 15.3.2 Implementation of the exchange supercoherent qubit in quantum dot arrays

The technological difficulties in building a supercoherent qubit are daunting but we believe within the reach of present experiments. In particular the supercoherent qubit states appear perfect for solid state implementations of a quantum computer using quantum dots [141, 64, 63]. Related encodings on 3-qubit states were recently shown to permit universal computation with the exchange interaction alone in [62]. The main new requirement for the supercoherent encoding, which allows the additional exponential suppression of decoherence, is the construction of  $\mathbf{H}_0^{[4]}$  and  $\mathbf{H}_0^{[8]}$ .  $\mathbf{H}_0^{[4]}$  can be implemented by a two dimensional array with Heisenberg couplings between all four qubits.  $\mathbf{H}_0^{[8]}$  poses a more severe challenge, since the most natural geometry for implementing this Hamiltonian is eight qubits on a cube with couplings between all qubits. Such structures should be possible in quantum dots by combining lateral and vertical coupling scheme. Finally, estimates of the strength of the Heisenberg coupling in the quantum dot implementations are expected to be on the order of 0.1 meV [141, 64, 63]. Thus we expect that at temperatures below 0.1 meV  $\approx 1$

K, decoherence should be suppressed for such coupled dots by encoding into the supercoherent states proposed here.

## 15.4 Harmonic baths coupled to a supercoherent qubit

As an example of the expected supercoherence we consider a quite general model of 4 qubits coupling to 4 independent harmonic baths for the exchange-based supercoherent qubit. The unperturbed Hamiltonian of the system and bath is  $\mathbf{H}_0^{[4]} \otimes \mathbf{I} + \mathbf{I} \otimes \sum_{i=1}^4 \sum_{k_i} \hbar \omega_{k_i} \mathbf{a}_{k_i}^\dagger \mathbf{a}_{k_i}$  where  $\mathbf{a}_{k_i}^\dagger$  is the creation operator for the  $i$ th bath mode with energy  $\hbar \omega_{k_i}$ . The most general linear coupling between each system qubit and its individual bath is  $\sum_{i=1}^4 \sum_{k_i} \sum_{\alpha} \mathbf{s}_{\alpha}^{(i)} \otimes (g_{i,\alpha} \mathbf{a}_{k_i} + g_{i,\alpha}^* \mathbf{a}_{k_i}^\dagger)$ . According to the selection rules described above we can write  $\mathbf{s}_{\alpha}^{(i)} = \sum_{(m,n) \in \mathcal{S}} \mathbf{A}_{i,\alpha}^{(m,n)} + \text{h.c.}$ , where  $\mathbf{A}_{i,\alpha}^{m,n\dagger}$  takes states  $J_n = m$  to  $J_n = n$  (and acts on  $\lambda$  and  $m_{\alpha}$  in some possibly nontrivial manner) and  $\mathcal{S}$  is the set of allowed transitions  $\mathcal{S} = \{(0, 1), (1, 2), (1, 1), (2, 2)\}$ . In the interaction picture, after making the rotating-wave approximation [169], this becomes

$$\begin{aligned} \mathbf{V}(t) = & \sum_{i,\alpha,k_i,(m,n) \in \mathcal{S}} g_{i,\alpha}^* e^{-i(\frac{\Delta}{\hbar} f(m,n) - \omega_{k_i})t} \mathbf{A}_{i,\alpha}^{(m,n)} \mathbf{a}_{k_i}^\dagger \\ & + g_{i,\alpha} e^{i(\frac{\Delta}{\hbar} f(m,n) - \omega_{k_i})t} \mathbf{A}_{i,\alpha}^{(m,n)\dagger} \mathbf{a}_{k_i}, \end{aligned} \quad (15.14)$$

where  $f(m, n) = n(n + 1) - m(m + 1)$ . Coupling to thermal environments of the same temperature, under quite general circumstances (Markovian dynamics, smooth spectral density of the field modes) we are led to a master equation (see for example [169])

$$\frac{\partial \rho}{\partial t} = \sum_{i,\alpha,(m,n) \in \mathcal{S}} \gamma_{i,\alpha}^{(m,n)} \mathcal{L}_{i,\alpha}^{(m,n)}[\rho] + \gamma_{i,\alpha}^{(n,m)} \mathcal{L}_{i,\alpha}^{(n,m)}[\rho], \quad (15.15)$$

with  $\mathcal{L}_{i,\alpha}^{(m,n)}[\rho] = ([\mathbf{A}_{i,\alpha}^{(m,n)} \rho, \mathbf{A}_{i,\alpha}^{(m,n)\dagger}] + [\mathbf{A}_{i,\alpha}^{(m,n)}, \rho \mathbf{A}_{i,\alpha}^{(m,n)\dagger}])$ . The only operators which act directly on the supercoherent qubit are  $\mathbf{A}_{i,\alpha}^{(0,1)}$ . The relative decoherence rates satisfy  $\gamma_{i,\alpha}^{(0,1)} \propto n(T)$  where  $n(T)$  is the thermal average Bose occupation number  $n(T) = [\exp(\beta \Delta) - 1]^{-1}$ . Thus we see, as predicted that the supercoherent qubit decoheres at a rate which decreases exponentially as  $kT$  decreases below  $\Delta$ .

## 15.5 Cooper pairs as error detecting codes and supercoherence

Finally let us mention an interesting connection between our supercoherent constructions and Cooper pairs in superconductivity. In the standard derivation of superconductivity as initially put forth by Bardeen, Cooper, and Schrieffer [11] electrons

with energies near the Fermi energy of a metal interact via the exchange of a phonon producing an attractive effective potential between the electrons. The Hamiltonian which describes the system is well described by [11]

$$\mathbf{H} = \sum_k E(k) \mathbf{c}_{k,\uparrow}^\dagger \mathbf{c}_{k,\uparrow} - \sum_{k,k'} V_{kk'} \mathbf{c}_{k',\downarrow}^\dagger \mathbf{c}_{-k',\downarrow}^\dagger \mathbf{c}_{-k,\uparrow} \mathbf{c}_{k,\uparrow}, \quad (15.16)$$

where  $\mathbf{c}_{k,s}$  is the single electron annihilation operator for an electron with wavenumber  $k$  and spin  $s$ ,  $E(k)$  is the energy of an electron with wavenumber  $k$ , and  $V_{kk'}$  represents the attractive coupling. The ground state of the superconductor to a good approximation (in the thermodynamic limit) is [11]

$$\prod_k (\alpha_k + \beta_k \mathbf{c}_{k,\uparrow}^\dagger \mathbf{c}_{-k,\downarrow}^\dagger) |0\rangle, \quad (15.17)$$

where  $\alpha_k$  and  $\beta_k$  are real coefficients and  $|0\rangle$  is the vacuum state. The ground state is composed of Cooper pairs of electrons with opposite momentum  $|k, \uparrow\rangle | -k, \downarrow\rangle$ . If we work in the frame of reference which is drifting with the superconducting current, then the types of effects which normally establish resistivity in a conductor are those that change the momentum of a single electron (via scattering from impurities, phonons, etc). We will now show that Cooper pairs are a form of quantum error detecting code for these single electron scattering processes.

We recall that the open system evolution of a system which is initially decoupled from its environment is described in the operator-sum representation[126] as  $\rho(t) = \sum_i \mathbf{A}_i(t) \rho(0) \mathbf{A}_i^\dagger(t)$  where  $\sum_i \mathbf{A}_i^\dagger(t) \mathbf{A}_i(t) = \mathbf{I}$ . Quantum error correction and detection begin by expanding  $\mathbf{A}_i(t)$  in terms of a suitable basis  $\mathbf{E}_a$  of possibly non-unitary “error” operators. A sufficient condition for the detection of such processes on a code with states  $|i\rangle$  representing the encoded quantum information is given by [120]

$$\langle j | \mathbf{E}_a | i \rangle = c_a \delta_{ij}. \quad (15.18)$$

Consider now a single Cooper pair with different wavenumbers  $k$  and  $k'$ :  $|k, \uparrow, -k, \downarrow\rangle$  and  $|k', \uparrow, -k', \downarrow\rangle$ . Any error operator  $\mathbf{E}$  which acts on only one of the electrons and changes the momentum of the electron, the operators which would normally cause resistance, can easily be seen to satisfy  $\langle k, \uparrow, -k, \downarrow | \mathbf{E} | k', \uparrow, -k', \downarrow \rangle = 0$  because of the orthogonality of states on the electron which is not operated on. Further because  $\mathbf{E}$  changes the momentum of the single electron,

$$\langle l, \uparrow, -l, \downarrow | \mathbf{E} | l, \uparrow, -l, \downarrow \rangle = 0, \quad (15.19)$$

for both  $l = k$  and  $l = k'$ . We therefore see that Cooper pairs satisfy Eq. (15.18) for all resistance causing interactions. Cooper pairs, then, are quantum error detecting codes for resistance cause scattering. If we could store quantum information in the wavenumber of a Cooper pair then we could use these Cooper pairs as a supercoherent system. We note here that the fact that Cooper pairs are single electron error detecting codes which exhibit supercoherence does *not* however explain the zero electrical resistance of superconductors. It is interesting to note, however, the connections between Cooper pairs and supercoherence.

## 15.6 Supercoherence and the importance of energetics

In this chapter we have introduced the notion of supercoherence. When the interaction between a system and its environment is perturbing (which is the case in most systems of interest) decoherence follows pathways which preserve the unperturbed system and environment energies. This allows us to construct a method for avoiding decoherence by engineering the system Hamiltonian such that all single qubit decoherence processes are processes which heat the system. Thus by cooling the environment decoherence in a supercoherent system can be minimized. We have therefore harnessed the power of energetics to help strengthen the resistance of quantum information to decoherence. This represents a small step towards constructing a system which has resistance to decoherence built into the natural evolution of the system.

## Chapter 16

# A Supercoherent Spin Ladder with Error Correcting Properties

*To be an Error and to be Cast out is part of God's Design*

– William Blake

In this chapter we study a spin ladder which has both supercoherent and error correcting properties. We begin by presenting a stabilizer encoding which maps this model into clusters of Ising models with transverse fields. We then explicitly calculate the spectrum of this model and show that there is a unique two-fold degenerate ground state for this spin ladder. It is then shown that this ground state detects single bit flips and corrects multiple phase errors. The ground state is therefore supercoherent with the added benefit of being quantum error correcting. We then discuss the role of encoded operations on this state and conclude with some discussion of the shortcomings of this spin ladder for quantum computation.

### 16.1 Description of the spin ladder

Suppose we are given a spin ladder of  $2n$  qubits. We label these qubits via the indices  $(i, j)$  where  $1 \leq i \leq n$  and  $j \in \{1, 2\}$  with the operator  $\mathbf{O}$  acting on the  $(i, j)$ th qubit tensored with identity on all other qubits as  $\mathbf{O}^{(i,j)}$ . Define the two operators

$$\begin{aligned} \mathbf{H}_Z &= \sum_{i=1}^n \sigma_z^{(i,1)} \sigma_z^{(i,2)} \\ \mathbf{H}_X &= \sum_{i=1}^{n-1} \sigma_x^{(i,1)} \sigma_x^{(i+1,1)} + \sigma_x^{(i,2)} \sigma_x^{(i+1,2)}. \end{aligned} \quad (16.1)$$

The spin ladder we consider is the sum of these two Hamiltonians with equal negative strengths

$$\mathbf{H}_n = -\omega_0(\mathbf{H}_Z + \mathbf{H}_X), \quad (16.2)$$

where  $\omega_0 > 0$ . This spin ladder is sketched in Figure 16.1

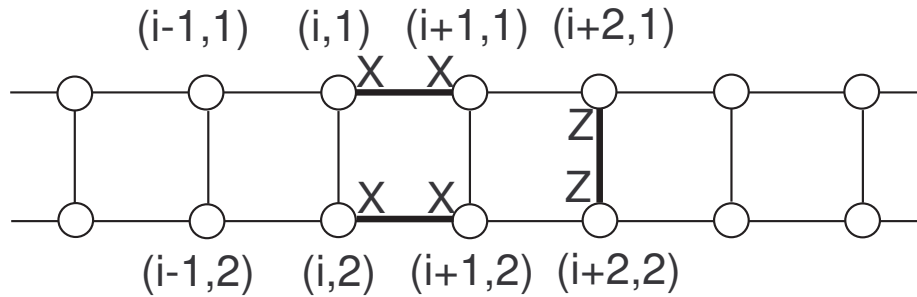


Figure 16.1: *A supercoherent spin ladder.*

Let us begin by understanding the intuition behind why this spin ladder system may have interesting supercoherent properties. The ground state of this spin ladder system will attempt to minimize the energy of the total Hamiltonian. Any given qubit is acted upon by an interaction which acts as  $\sigma_x \otimes \sigma_x$  or  $\sigma_z \otimes \sigma_z$  where the first qubit is the qubit of concern and the other qubit is one of the qubits neighbors. We call such couplings between the qubits bonds. If we individually diagonalize the interactions corresponding to the bonds, single qubit interactions  $\sigma_\alpha$  act to change the eigenvalue of each of these operators. In particular, because we are dealing with Pauli operators, the eigenvalue will flip sign and therefore increase in energy. The real ground state, of the system, of course cannot be analyzed in such a manner because all of the bond operators do not commute. However, it is not unreasonable that the ground state will maintain some of this intuition, that single qubit interactions increase the energy and indeed we will see that our intuition does pay off and this is exactly what happens. Such spin ladders are known as frustrated spin ladders[187] due to the competition of the different bonds in establishing a ground state.

### 16.1.1 Stabilizer encoding

There are two transformations which make exact calculation of the spectrum of this spin ladder possible. The first of these is a Pauli stabilizer encoding (see Appendix A.7). Instead of the Pauli basis  $\sigma_\alpha^{(i,j)}$ , consider instead the following set of Pauli operators

$$\begin{aligned} \mathbf{X}_1^{(i)} &= \sigma_x^{(i,1)} \sigma_x^{(i,2)}, & \mathbf{Z}_1^{(i)} &= \sigma_z^{(i,1)}, \\ \mathbf{X}_2^{(i)} &= \sigma_x^{(i,2)}, & \mathbf{Z}_2^{(i)} &= \sigma_z^{(i,1)} \sigma_z^{(i,2)}. \end{aligned} \quad (16.3)$$

In particular, there is an encoding of information such that  $\mathbf{X}_1, \mathbf{Z}_1$  act as corresponding Pauli operators on the first qubit and  $\mathbf{X}_2, \mathbf{Z}_2$  act as corresponding Pauli operators on the second qubit. In fact this encoding is simply the controlled-not basis change on the qubits from adjacent qubits connected by the rungs of the ladder

$$|00\rangle \rightarrow |00\rangle, \quad |01\rangle \rightarrow |01\rangle, \quad |10\rangle \rightarrow |11\rangle, \quad |11\rangle \rightarrow |10\rangle. \quad (16.4)$$

Under this basis, we find that the spin ladder Hamiltonian becomes

$$\begin{aligned} \mathbf{H} &= -\omega_0 \left( \sum_{i=1}^n \mathbf{Z}_2^{(i)} + \sum_{i=1}^{n-1} \mathbf{X}_1^{(i)} \mathbf{X}_2^{(i)} \mathbf{X}_1^{(i+1)} \mathbf{X}_2^{(i+1)} + \mathbf{X}_2^{(i)} \mathbf{X}_2^{(i+1)} \right) \\ &= -\omega_0 \left( \sum_{i=1}^n \mathbf{Z}_2^{(i)} + \sum_{i=1}^{n-1} \mathbf{X}_2^{(i)} \mathbf{X}_2^{(i+1)} \left( \mathbf{I} + \mathbf{X}_1^{(i)} \mathbf{X}_1^{(i+1)} \right) \right). \end{aligned} \quad (16.5)$$

At this point it is useful to introduce a basis corresponding to the operators Eq. (16.3). A complete set of commuting operators corresponding to this basis is given by the operator  $\mathbf{Z}_2^{(i)}$  and  $\mathbf{X}_1^{(i)}$ . We label this basis by the  $\pm 1$  eigenvalues of these operators as  $|z_2^{(1)}, z_2^{(2)}, \dots, z_2^{(n)}, x_1^{(1)}, x_1^{(2)}, \dots, x_1^{(n)}\rangle$ . We will sometimes abbreviate this as  $|\vec{z}_2, \vec{x}_1\rangle$  under the obvious correspondence.

Under this basis

$$\left( \mathbf{I} + \mathbf{X}_1^{(i)} \mathbf{X}_1^{(i+1)} \right) |\vec{z}_2, \vec{x}_1\rangle = \left( 1 + x_1^{(i)} x_1^{(i+1)} \right) |\vec{z}_2, \vec{x}_1\rangle. \quad (16.6)$$

Now  $1 + x_1^{(i)} x_1^{(i+1)}$  is either 0 if the signs of  $x_1^{(i)}$  and  $x_1^{(i+1)}$  differ or 2 if the signs of  $x_1^{(i)}$  and  $x_1^{(i+1)}$  are identical. This identification allows us to see that the spin ladder Hamiltonian Eq. (16.5) acts as a different Hamiltonian depending only the value of  $\vec{x}_1$ . In particular we see that

$$\mathbf{H} = -\omega_0 \bigoplus_{x_1^{(1)}, \dots, x_1^{(n)} = \{-1, +1\}} \sum_{i=1}^n \left( \mathbf{Z}_2^{(i)} + 2c_i(\vec{x}_1) \mathbf{X}_2^{(i)} \mathbf{X}_2^{(i+1)} \right) \otimes |\vec{x}_1\rangle \langle \vec{x}_1|, \quad (16.7)$$

where

$$c_i(\vec{x}_1) = \frac{1}{2} \left( 1 + x_1^{(i)} x_1^{(i+1)} \right). \quad (16.8)$$

Notice  $c_i(\vec{x})$  is a list over  $i$  of either  $+1$  or  $0$ . We therefore see that the spin ladder Hamiltonian has been brought to a block diagonal form where each of the blocks corresponds to a given  $\vec{x}_1$ . Given a particular block with a  $\vec{x}_1$  the values of the  $n-1$   $c_i(\vec{x}_1)$  then specify the exact form of the Hamiltonian in this block.

We will now focus on these block diagonal Hamiltonians for a fixed  $\vec{x}_1$ . We see that a Hamiltonian for a particular  $c_i(\vec{x}_1)$  corresponds to multiple Ising chains in a transverse field. Define the Ising chain with a transverse field Hamiltonian as

$$\mathbf{H}_I^{j,k} = -\omega_0 \left( \sum_{i=j}^{k-1} 2\mathbf{X}_2^{(i)} \mathbf{X}_2^{(i+1)} + \sum_{i=j}^k \mathbf{Z}_2^{(i)} \right). \quad (16.9)$$



and the transverse field only Hamiltonian as

$$\mathbf{H}_T^{j,k} = -\omega_0 \sum_{i=j}^k \mathbf{Z}_2^{(i)}. \quad (16.10)$$

The Hamiltonian over the  $\vec{z}_2$  qubits for a fixed  $\vec{x}_1$  is given by a sum of such chains with transverse fields and transverse fields only:

$$\mathbf{H}(c_i(\vec{x}_1)) = \mathbf{H}_I^{i_1, i_2} + \mathbf{H}_I^{i_3, i_4} + \dots + \mathbf{H}_I^{i_{2k-1}, i_{2k}} + \mathbf{H}_T^{j_1, j_2} + \mathbf{H}_T^{j_3, j_4} + \dots + \mathbf{H}_T^{j_{2l-1}, i_{2l}}. \quad (16.11)$$

Since each of the  $\mathbf{H}_I^{i_j, i_{j+1}}$  act on different  $|x_2^{(i)}\rangle$  qubits they can each be individually diagonalized and the total energy added up. For the systems with simply a transverse field this is trivially achieved. The eigenstates are simply the single qubit configurations of the qubits pointing with or anti to the transverse field. Luckily, also, we can analyze the Ising chains with a transverse field and find analytical expressions for the energy and eigenstates of these chains up to a small correction.

### 16.1.2 The one dimensional Ising chain in a transverse magnetic field

We need to consider an Ising chain of length  $k$  in a transverse field of the form

$$\mathbf{H}_I = -\sum_{i=1}^k \mathbf{Z}_i - 2 \sum_{i=1}^{k-1} \mathbf{X}_i \mathbf{X}_{i+1}, \quad (16.12)$$

where we have relabeled our qubit operators in an obvious notion for simplicity in this calculation. We follow the calculation in [40]. Define the raising and lowering operations

$$\mathbf{S}_i^\pm = \frac{1}{2} [\mathbf{X}_i \pm i \mathbf{Y}_i], \quad (16.13)$$

such that

$$\begin{aligned} \mathbf{H}_I &= \sum_{i=1}^k (\mathbf{I} - 2\mathbf{S}_i^+ \mathbf{S}_i^-) - 2 \sum_{i=1}^{k-1} [\mathbf{S}_i^+ + \mathbf{S}_i^-] [\mathbf{S}_{i+1}^+ + \mathbf{S}_{i+1}^-] \\ &= k\mathbf{I} - 2 \left( \sum_{i=1}^k \mathbf{S}_i^+ \mathbf{S}_i^- + \sum_{i=1}^{k-1} [\mathbf{S}_i^+ + \mathbf{S}_i^-] [\mathbf{S}_{i+1}^+ + \mathbf{S}_{i+1}^-] \right). \end{aligned} \quad (16.14)$$

Henceforth, we will drop the identity constant  $k\mathbf{I}$  and recover such constant terms at the end of our calculation (they will turn out to be important!).

Next we can use the Jordan-Wigner transformation to take this model, which is that of hard-core bosons, from spin operators to fermions. In particular if we define

$$\mathbf{c}_i = \prod_{j=1}^{i-1} (-\mathbf{Z}_j) \mathbf{S}_i^-, \quad \mathbf{c}_i^\dagger = \prod_{j=1}^{i-1} (-\mathbf{Z}_j) \mathbf{S}_i^+, \quad (16.15)$$

then we see that the operators  $\mathbf{c}_i, \mathbf{c}_i^\dagger$  are fermionic operators satisfying

$$\{\mathbf{c}_i, \mathbf{c}_j\} = 0, \quad \{\mathbf{c}_i, \mathbf{c}_j^\dagger\} = \delta_{ij}. \quad (16.16)$$

Expressing our model in terms of the fermionic operators we find

$$\mathbf{H}_I = -2 \left( \sum_{i=1}^k \mathbf{c}_i^\dagger \mathbf{c}_i + \sum_{i=1}^k [\mathbf{c}_i^\dagger - \mathbf{c}_i] [\mathbf{c}_{i+1}^\dagger + \mathbf{c}_{i+1}] \right) + \mathbf{C}, \quad (16.17)$$

where addition is done modulo  $k$  and  $\mathbf{C}$  is a correction

$$\mathbf{C} = +2(\mathbf{c}_1^\dagger + \mathbf{c}_1)(\mathbf{c}_k^\dagger - \mathbf{c}_k). \quad (16.18)$$

We will ignore the correction term  $\mathbf{C}$  for now and return to the effect of this term later. Notice also that this correction term only appears when  $k > 2$ .

To diagonalize this Hamiltonian it is useful to work first with fermions in momentum space

$$\begin{aligned} \mathbf{c}_q &= \frac{1}{\sqrt{k}} \sum_{j=1}^k \mathbf{c}_j \exp(iqj) \\ \mathbf{c}_q^\dagger &= \frac{1}{\sqrt{k}} \sum_{j=1}^k \mathbf{c}_j^\dagger \exp(-iqj), \end{aligned} \quad (16.19)$$

where  $q = \frac{2\pi m}{k}$  with  $m = -\frac{k}{2}, \dots, \frac{k}{2}$  for  $k$  even and  $m = -\frac{k-1}{2}, \dots, \frac{k-1}{2}$  for  $k$  odd. Check that these still obey the fermion rules:

$$\begin{aligned} \{\mathbf{c}_q, \mathbf{c}_{q'}\} &= \{\mathbf{c}_q^\dagger, \mathbf{c}_{q'}^\dagger\} = 0 \\ \{\mathbf{c}_q, \mathbf{c}_{q'}^\dagger\} &= \frac{1}{k} \sum_{a,b=1}^k \{\mathbf{c}_a, \mathbf{c}_b^\dagger\} \exp(i(qa - q'b)) = \frac{1}{k} \sum_{a=1}^k \exp(ia(q - q')) = \delta_{q,q'}. \end{aligned} \quad (16.20)$$

We can compute that

$$\mathbf{c}_q^\dagger \mathbf{c}_q = \frac{1}{k} \sum_{a,b=1}^k \mathbf{c}_a^\dagger \mathbf{c}_b \exp(iq(b - a)). \quad (16.21)$$

So that

$$\begin{aligned} \sum_q \mathbf{c}_q^\dagger \mathbf{c}_q &= \sum_{a=1}^k \mathbf{c}_a^\dagger \mathbf{c}_a, \\ 2 \sum_q \cos(q) \mathbf{c}_q^\dagger \mathbf{c}_q &= \sum_q (\exp(iq) + \exp(-iq)) \sum_{a,b=1}^k \mathbf{c}_a^\dagger \mathbf{c}_b \exp(iq(b - a)) \end{aligned}$$

$$\begin{aligned}
&= \sum_{a=1}^{k-1} (\mathbf{c}_a^\dagger \mathbf{c}_{a+1} - \mathbf{c}_a \mathbf{c}_{a+1}^\dagger) \\
\sum_q \exp(-iq) \mathbf{c}_q^\dagger \mathbf{c}_{-q}^\dagger &= \frac{1}{k} \sum_q \sum_{a,b=1}^k \mathbf{c}_a^\dagger \mathbf{c}_b^\dagger \exp(iq(b-a-1)) = \sum_{a=1}^{k-1} \mathbf{c}_a^\dagger \mathbf{c}_{a+1}^\dagger \\
\sum_q \exp(iq) \mathbf{c}_q \mathbf{c}_{-q} &= \frac{1}{k} \sum_q \sum_{a,b=1}^k \mathbf{c}_a \mathbf{c}_b \exp(iq(a-b+1)) = - \sum_{a=1}^{k-1} \mathbf{c}_a \mathbf{c}_{a+1}. \quad (16.22)
\end{aligned}$$

Thus we find that

$$\begin{aligned}
\mathbf{H}_I &= -2 \left( \sum_q (1 + 2 \cos(q)) \mathbf{c}_q^\dagger \mathbf{c}_q - \sum_q (\exp(-iq) \mathbf{c}_q^\dagger \mathbf{c}_{-q}^\dagger + \exp(iq) \mathbf{c}_q \mathbf{c}_{-q}) \right) \quad (16.23) \\
&= -2 \left( \sum_{q>0} (1 + 2 \cos(q)) (\mathbf{c}_q^\dagger \mathbf{c}_q + \mathbf{c}_{-q}^\dagger \mathbf{c}_{-q}) + 2i \sum_{q>0} \sin(q) (\mathbf{c}_q^\dagger \mathbf{c}_{-q}^\dagger + \mathbf{c}_q \mathbf{c}_{-q}) \right).
\end{aligned}$$

To diagonalize this Hamiltonian we apply a Bogoliubov transformation

$$\begin{aligned}
\boldsymbol{\eta}_q &= u_q \mathbf{c}_q + iv_q \mathbf{c}_{-q}^\dagger, & \boldsymbol{\eta}_{-q} &= u_q \mathbf{c}_{-q} - iv_q \mathbf{c}_q^\dagger \\
\boldsymbol{\eta}_q^\dagger &= u_q \mathbf{c}_q^\dagger - iv_q \mathbf{c}_{-q}, & \boldsymbol{\eta}_{-q}^\dagger &= u_q \mathbf{c}_{-q}^\dagger + iv_q \mathbf{c}_q, \quad (16.24)
\end{aligned}$$

where  $q > 0$  everywhere and  $u_q, v_q$  are both real. We require that the  $\boldsymbol{\eta}_q, \boldsymbol{\eta}_q^\dagger$  are fermionic operators:

$$\{\boldsymbol{\eta}_{q'}, \boldsymbol{\eta}_q\} = 0, \quad \{\boldsymbol{\eta}_{q'}^\dagger, \boldsymbol{\eta}_q\} = \delta_{q',q} \Rightarrow u_q^2 + v_q^2 = 1. \quad (16.25)$$

Thus we parameterize  $u_q$  and  $v_q$  via  $u_q = \sin(\theta_q), v_q = \cos(\theta_q)$ . The inverse transformation to the Bogoliubov fermions is given by

$$\begin{aligned}
\mathbf{c}_q &= u_q \boldsymbol{\eta}_q - iv_q \boldsymbol{\eta}_{-q}^\dagger, & \mathbf{c}_{-q} &= u_q \boldsymbol{\eta}_{-q} + iv_q \boldsymbol{\eta}_q^\dagger \\
\mathbf{c}_q^\dagger &= u_q \boldsymbol{\eta}_q^\dagger + iv_q \boldsymbol{\eta}_{-q}, & \mathbf{c}_{-q}^\dagger &= u_q \boldsymbol{\eta}_{-q}^\dagger - iv_q \boldsymbol{\eta}_q. \quad (16.26)
\end{aligned}$$

Which can be used to rewrite the Hamiltonian in terms of the Bogoliubov fermions:

$$\begin{aligned}
\mathbf{H}_I &= -2 \left( \sum_{q>0} (1 + 2 \cos(q)) \left( (u_q \boldsymbol{\eta}_q^\dagger + iv_q \boldsymbol{\eta}_{-q}) (u_q \boldsymbol{\eta}_q - iv_q \boldsymbol{\eta}_{-q}^\dagger) \right. \right. \\
&\quad \left. \left. + (u_q \boldsymbol{\eta}_{-q}^\dagger - iv_q \boldsymbol{\eta}_q) (u_q \boldsymbol{\eta}_{-q} + iv_q \boldsymbol{\eta}_q^\dagger) \right) \right. \\
&\quad \left. + \sum_{q>0} 2i \sin(q) \left( (u_q \boldsymbol{\eta}_q^\dagger + iv_q \boldsymbol{\eta}_{-q}) (u_q \boldsymbol{\eta}_{-q}^\dagger - iv_q \boldsymbol{\eta}_q) \right. \right. \\
&\quad \left. \left. + (u_q \boldsymbol{\eta}_q - iv_q \boldsymbol{\eta}_{-q}^\dagger) (u_q \boldsymbol{\eta}_{-q} + iv_q \boldsymbol{\eta}_q^\dagger) \right) \right) \quad (16.27) \\
&= -2 \left( \sum_{q>0} \left[ (1 + 2 \cos(q)) (u_q^2 - v_q^2) - 4 \sin(q) u_q v_q \right] (\boldsymbol{\eta}_q^\dagger \boldsymbol{\eta}_q + \boldsymbol{\eta}_{-q}^\dagger \boldsymbol{\eta}_{-q}) \right. \\
&\quad \left. + \sum_{q>0} \left[ 4i(1 + 2 \cos(q)) u_q v_q + 4i \sin(q) (u_q^2 - v_q^2) \right] (\boldsymbol{\eta}_q^\dagger \boldsymbol{\eta}_{-q}^\dagger + \boldsymbol{\eta}_q \boldsymbol{\eta}_{-q}) \right),
\end{aligned}$$

up to a constant vacuum energy. We can make the off-diagonal terms vanish if

$$(1 + 2 \cos(q))u_q v_q + \sin(q)(u_q^2 - v_q^2) = 0 \rightarrow \tan(2\theta_q) = -\frac{2 \sin(q)}{(1 + 2 \cos(q))}. \quad (16.28)$$

Thus

$$\mathbf{H}_I = -2 \sum_{q>0} [(1 + 2 \cos(q)) - 2 \sin(2\theta_q) \sin(q)] (\boldsymbol{\eta}_q^\dagger \boldsymbol{\eta}_q + \boldsymbol{\eta}_{-q}^\dagger \boldsymbol{\eta}_{-q}), \quad (16.29)$$

or

$$\mathbf{H}_I = 2 \sum_q \sqrt{5 + 4 \cos(q)} \boldsymbol{\eta}_q^\dagger \boldsymbol{\eta}_q. \quad (16.30)$$

We can recover the constant vacuum energy by noting that the original Hamiltonian was traceless and the trace should be preserved under the canonical transformations we have performed. Since  $\text{Tr} [\mathbf{H}_I] = 2k \sum_q \sqrt{5 + 4 \cos q}$  we find that

$$\mathbf{H}_I = 2 \sum_q \sqrt{5 + 4 \cos(q)} \left( \boldsymbol{\eta}_q^\dagger \boldsymbol{\eta}_q - \frac{1}{2} \right). \quad (16.31)$$

The vacuum (ground) state of this system has no Bogoliubov fermions occupying any sites. Note that there is a gap between this state and excited states. Further note that the energy of this vacuum state is really dependent on  $k$ :

$$E_g(k) = - \sum_q \sqrt{5 + 4 \cos(q)} = - \sum_{m=-\frac{k}{2}(-\frac{k-1}{2})}^{\frac{k}{2}(\frac{k-1}{2})} \sqrt{5 + 4 \cos\left(\frac{2\pi m}{k}\right)}. \quad (16.32)$$

We note that  $E_g(k) < -k$  because each term in the sum is greater than unity. Thus if we compare a Ising chain in a transverse field to one which is simply in a transverse field the Ising chain in the transverse field always has a lower energy ground state. Further we note that  $E_g(k) > E_g(j)$  if  $k > j$ .

Let us return to the correction term  $\mathbf{C}$  in Eq. (16.17). When we express this term in momentum space we find that

$$\mathbf{C} = \frac{2}{k} \sum_{q,q'} (e^{iq} \mathbf{c}_q^\dagger + e^{-iq} \mathbf{c}_q) (e^{ikq'} \mathbf{c}_{q'}^\dagger - e^{-ikq'} \mathbf{c}_{q'}). \quad (16.33)$$

The first observation is that for large  $k$ , this term becomes a small correction to the energy derived above. Furthermore, each given term has an eigenvalue  $\lambda$  which has a value between  $-\frac{2}{k} \leq \lambda \leq \frac{2}{k}$ . This implies that the correction to our expression Eq. (16.31) will be bound from above by  $\frac{4}{k}$ . Thus we have found that

$$\mathbf{H}_I = 2 \sum_q \sqrt{5 + 4 \cos(q)} \left( \boldsymbol{\eta}_q^\dagger \boldsymbol{\eta}_q - \frac{1}{2} \right) + \boldsymbol{\Omega}_k, \text{ where } \text{Tr} |\boldsymbol{\Omega}_k| < \frac{4}{k}. \quad (16.34)$$

## 16.2 Clusters, clusters, everywhere

Having nearly exactly calculated the spectra of the Ising with transverse field Hamiltonian of length  $k$  we understand the spectrum of the total spin ladder Hamiltonian. For each subspace corresponding to a specification of  $c_i(\vec{x}_1)$  we can construct the binary string  $\vec{c}(\vec{x}_1) = (c_1(\vec{x}_1), c_2(\vec{x}_1), \dots, c_{n-1}(\vec{x}_1))$  labeling the structure of the Hamiltonian on the  $\vec{x}_1$  specified subspace. Each such string can further be specified by the values where the elements take the value +1 and, in particular, we wish to simply label such a subspace by the structure of such +1 clusters. A +1 cluster from the  $i$ th to the  $j$  qubit will be denoted by  $(i, j)$ . Thus every string will correspond to some cluster structure  $\hat{c}(\vec{x}_1) = (i_1, i_2)(i_3, i_4) \dots (i_{2r-1}, i_{2r})$  where  $r$  is the number of +1 clusters in a string. Thus, for example  $\vec{c} = (+1, +1, -1, -1, +1, -1, +1, +1, -1) \Rightarrow \hat{c} = (1, 2)(5, 5)(7, 8)$  which has 3 +1 clusters, two of length 2 and one of length 1. For each cluster labeling the spectrum of the Hamiltonian  $\mathbf{H}$  has a structure related only to the number and size of the clusters. In particular if two subspaces have identical cluster structure (number of cluster of a given length is identical) then they have an identical spectrum (with different eigenstates however). This is because, for a given cluster of length  $l$ , the Hamiltonian takes on the structure of an Ising chain with a transverse magnetic field which we have analyzed above. Let us label the cluster structure by  $[m_2, \dots, m_{n-1}]$  where  $m_i$  is the number of clusters of length  $i$ . Clearly  $\sum_{i=2}^{n-1} m_i i \leq n - 1$ . Let  $E_g(k)$  label the ground state energy of a cluster of length  $k$  physical qubits which corresponds to a cluster of  $k$  in the bit string  $\vec{c}$ . In particular from the previous section we know that

$$E_g(k) = -\omega_0 \sum_{m=-\frac{k}{2}(-\frac{k-1}{2})}^{\frac{k}{2}(\frac{k-1}{2})} \sqrt{5 + 4 \cos\left(\frac{2\pi m}{k}\right)} + \Omega_k, \text{ where } \text{Tr}|\Omega_k| < \frac{4}{k}. \quad (16.35)$$

For elements which are not members acted upon by a cluster, only the  $\mathbf{H}_T$  Hamiltonian contributes to the spectrum of these sights. For a given cluster structure  $[m_2, m_3, \dots, m_{n-1}]$  the vacuum state of the Hamiltonian has an energy

$$E([m_2, m_3, \dots, m_{n-1}]) = \sum_{i=2}^{n-1} m_i E_g(i) - \omega_0(n - \sum_{i=2}^{n-1} m_i i). \quad (16.36)$$

It is easy to then verify that the global ground state corresponds to the subspace where  $[m_2 = 0, m_3 = 0, \dots, m_{n-2} = 0, m_{n-1} = 1]$ , i.e. the full cluster situation.

Further we note that the for every cluster configuration  $\vec{c}(\vec{x}_1)$  corresponds to two different  $\vec{x}_1$  configurations and thus all of the levels of our Hamiltonian are two-fold degenerate. To see this note that  $\vec{c}(\vec{x}_1)$  is unchanged if the value of every element in  $\vec{x}_1$  flip signs. Every element of the spin ladder Hamiltonian, therefore, is two-fold degenerate. The ground state of the system then corresponds to the Hamiltonian over the subspace defined by  $\vec{x}_1 = (+1, +1, \dots, +1)$  and also by  $\vec{x}_1 = (-1, -1, \dots, -1)$ .

## 16.3 Quantum error correcting properties

Let us now examine the error detecting and correcting properties of the spin ladders ground state. We will examine the error properties of information encoded into the degeneracy of the ground state of the Hamiltonian.

Instead of using the basis  $|\vec{z}_2, \vec{x}_1\rangle$  it is convenient to work with the basis  $|\vec{z}_2, \vec{c}, x_1^{(1)}\rangle$  where  $\vec{c}(\vec{x}_1) = (c_1(\vec{x}_1), c_2(\vec{x}_1), \dots, c_{n-1}(\vec{x}_1))$  where we recall that  $c_i(\vec{x}_1) = \frac{1}{2}(1 + x_1^{(i)} x_1^{(i+1)})$ . The ground state is therefore labeled by  $|\vec{z}_2 = g\rangle \otimes |1, 1, \dots, 1\rangle \otimes |x_1^{(1)}\rangle$  where  $|\vec{z}_2 = g\rangle$  is the ground state of the full cluster Hamiltonian,  $|1, 1, \dots, 1\rangle$  represents  $c_1 = 1, c_2 = 1, \dots, c_{n-1} = 1$  and  $x_1^{(1)}$  now labels the degeneracy of this ground state.

The first thing to notice is that any operator which acts as identity on the degeneracy is a detectable error. In other words

$$\begin{aligned} & \langle \vec{z}_2 = g, \vec{c} = (1, 1, \dots, 1), x_1^{(1)} | \mathbf{E} | \vec{z}_2 = g, \vec{c} = (1, 1, \dots, 1), y_1^{(1)} \rangle \\ & = \langle \vec{z}_2 = g, \vec{c} = (1, 1, \dots, 1) | \mathbf{E} | \vec{z}_2 = g, \vec{c} = (1, 1, \dots, 1) \rangle \langle x_1^{(1)} | y_1^{(1)} \rangle = c \delta_{x_1^{(1)}, y_1^{(1)}}, \end{aligned} \quad (16.37)$$

where  $c$  is the matrix element  $\langle g, \vec{c} = (1, 1, \dots, 1) | \mathbf{E} | g, \vec{c} = (1, 1, \dots, 1) \rangle$ .

We will now show that

$$\langle \vec{z}_2 = g, \vec{c} = (1, 1, \dots, 1), x_1^{(1)} | \mathbf{E}_\alpha | \vec{z}_2 = g, \vec{c} = (1, 1, \dots, 1), y_1^{(1)} \rangle = C_\alpha \delta_{ij}, \quad (16.38)$$

where  $\mathbf{E}_\alpha$  is any product of a single  $\sigma_x^{(i,j)}$  operator and up to  $n-1$   $\sigma_z^{(i,1)}$  or  $\sigma_z^{(i,2)}$  operators.

First note that any product of up to  $n-1$   $\sigma_z^{(i,1)}$  or  $\sigma_z^{(i,2)}$  operators is a product of up to  $n-1$   $\mathbf{Z}_1^{(i)}$  operators and  $n-1$   $\mathbf{Z}_2^{(i)}$  operators. Let us examine the case where  $\mathbf{E}_\alpha$  contains a  $\sigma_x^{(i,j)}$  operator and then we will examine the case where  $\sigma_x^{(i,j)}$  does not appear in  $\mathbf{E}_\alpha$ . A single  $\sigma_x^{(i,j)}$  is either  $\mathbf{X}_2^{(i)}$  or  $\mathbf{X}_2^{(i)} \mathbf{X}_1^{(i)}$ . Under the Jordan-Wigner transformation,  $\mathbf{X}_2^{(i)}$  is a sum of a product of an odd number of Bogoliubov fermions. Furthermore any product of  $\mathbf{Z}_2^{(i)}$ 's is given by a sum of an even number of Bogoliubov fermions. Multiplying together a single  $\mathbf{X}_2^{(i)}$  and any number of  $\mathbf{Z}_2^{(i)}$  operators, we thus create an operator with a sum over an odd number of Bogoliubov fermions. It is an elementary result of fermion operators, then, that an error  $\mathbf{E}$  constructed from  $\mathbf{X}_2^{(i)}$  and any number of  $\mathbf{Z}_2^{(i)}$  has a vanishing matrix element over the ground state

$$\langle \vec{z}_2 = g, \vec{c} = (1, 1, \dots, 1), x_1^{(1)} | \mathbf{E} | \vec{z}_2 = g, \vec{c} = (1, 1, \dots, 1), y_1^{(1)} \rangle = 0. \quad (16.39)$$

Furthermore, multiplying such an error  $\mathbf{E}$  any product of  $\mathbf{Z}_1^{(i)}$  and  $\mathbf{X}_1^{(i)}$  operators does not change this result because these operators act on a different tensor product subsystem. We therefore see that any error which contains a single  $\sigma_x^{(i,j)}$  any combination of  $\sigma_z^{(i,j)}$ 's satisfies the error detection criteria, Eq. (16.38).

Next let us examine the case where  $\sigma_x^{(i,j)}$  does not appear in the error  $\mathbf{E}_\alpha$ , but the product of  $n-1$   $\sigma_z^{(i,j)}$  operators do appear in error  $\mathbf{E}_\alpha$ . Every such error will be a

product of up to  $n - 1$   $\mathbf{Z}_1^{(i)}$  operators and  $n - 1$   $\mathbf{Z}_2^{(i)}$  operators.  $n - 1$   $\mathbf{Z}_1^{(i)}$  operators acting on the ground state  $|\vec{z}_2 = g, \vec{c} = (1, 1, \dots, 1), x_1\rangle$  changes at least one value of  $\vec{c}$ . Therefore if  $\mathbf{E}$  is the product of  $n - 1$   $\mathbf{Z}_1^{(i)}$  operators and operators  $\mathbf{Z}_2^{(i)}$ ,

$$\vec{z}_2 = g, \vec{c} = (1, 1, \dots, 1), x_1^{(1)} |\mathbf{E}|\vec{z}_2 = g, \vec{c} = (1, 1, \dots, 1), y_1^{(1)}\rangle = 0. \quad (16.40)$$

as long as  $\mathbf{E}$  contains at least one  $\mathbf{Z}_1^{(i)}$ . If, on the other hand  $\mathbf{E}$  contains only  $\mathbf{Z}_2^{(i)}$ , then

$$\vec{z}_2 = g, \vec{c} = (1, 1, \dots, 1), x_1^{(1)} |\mathbf{E}|\vec{z}_2 = g, \vec{c} = (1, 1, \dots, 1), y_1^{(1)}\rangle = E \delta_{x_1^{(1)}, y_1^{(1)}}. \quad (16.41)$$

because  $\mathbf{Z}_2^{(i)}$  acts only on the first tensor product of the ground state.  $E$  is some constant independent of  $x_1^{(1)}$  and  $y_1^{(1)}$ .

We have therefore shown that the ground state of the spin ladder is an error detecting code for any product of a single  $\sigma_x^{(i,j)}$  and  $n - 1$  products of  $\sigma_z^{(i,j)}$ . This result is equivalent to saying that the code is an error *detecting* code for single  $\sigma_x^{(i,j)}$  operators and is an error *correcting* code for  $\lfloor \frac{n-1}{2} \rfloor$   $\sigma_z^{(i,j)}$  operators.

## 16.4 Supercoherent properties of the spin ladder ground state

We have now shown that the ground state of the spin ladder is an error detecting code for single  $\sigma_z^{(i,j)}$  errors and error detecting for  $\lfloor \frac{n-1}{2} \rfloor$   $\sigma_z^{(i,j)}$  errors. In order for this to qualify as a supercoherent spin ladder, there must be a gap between the ground state energy and higher energy levels. We know that this is true because we have found that a unique ground state. However, it is useful to quantify the size of this gap.

As we calculated in Section 16.2 the ground state of the spin ladder occupies a specific subspace assignment of  $\vec{c}$ . Specifically the ground state corresponded to  $\vec{c} = (+1, +1, \dots, +1)$  which is the “full cluster” subspace. There are two types of excitations which can occur on this ground state. The first type of excitation is where operators maintain this subspace. These operators will act as Bogoliubov excitations on the ground state. Recall that the Hamiltonian for this full cluster is given by

$$\mathbf{H}_I = 2\omega_0 \sum_{m=-\frac{n}{2}(-\frac{n-1}{2})}^{\frac{n}{2}(\frac{n-1}{2})} \sqrt{5 + 4 \cos\left(\frac{2\pi m}{n}\right)} \left( \boldsymbol{\eta}_q^\dagger \boldsymbol{\eta}_q - \frac{1}{2} \right) + \boldsymbol{\Omega}_k, \text{ where } \text{Tr}|\boldsymbol{\Omega}_k| < \frac{4}{n}. \quad (16.42)$$

Now  $\sqrt{5 + 4 \cos\left(\frac{2\pi m}{n}\right)}$  varies from 1 to 3. Thus there is always an energy gap in between the vacuum of this subspace and any Bogoliubov excitations of this vacuum. The size of such a gap is  $2\omega_0$ . Note that this is true for any Bogoliubov excitations in any of the subspaces corresponding to a particular  $\vec{c}$ .

The second type of excitation which can occur is from the ground state to a state with a different  $\vec{c}$ . This type of excitation has a gap which is the difference in the vacuum energies of the ground state and the new state. The smallest such gap occurs when only one element of  $\vec{c}$  is flipped. This will then divide the system into two clusters. One of length  $l$  and the other of length  $n - l$ . The energy of the vacuum for this configuration is given by

$$E_g(l) = -\omega_0 \sum_{m=-\frac{1}{2}(-\frac{l-1}{2})}^{\frac{1}{2}(\frac{l-1}{2})} \sqrt{5 + 4 \cos\left(\frac{2\pi m}{l}\right)} - \omega_0 \sum_{m=-\frac{n-l}{2}(-\frac{n-l-1}{2})}^{\frac{n-l}{2}(\frac{n-l-1}{2})} \sqrt{5 + 4 \cos\left(\frac{2\pi m}{n-l}\right)}, \quad (16.43)$$

if the element of  $\vec{c}$  which was flipped was not  $c_1$  or  $c_{n-1}$ . If the element which was flipped was at the end, then there is a single qubit which just feels a transverse field. The difference between the ground state vacuum and all of the other vacuums can easily be estimated to be approximately  $\omega_0$ . Figure 16.2 shows this gap for  $n$  even.

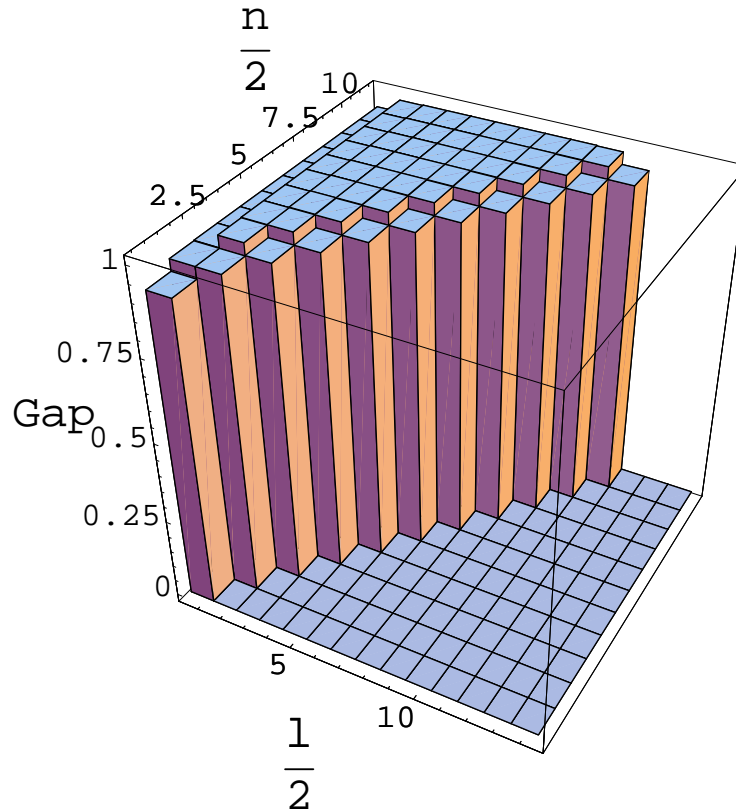


Figure 16.2: *The energy gap in units of  $\omega_0$  between clusters of length  $l$  and  $n - l$  for the  $n$  even spin ladder.*

We have therefore seen that the ground state of the spin ladder is separated from



all excitations by  $\approx \omega_0$ . Thus, for the excitations which are error detecting all of these errors take the state up in energy.

An interesting property of this spin ladder was the fact that not only was the ground state error detecting for the  $\sigma_x^{(i,j)}$  errors, the spin ladder is also error correcting for a limited number of  $\sigma_z^{(i,j)}$  errors. When such Pauli phase error will be suppressed at low temperatures as in the supercoherent case, but it is also possible to now correct these errors. To see how this is done, we note that a  $\sigma_z^{(i,j)}$  error takes the ground state causes only an excitation which changes the subspace labeled by  $\vec{c}$ . Therefore correcting these error corresponds to making a measurement of the operators corresponding to  $\vec{c}$ . These are the operators

$$\mathbf{e}^{(i)} = \sigma_x^{(i,1)} \sigma_x^{(i,2)} \sigma_x^{(i+1,1)} \sigma_x^{(i+1,2)}. \quad (16.44)$$

Measurement of these observable diagnoses the flipped  $\vec{c}$  elements and this can be used to flip these elements back and hence correct to the error.

We have thus seen that the spin ladder we have constructed has some amazing properties. The ground state of the spin ladder is doubly degenerate and separated from all other states by an energy of  $\approx \omega_0$ . All single  $\sigma_x^{(i,j)}$  error act to take the state from its ground state to a state of higher energy and at low temperatures these errors should be suppressed. Similarly multiple  $\sigma_z^{(i,j)}$  errors do not break the degeneracy of this ground state. Furthermore if  $\lfloor \frac{n-1}{2} \rfloor$  of these  $\sigma_z^{(i,j)}$  errors occur, measurements can be performed such that all of these errors can be corrected. Thus this spin ladder is a hybrid with both supercoherent and error correcting properties. Since  $\sigma_z$  errors are generally more damaging to the coherence of a system, the remarkable error correcting property should make this spin chain extremely useful for protecting quantum information.

## 16.5 Encoded operations

Having shown that the ground state of the spin ladder supports a supercoherent qubit with the extra property that it can error correct certain errors we now ask the question of what are the encoded operations on this degeneracy.

In fact, we could have begun our discussion of this spin ladder by examining the degeneracy of the spin ladder. The operators

$$\bar{\mathbf{Z}} = \prod_{i=1}^n \sigma_z^{(i,1)} \quad \bar{\mathbf{X}} = \sigma_x^{(1,1)} \sigma_x^{(1,2)} \quad (16.45)$$

commute with the spin-ladder Hamiltonian  $\mathbf{H}$ . Since each of these operators square to identity we know that these operators generate 2-dimensional representations of the Pauli group on one qubit. In other words they act like 2 dimensional single qubit operations. Since these operators commute with  $\mathbf{H}$  we therefore know that these operators act on the two-fold degeneracy of  $\mathbf{H}$ .

A further important point is necessary here. Every state in  $\mathbf{H}$  is two-fold degenerate. Not only the  $\bar{\mathbf{Z}}$  and  $\bar{\mathbf{X}}$  given above commute with this Hamiltonian, but also  $\prod_{i=1}^n \sigma_z^{(i,j)}$  for  $j = 1, 2$  and  $\sigma_x^{(i,1)} \sigma_x^{(2,1)}$  for  $i = 1, \dots, n$ . All of these operators enact an encoded  $\sigma_z$  or  $\sigma_x$  on the degeneracy, however, each may enact a different representation of these operators on the different levels of  $\mathbf{H}$ . For any given level, however, the action of all of these operators is identical. Therefore one can enact an encoded  $\sigma_z$  via either the operator  $\prod_{i=1}^n \sigma_z^{(i,1)}$  or the operator  $\prod_{i=1}^n \sigma_z^{(i,2)}$ . The action of this operator on the ground state is identical.

Unfortunately, while we could easily implement  $\bar{\mathbf{X}}$  as a Hamiltonian on the code, the operator  $\bar{\mathbf{Z}}$  is not so easily to implement as a Hamiltonian on this code (see [133, 134] for possible methods). Thus, like our earlier Pauli stabilizer code example, we are left with a very good quantum memory without the ability to manipulate the information.

Another interesting problem with this spin chain is that while  $\lfloor \frac{n-1}{2} \rfloor \sigma_z^{(i,j)}$  errors can be corrected, it is possible for the environment to enact an error which cannot be corrected by using only  $\omega_0$  energy. We will not delve into the derivation of this result now as this point will be taken up in Chapter 18 where we discuss natural fault-tolerant quantum computation.

## 16.6 The supercoherent spin ladder

In this chapter we studied an interesting spin ladder. This spin ladder has a supercoherent ground state, and this ground state also has additional error correcting properties. This is an important first step towards incorporating more than just the error detection properties of supercoherence but also error correction. Unfortunately this spin ladder's information is not useful for quantum computation because encoded actions cannot be enacted on the ground state. Further it is unfortunate that only phase errors can be corrected. Bit flip errors are only detectable and robustness to these errors must come from the low temperature of the environment. In the next chapter we will see how it is possible to encode a full single qubit quantum error correcting code into the degenerate ground state of a system.

## Chapter 17

# A Naturally Quantum Error Correcting Ground State

*To err is human; to forget, divine*

–J. H. Goldfuss

In this chapter we demonstrate a spin lattice system whose ground state is a single qubit quantum error correcting code. This is the first example of a fully quantum error correcting ground state constructed with only two-qubit interaction in the Hamiltonian. The spectrum of the Hamiltonian is presented using a simplified Stabilizer encoding and it is shown that the ground state of this system is indeed a quantum error correcting code for single qubit errors. We discuss the natural error correcting properties of this spin lattice ground state and encoded operations on this code. Finally we discuss how adiabatic passage can be used to prepare the ground state of the spin lattice.

### 17.1 The three-by-three quantum error correcting ground state

Consider a three-by-three square lattice with qubits on the vertices of the lattice (nine qubits total). We label the elements by the row and column indices  $(i, j)$  respectively and an operator  $\mathbf{O}$  which acts on this qubit tensored with identity on all other qubits is  $\mathbf{O}^{(i,j)}$ . The Hamiltonian we are interested is given by  $\mathbf{H}$

$$\begin{aligned} \mathbf{G} &= \sigma_x^{(1,1)}\sigma_x^{(1,2)} + \sigma_x^{(1,2)}\sigma_x^{(1,3)} + \sigma_x^{(2,1)}\sigma_x^{(2,2)} + \sigma_x^{(2,2)}\sigma_x^{(2,3)} + \sigma_x^{(3,1)}\sigma_x^{(3,2)} + \sigma_x^{(3,2)}\sigma_x^{(3,3)} \\ &+ \sigma_z^{(1,1)}\sigma_z^{(2,1)} + \sigma_z^{(2,1)}\sigma_z^{(3,1)} + \sigma_z^{(1,2)}\sigma_z^{(2,2)} + \sigma_z^{(2,2)}\sigma_z^{(3,2)} + \sigma_z^{(1,3)}\sigma_z^{(2,3)} + \sigma_z^{(2,3)}\sigma_z^{(3,3)} \\ \mathbf{H} &= -\omega_0\mathbf{G}. \end{aligned} \tag{17.1}$$

This spin-lattice system is sketched in Figure 17.1.

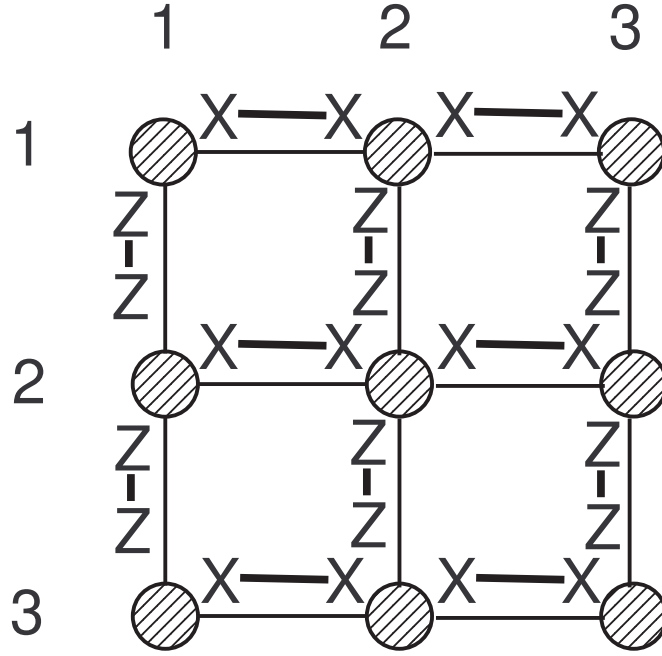


Figure 17.1: *The spin-lattice with a quantum error correcting ground state*

### 17.1.1 Stabilizer encoding

Once again, in order to understand this Hamiltonian it is useful to work in a different basis. Particularly useful in this case is a Pauli stabilized quantum error correction code (see Appendix A.7). In particular consider the stabilizer code with stabilizer elements generated by the operators

$$\begin{aligned}
 S_1 &= \sigma_z^{(1,1)} \sigma_z^{(1,2)} \sigma_z^{(1,3)} \sigma_z^{(2,1)} \sigma_z^{(2,2)} \sigma_z^{(2,3)}, \\
 S_2 &= \sigma_z^{(2,1)} \sigma_z^{(2,2)} \sigma_z^{(2,3)} \sigma_z^{(3,1)} \sigma_z^{(3,2)} \sigma_z^{(3,3)}, \\
 S_3 &= \sigma_x^{(1,1)} \sigma_x^{(2,1)} \sigma_x^{(3,1)} \sigma_x^{(1,2)} \sigma_x^{(2,2)} \sigma_x^{(3,2)}, \\
 S_4 &= \sigma_x^{(1,2)} \sigma_x^{(2,2)} \sigma_x^{(3,2)} \sigma_x^{(1,3)} \sigma_x^{(2,3)} \sigma_x^{(3,3)},
 \end{aligned} \tag{17.2}$$

and corresponding to this code are the five logical operators

$$\begin{aligned}
 \bar{X}_1 &= \sigma_x^{(1,1)} \sigma_x^{(1,2)}, & \bar{Z}_1 &= \sigma_z^{(1,1)} \sigma_z^{(2,1)} \\
 \bar{X}_2 &= \sigma_x^{(1,2)} \sigma_x^{(1,3)}, & \bar{Z}_2 &= \sigma_z^{(1,3)} \sigma_z^{(2,3)} \\
 \bar{X}_3 &= \sigma_x^{(3,1)} \sigma_x^{(3,2)}, & \bar{Z}_3 &= \sigma_z^{(2,1)} \sigma_z^{(3,1)} \\
 \bar{X}_4 &= \sigma_x^{(3,2)} \sigma_x^{(3,3)}, & \bar{Z}_4 &= \sigma_z^{(2,3)} \sigma_z^{(3,3)} \\
 \bar{X}_5 &= \sigma_x^{(1,1)} \sigma_x^{(1,2)} \sigma_x^{(1,3)}, & \bar{Z}_5 &= \sigma_z^{(1,1)} \sigma_z^{(2,1)} \sigma_z^{(3,1)}.
 \end{aligned} \tag{17.3}$$

Using this code, we can express that Hamiltonian as

$$\begin{aligned} \mathbf{H} = & -\omega_0 \left( \bar{\mathbf{X}}_1 + \bar{\mathbf{X}}_2 + \bar{\mathbf{X}}_3 + \bar{\mathbf{X}}_4 + \bar{\mathbf{X}}_1 \bar{\mathbf{X}}_3 \mathbf{S}_3 + \bar{\mathbf{X}}_2 \bar{\mathbf{X}}_4 \mathbf{S}_4 \right. \\ & \left. + \bar{\mathbf{Z}}_1 + \bar{\mathbf{Z}}_2 + \bar{\mathbf{Z}}_3 + \bar{\mathbf{Z}}_4 + \bar{\mathbf{Z}}_1 \bar{\mathbf{Z}}_2 \mathbf{S}_1 + \bar{\mathbf{Z}}_3 \bar{\mathbf{Z}}_4 \mathbf{S}_2 \right). \end{aligned} \quad (17.4)$$

Notice, as in the original supercoherent Pauli example, the fifth encoded qubit does not appear in this Hamiltonian. This will be degenerate codespace we will use to store the quantum information.

Unfortunately, even after the reduction to four encoded qubits, we have not found the exact eigenvalues and eigenstates of this Hamiltonian. Instead we resort to the mathematical package Mathematica to calculate the spectrum.

## 17.2 The spin-lattice spectrum

Corresponding to the eigenvalues of  $\mathbf{S}_1$ ,  $\mathbf{S}_2$ ,  $\mathbf{S}_3$ , and  $\mathbf{S}_4$ , Eq. (17.4) has a specific form. Moreover,  $\mathbf{S}_1$ ,  $\mathbf{S}_2$ ,  $\mathbf{S}_3$ , and  $\mathbf{S}_4$  can be simultaneously diagonalized. We label each of the subspaces defined by these operators via their eigenvalues  $S_1, S_2, S_3, S_4$ . For an assignment of  $S_1, S_2, S_3, S_4$ , the four qubit Hamiltonian in Eq. (17.4) The spectrum of the four qubit Hamiltonian Eq. (17.4) was calculated using the program Mathematica. These energies are assembled in Table 17.1.

We see from Table 17.1 that the ground state of  $\mathbf{H}$  over the four encoded qubits is unique and inhabits the  $S_1 = +1, S_2 = +1, S_3 = +1, S_4 = +1$  subspace. As mentioned above, the fifth encoded qubit is not involved in  $\mathbf{H}$  and therefore all of the states in Table 17.1 will be two-fold degenerate corresponding to this encoded qubit.

In order to label the states of the spin-lattice we use the basis  $|S_1, S_2, S_3, S_4, j, z_5\rangle$  where  $S_i$  are the  $\pm 1$  eigenvalues of  $\mathbf{S}_i$ ,  $j$  labels the energy levels sorted from  $j = 0$  the lowest energy to  $j = 15$  the highest energy (and picking some arbitrary ordering and basis for the degenerate states), and  $z_5$  is the  $\pm 1$  eigenvalue of  $\mathbf{Z}_5$ .

## 17.3 Ground state error correcting properties

The two-fold degenerate ground state of the spin-lattice system is given by the state  $|+1, +1, +1, +1, 0, z_5\rangle$ . We will now show that this state is an error correcting code for all single qubit errors. The condition that the ground state is an error correcting code for all single qubit errors is given by

$$\langle +1, +1, +1, +1, 0, z_5 | \sigma_\alpha^{(i,j)} \sigma_\beta^{(j,l)} | +1, +1, +1, +1, 0, z'_5 \rangle = C_{\alpha,\beta,i,j,k,l} \delta_{z_5, z'_5}, \quad (17.5)$$

where  $\alpha, \beta = \{0, 1, 2, 3\}$ . Notice we allow the identity operators in this expression.

Every operator of the form  $\sigma_\alpha^{(i,j)} \sigma_\beta^{(i,j)}$  where  $\alpha \neq \beta$  anticommutes with at least one element of the stabilizer generators  $\mathbf{S}_i$ . This implies that

$$\langle +1, +1, +1, +1, 0, z_5 | \sigma_\alpha^{(i,j)} \sigma_\beta^{(k,l)} | +1, +1, +1, +1, 0, z'_5 \rangle = 0 \quad \alpha \neq \beta. \quad (17.6)$$

Table 17.1: *Energy levels of the spin-lattice*

$S_1$	$S_2$	$S_3$	$S_4$	Sorted energies in units of $\omega_0$ (degeneracy) rounded to $10^{-2}$
+1	+1	+1	+1	-7.79, -4.69, -3.46(2), -2, -0.94, -0.79, 0(2), 2(2), 2.58, 3.46(2), 3.62, 4(2)
+1	+1	+1	-1	-7.27, -4.75, -3.69, -3.09, -2, -1.20, -0.85, -0.23, 1.19, 1.31, 2(3), 4.13, 4.75, 5.69
+1	+1	-1	+1	
+1	-1	+1	+1	
-1	+1	+1	+1	
+1	+1	-1	-1	-6.85, -4, -3.46, -3.23, -2(2), -1.62, 0(2), 1.62, 2(2), 3.23, 3.46, 4, 6.85
-1	-1	+1	+1	
+1	-1	+1	-1	-6.46, -5.18, -3.46(2), -1.52, -1.09, 0(4), 1.09, 1.52, 3.46(2), 5.18, 6.46
+1	-1	-1	+1	
-1	+1	+1	-1	
-1	+1	-1	+1	
+1	-1	-1	-1	-5.69, -4.75, -4.13, -2(3), -1.32, -1.19, 0.23, 0.85, 1.19, 2, 3.09, 3.69, 4.75, 7.27
-1	+1	-1	-1	
-1	-1	+1	-1	
-1	-1	-1	+1	
-1	-1	-1	-1	-4(2), -3.63, -3.46(2), -2.58, -2, 0(2), 0.79, 0.94, 2, 3.46(2), 4.69, 7.79

This follows from the standard reasoning about stabilizer codes. If the error element anticommutes with one of the stabilizer elements, the action of this error is to flip the value of the corresponding  $S_i$  eigenvalue. Therefore the matrix element vanishes.

Thus we need only concern ourselves with the  $\sigma_\alpha^{(i,j)} \sigma_\alpha^{(k,l)}$  elements. The identity case,  $\alpha = 0$  is trivially filled. Some of these elements anticommute with a generator of the stabilizer  $\mathbf{S}_i$  and therefore, via the argument of the previous paragraph satisfy Eq.(17.5). It is easy to check that all of the elements which do not anticommute with a generator of the stabilizer  $\mathbf{S}_i$  can be written as a product of the first four encoded qubit operators and the stabilizer elements

$$\sigma_\alpha^{(i,j)} \sigma_\alpha^{(j,l)} = p \mathbf{X}_1^{c_1} \mathbf{X}_2^{c_2} \mathbf{X}_3^{c_3} \mathbf{X}_4^{c_4} \mathbf{Z}_1^{d_1} \mathbf{Z}_2^{d_2} \mathbf{Z}_3^{d_3} \mathbf{Z}_4^{d_4} \mathbf{S}_1^{s_1} \mathbf{S}_2^{s_2} \mathbf{S}_3^{s_3} \mathbf{S}_4^{s_4}, \quad (17.7)$$

where  $p = \pm 1$  or  $p = \pm i$  and  $c_i, d_i, s_i \in \{0, 1\}$ . Therefore this operator only acts on the first four encoded qubits and not the encoded qubit. Therefore we see that for these elements

$$\langle +1, +1, +1, +1, 0, z_5 | \sigma_\alpha^{(i,j)} \sigma_\alpha^{(k,l)} | +1, +1, +1, +1, 0, z'_5 \rangle = E_{\alpha,i,j,k,l} \delta_{z_5, z'_5}. \quad (17.8)$$

where  $E_{\alpha,i,j,k,l}$  does not depend on  $z_5$  or  $z'_5$  and therefore satisfies the error correcting requirement.

We have thus seen that the ground state of the spin-lattice system is a error correcting code for single qubit errors.

How does one perform the error correction procedure for this ground state? One manner is as follows. There are two kinds of errors. The first type of error takes the state from the  $S_i = +1, \forall i$  subspace to another  $S_i$  labeled subspace. By measuring the stabilizer elements, these errors can be detected and corrected. The second type of error preserves  $\mathbf{S}_i = 1, \forall i$  subspace but acts as an excitation on the four qubit encoded Hamiltonian. One way to determine if there error has occurred is to measure the Hamiltonian itself  $\mathbf{H}$ . If the value is not that of the ground state, then appropriate manipulations can be applied to restore the system to the ground state. This method of error correction is, however, appears very difficult to implement on the ground state. However, in the next section we shall argue that the system will apply much of the error correction procedure through the *naturally* evolution of the system plus environment.

## 17.4 Natural error correction

Inspection of Table 17.1 shows that the ground state is separated from states reached by an error  $\approx 0.52\omega_0$ . All single qubit errors, as in supercoherence, take the system from the global ground state to a state of higher energy. There is an important consequence, however, of the fact that the ground state of the spin-lattice is a quantum error correcting code.

Consider supercoherence first. Suppose a single qubit error occurs on the supercoherent ground state. The state will then be excited to higher energy levels. Since the supercoherent ground state is only error detecting, it is in general impossible to restore the system to the ground state without destroying the quantum information stored into the degeneracy of the supercoherent system. In supercoherence then, a single qubit error will occur and any relaxation of the system back to the ground state will occur in such a way that the degeneracy is acted upon nontrivially. Once an error has happened on the supercoherent ground state, the supercoherent information is in trouble of being decohered.

Now consider the spin lattice we have described above. As in the supercoherent case if a single qubit error occurs on the ground state of the spin-lattice the state will be excited to higher energy levels. Now, however, because the ground state is error correcting there is the possibility of restoring the information to the ground state without decohering the information stored in the degeneracy. In fact, one of the relaxation pathways open to a system which decoheres back to the ground state will be exactly the error correction procedure necessary to restore the system to the ground state without destroying the degeneracy of the system. The fact that one of the open system evolution pathways open to the system is the error correcting procedure follows directly from the Hermiticity of the Hamiltonian. It is important to note that in our spin-lattice case the relaxation back to the ground state is not always error correcting. It is possible for the state to take a relaxation pathway which

goes through other energy levels and thus destroys the degeneracy of the ground state. This corresponds to a two qubit error which our single qubit error correcting code is not designed to correct. However, the Hermiticity of the Hamiltonian implies that the relaxation pathway which fixed the error is open and thus evolution of the spin-lattice has a non-negligible component along the error correction pathways.

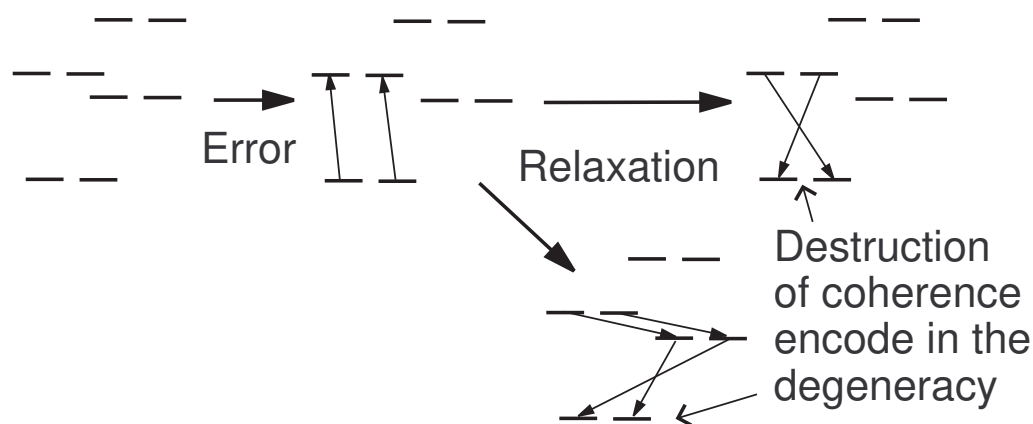


Figure 17.2: *Supercoherence evolution pathways*

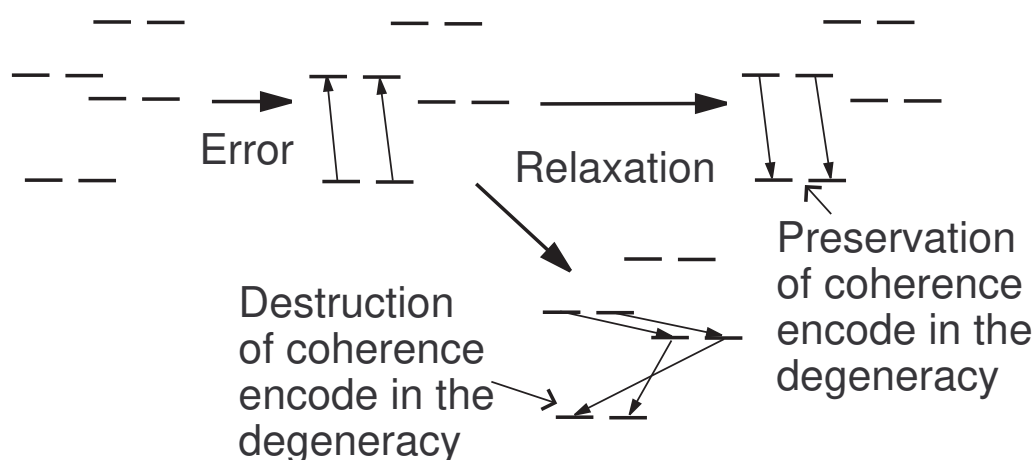


Figure 17.3: *Quantum error correcting ground state evolution pathways*

In Figures 17.2 and 17.3 we show a schematic of the difference between supercoherence and the quantum error correcting spin-lattice.

The ability of a system to self-correct decoherence processes is an interesting property of our spin-lattice system. In fact, our spin-lattice system is the first example of such automatic or natural error correction which uses only two-body interactions



between qubits. There are two precedents for such automatic error correction, one by Barnes and Warren[14] and the other from Kitaev and coworkers[112, 114, 34, 85].

Barnes and Warren[14] present a scheme where errors are automatically corrected. These authors present an NMR implementation whose ground state is an error correcting code. We note, however, that this implementation only corrects limited types of errors. In particular their system does not correct single qubit phase errors. In fact, as we will discuss in Chapter 18, the system presented by Barnes and Warren is not any more special than a two-dimensional Ising system. In contrast to the proposal of Barnes and Warren, the spin lattice we present can correct all single qubit errors. On the other hand, our system has the shortcoming that correction does not always succeed.

The second precedent for our spin lattice is the work of Kitaev and coworkers[112, 114, 34, 161, 154, 85]. In this work, codes are constructed which have a ground state which is quantum error correcting. However, in these systems the interactions needed in order to make this system naturally error correcting require either interactions between greater than three subsystems or require two-body interactions between subsystems with greater than 60 levels for each subsystem! The benefit of our spin-lattice system should be obvious in this respect as it removes this many-body or many-level restriction.

## 17.5 Encoded operations

The encoded operation on the degeneracy are easy to find. The encoded  $\sigma_x$  and  $\sigma_z$  are simply the  $\bar{\mathbf{X}}_5$  and  $\bar{\mathbf{Z}}_5$  operators. As in the spin ladder system, we see that there is a difficulty in implementing the operators on this spin lattice. We shall not delve into method for fixing this problem here. Needless to say, it *is* possible to construct lattices which are error correct but for which can also be manipulated.

However, let us note two interesting properties of the encoded operators. Suppose we wanted to perform the *gate*  $\sigma_x$  on the degeneracy. This corresponds to the operator  $\bar{\mathbf{X}}_5 = \sigma_x^{(1,1)} \sigma_x^{(1,2)} \sigma_x^{(1,3)}$  (or such an operator times a stabilizer element. One way in which this gate can be enacted is by performing single qubit rotations on each of the listed qubits. Suppose that one of these single qubit rotations was over rotated. Such an over rotation now becomes an error on the ground state. But this error will be correctable (either naturally or by our error correction procedure). This then is a form of *fault-tolerance*. The gate we use to implement the rotation can be faulty and we still will obtain the correct operation. We will have a chance to considerably extend this notion in Chapter 18.

Second we note that systems much like the spin-lattice we have constructed here can most easily be constructed from the encoded operations backwards. In particular, the encoded operations will be the operations which are errors on the system. Thus given encoded Pauli operators, constructing operations which are products of the

remaining Pauli operators guarantees the error correcting properties of the ground state. This is a powerful tool for constructing such codes: *work with the operators on the code first!*

## 17.6 Preparation via adiabatic passage

An interesting question which arises in the context of using the information the ground state of the spin lattice is the question how to prepare the information. A method for doing this can be achieved using the adiabatic theorem. Suppose, for instance that we could completely turn off the  $\sigma_x^{(i,j)}$  operators in  $\mathbf{H}$  and then slowly turn these operators back on. In particular consider the ability to enact the time dependent Hamiltonian

$$\begin{aligned} \mathbf{H}(t) = & -\frac{t}{T}\omega_0 \left( \sigma_x^{(1,1)}\sigma_x^{(1,2)} + \sigma_x^{(1,2)}\sigma_x^{(1,3)} + \sigma_x^{(2,1)}\sigma_x^{(2,2)} + \sigma_x^{(2,2)}\sigma_x^{(2,3)} + \sigma_x^{(3,1)}\sigma_x^{(3,2)} \right. \\ & \left. + \sigma_x^{(3,2)}\sigma_x^{(3,3)} \right) - \omega_0 \left( \sigma_z^{(1,1)}\sigma_z^{(2,1)} + \sigma_z^{(2,1)}\sigma_z^{(3,1)} + \sigma_z^{(1,2)}\sigma_z^{(2,2)} + \sigma_z^{(2,2)}\sigma_z^{(3,2)} \right. \\ & \left. + \sigma_z^{(1,3)}\sigma_z^{(2,3)} + \sigma_z^{(2,3)}\sigma_z^{(3,3)} \right), \end{aligned} \quad (17.9)$$

where  $T$  is constant with units of time.

The adiabatic theorem[146] states that a system which is in an eigenstate of a time dependent Hamiltonian will remain the instantaneous eigenstate of the system if variation of this Hamiltonian is slow enough and the energies of the Hamiltonian do not cross. In Figure 17.4 we see that the ground state does not cross any other state. Thus for sufficiently long  $T$ , if we can prepare the state into the ground state of  $\mathbf{H}(0)$  we can then guarantee that we end up in the ground of the spin lattice Hamiltonian  $\mathbf{H}(T)$ . Furthermore, the degeneracy of the system will remain intact throughout this evolution. But preparation into the ground state of  $\mathbf{H}(0)$  with a given degeneracy is easy. In particular the state where every qubit is  $|0\rangle$  is such a ground state. How slow do we have to ramp up the field? From the adiabatic theorem[146] we find that we require  $T > \frac{1}{\omega_0}$ . Thus there is an easy method for preparing the state via the adiabatic theorem.

## 17.7 Natural quantum error correction

In this chapter we have presented the first example of a ground state which is a full single qubit quantum error correcting code. This ground state has the intriguing property that all single qubit error excite the system to an energy level of higher energy and there is a non-vanishing probability that the system will then decay back to the ground state in such a way as to correct the error. Clearly the next step along these lines is to demonstrate how one can obtain perfect automatic error correction where each single error is always corrected unless the system is excited to a higher

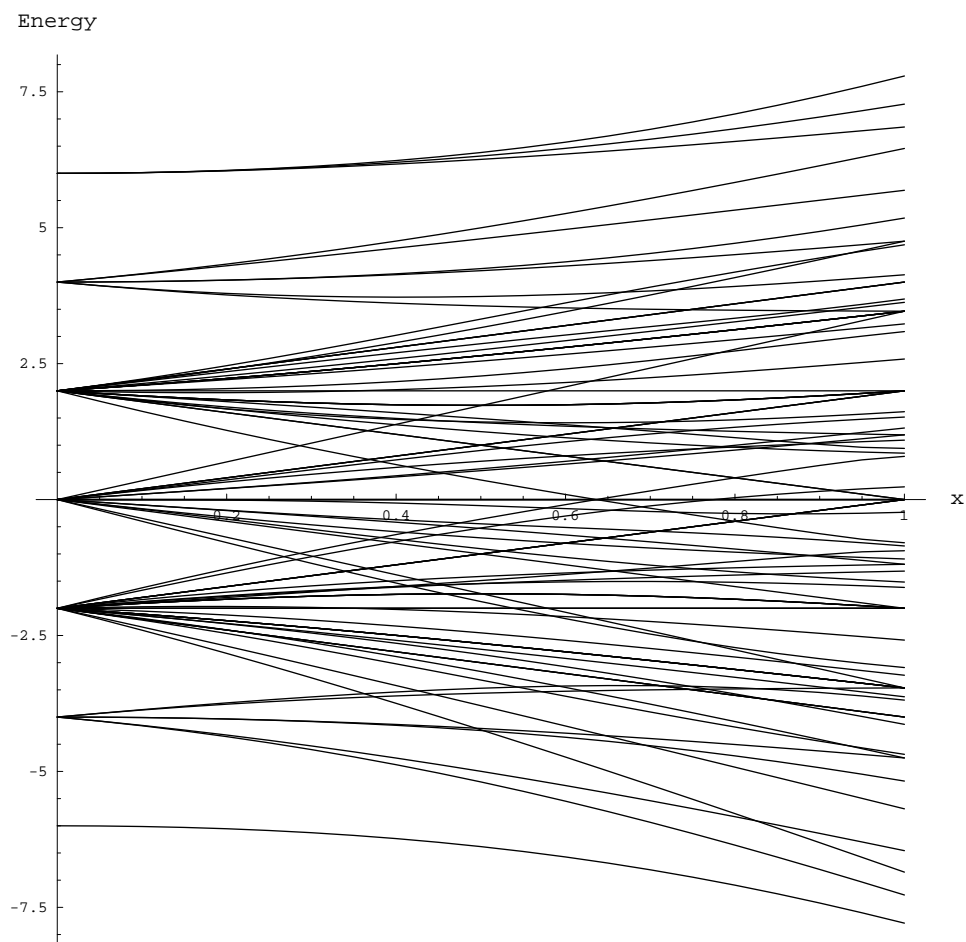


Figure 17.4: *Energy levels in units of  $\omega_0$  as a function of the  $x$  component ( $x = t/T$ ) of the spin lattice Hamiltonian*

energy. Furthermore the issue of how to robustly perform operations on the spin lattice ground state was not satisfactorily addressed. In the next chapter we will have the chance to address these issues from the context of a more distanced perspective.

## Chapter 18

# Towards Naturally Fault-tolerant Systems

*What passes for optimism is most often the effect of an intellectual error*

–Raymond Aron, *The Opium of the Intellectuals*[6]

Before the discovery of quantum error correction and fault-tolerant quantum computation, there was much reason to be pessimistic[190, 129] about the future technological prospects of the construction of a quantum computer. Having discovered quantum error correction followed by the penning of the threshold theorem for indefinite fault-tolerant quantum computation, the prospects for building a quantum computer has brightened considerably. The influence of the discovery of quantum error correction, however, has not had much of an impact on the experimental proposals for quantum computation. True, many proposals now mention the explicit requirement that parallel operations are necessary for fault-tolerant quantum computation[2], but the notions of fault-tolerance are mostly viewed as an *eventual* goal of a given physical proposal. Calculate your error rate, demonstrate you have universal control, and you have a quantum computer! To proceed in this manner calls on the argument of technological inevitability, but is it not possible that there are systems which are naturally fault-tolerant for quantum computation just as such system exist for classical computers? In this chapter we lay out the schematics for such a naturally fault-tolerant quantum system built not from the single qubit up but from large numbers of qubits whose collective properties are used for quantum information manipulation.

### 18.1 The classical stability of information

Why is it that classical computers are, to date, so overly robust to interaction with their environment? In fact, it is a mistake to say that all classical computers

are robust to interactions with their environment. One need only take a standard household personal computer out into the hard radiation of space to see that classical computers are only robust in certain environments. Further it is also obvious that the actual physical implementation of the classical computer is essential to the robustness of the classical computer: building a classical computer out of billiard balls is possible, but then substantial error correction is needed to make the system robust to small deviations in the trajectories of the billiard balls. So we should really ask, why are today's silicon-based computers with magnetic recording devices so robust to sufficiently non-harsh environments?

We will begin by examining the question of what make the robust long-term storage of classical information possible.

### 18.1.1 Classical memory, security in numbers, and the lesson of dimensionality

Today's classical memory devices come in two forms, read-only and read-write memories. In a read-only memory, information is imprinted once and can be read out but not changed without substantial technical prowess. We will focus on the read-write memories where classical information can both be imprinted and easily manipulated. In particular we will focus on the use of magnetic media which is the media used for storage in most hard drives.

Information on a hard drive is stored in spatially distinct grains of a ferromagnetic substance. The grains of the ferromagnetic substance consist of complete magnetic domains and are magnetized in one of two possible directions which are the logical 0 and 1 of the classical information. This information is read and written using a device known as a read-write head. This head can read the information by sensing the direction of the magnetized domains and writes information by applying a magnetic field magnetizes the domain.

The question of the stability of such a memory is therefore a question of the stability of the magnetization of a ferromagnetic substance. The properties of a ferromagnetic substance are dominated by an exchange energy between the electron spins of the substance

$$\mathbf{H} = -J\vec{s}_i \cdot \vec{s}_j. \quad (18.1)$$

In addition to this energy, most materials have a magnetocrystalline energy (or anisotropy energy) in which different directions of magnetization have a preferential (lower) energy. The exchange energy, however, dominates the ferromagnetic properties of the substance. The exchange energy is minimized when all of the spins are completely aligned. This is the origin of domains in magnetization of a ferromagnetic material: the electrons would rather align with each other. The magnetocrystalline energy is essential in determining which directions within the solid are preferred.

Let us now show how such ferromagnetic substances can be understood to be a

classical automatic error correcting code. In order to see this, consider the simplified model of a ferromagnet given by the Ising model[103]. In this Ising model, spins on a lattice are assumed to point in one of two directions  $s_i = \pm 1$  and the energy of system is given by nearest neighbor interactions of the form

$$E = -J \sum_{\langle ij \rangle} s_i s_j + B \sum_i s_i, \quad (18.2)$$

where  $J$  is the energy of the nearest neighbor bonds  $\langle ij \rangle$  and  $B$  is an applied field. In the absence of an applied field  $B = 0$ , the ground state of this system is a two-fold degenerate with all of the spins parallel. In the presence of a magnetic field, the ground state is one of the two configuration with all of the spins parallel determined by sign of the applied field  $B$ . Let us ignore  $B$  for now but we will return to nonzero  $B$  later.

The degenerate ground state of the Ising model with no magnetic field can be considered an encoding of classical information. Let us define logical 0 as the case where  $s_i = +1$  for all lattice sites  $i$  and logical 1 as the case where  $s_i = -1$  for all lattice sites  $i$ . An important consideration enters into the stability of this encoded information: the dimensionality of the lattice of spins. For now we will assume that this dimension is greater than or equal to two. At  $T = 0$  (i.e. completely isolated from any environment), the ground states will just stay where they are. But as the temperature is turned up  $T > 0$ , it is possible for the environment to excite the spins in the system and destroy the information encoded into this degeneracy. What is it that protects the information encoded into this degeneracy from such errors?

Define the spontaneous magnetization as the expectation value of all of the lattice spins  $m = \frac{1}{N} \sum_i \langle s_i \rangle$  where  $N$  is the number of spins in the lattice. For the two-dimensional Ising system on a square lattice, for example, it is possible to exactly solve for the spontaneous magnetization[159] which is given by

$$\begin{aligned} m(T) &= \pm \left[ 1 - \frac{(1 - \tanh^2(\beta J))^4}{16 \tanh^4(\beta J)} \right]^{1/8} & T < T_c \\ &= 0 & T > T_c, \end{aligned} \quad (18.3)$$

where  $\beta = \frac{1}{T}$ . At low enough temperatures,  $T \ll T_c$ , the spontaneous magnetization of the system persists. Even though there the environment can heat the system, the information stored in the total magnetization is unaffected by these fluctuations. In ferromagnetic materials, the temperature  $T_c$  is the Currie temperature of the material: usually on the order of a thousand Kelvin. So the mystery has become why does this magnetization persist at non-zero temperature.

Consider taking a two-dimensional Ising model with all of the spins parallel and flipping a single one of the spins. This will result in a change of energy of the system by  $2Jr$  where  $r$  is the number of neighbors to which the spin is attached. This is the lowest energy excitation which can occur on the system without flipping  $N - 1$  out

of  $N$  spins. The second of these options, flipping  $N - 1$  out of  $N$  spins requires an extraordinary amount of energy which just is not available. Suppose after we flip the single spin, we flip another spin. The energy of this new configuration must now be even higher than the system with just one spin flipped. To see this, first note that if the next spin flipped is not a neighbor of the first spin flipped, then there is certainly an increase in energy. If the second spin is a neighbor of the first spin, because the dimension of the spin lattice is greater than one the total number of violated Ising energies must increase. See Figure 18.1.

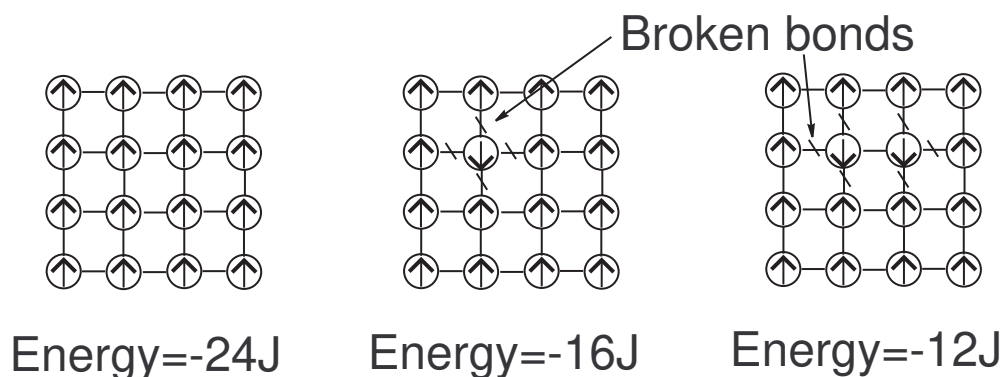


Figure 18.1: *Ising model in two dimensions showing the energy proportional to domain perimeter effect*

We can now see how the Ising model in greater than two dimensions can be viewed as an automatic error correcting code. The codewords are the majority labeled states with all of the spins aligned in parallel. Each bit flip error that occurs on the system, until over  $N/2$  spins have been flipped, causes an increase in the energy of the system. Therefore the tendency of the system is to self correct the errors which have occurred. There is security in numbers here and one sees the most trivial error correcting code, the majority code, at work. When one performs thermodynamical calculations of the magnetization of this system, the unlikelyhood of spin flips which flip between the 0 and 1 states is reflected in the persistence of spontaneous magnetization. At low enough temperature, this magnetization thus persists. Long rang off diagonal order[144] is therefore an indication of the ability of the system to self-correct errors on the system. We also see how an applied field can change the state of affairs. If the applied field is strong enough, then it can overcome the Ising bonds and flip the information encoded into the degeneracy of the ground state. Note also that even the states which have up to  $N/2$  qubits flip still maintain the information about the classical information. It is only when the sign of the total magnetization flips sign does the classical information get destroyed.

Of central importance in the argument for the stability of the information in the degeneracy of the Ising model was the dimension of the system. When a spin is flipped

in the two dimensional Ising model from the ground state, the energy of the system is proportional to the number of bonds with nearest neighbors broken. More generally domains of flipped spins have an energy greater than the ground state energy which is proportional to the area of the perimeter of the domain. In  $d$  dimensions, the energy of a domain is proportional to the  $d - 1$  dimensional surface area of a domain. For one dimension, we therefore see that this energy is a constant. This implies that it is possible to exchange a minimal amount of energy between the environment and the system while destroying the information stored in the degeneracy. Consider the one dimensional Ising model. One can flip a single spin which requires only the bond energy  $2J$ , and then proceed to flip neighboring spins without expending any energy. Thus it is possible to use only  $2J$  energy in destroying the degeneracy of the ground state. This is shown in Figure 18.2. The condensed matter theorist would say, “there is no long range order at nonzero temperature for the one dimensional Ising model” which we see is equivalent to the statement that the system will not automatically correct its own errors. We will return to this question when we consider quantum models, but we note here that all of the examples we have demonstrated in Part III of this thesis are analogous to the one dimensional Ising case in that errors (now quantum) can occur which only exert a minimal amount of energy in order to decohere the degenerate quantum information.

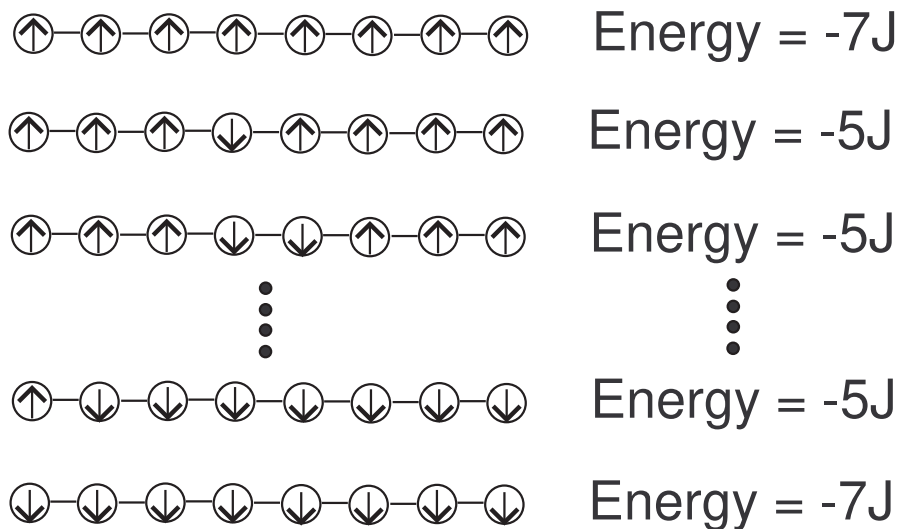


Figure 18.2: *One dimension Ising model showing how the degeneracy can be adversely changed by flipping spins with only a minimal amount of work*

We have thus seen that classical information stored in a magnetic media is robust due to a robust automatic error correcting code. This information is robust because errors which occur to the information are robustly fixed. Further the information



can be written on by the application of a field which breaks the degeneracy of the information and further changed the energetics of the system which allowed for the degeneracy to be protected.

### 18.1.2 Classical gates

Next we ask the question of what makes the classical manipulation of information so robust to error. Classical computation occurs on the manipulation of current in an integrated circuit and the important manipulation of the current is that of a simple switch. The prototype of such manipulation is the transistor. Consider, for example a standard bipolar junction transistor. In such a transistor, a small voltage bias between the emitter and the base can lead to a large change in the current running from (for a npn transistor) the collector to the emitter.

There are two lessons to be learned from the manipulation of information by a transistor. The first lesson comes from the use of current to represent information. It is important to realize that current represents a majority voting correcting code in a method similar to that encountered in magnetic medium above. Surely current can run the wrong way in a circuit, but only at the expense of energy conservation. If insufficient energy is provided by an environment, then the majority of electrons will flow in the correct direction. The second lesson taken from the transistor is that a small change in one information carrier can make a large change in the information of another information carrier. In particular this change must be digital in the sense that the system is robust to small variations in the controlling mechanism. The transistor either does or does not allow current flow between the collector and emitter. This is a very important property of a fault-tolerant system: applying the gate and not applying the gate are two macroscopically separate actions.

Classical gates therefore rely on a form of natural error correction by majority manipulation of the information as well as a completely digital manipulation of the information.

## 18.2 Natural quantum error correction

Having briskly described the reasons why classical computers are so robust we now seek to extend these notions to quantum systems. The lesson of quantum error correction is that quantum information is a bit more complicated, but very similar to classical information. Quantum error correction works because it deals not just with the bit flips of classical error correction but also because it deals with phase errors. It would not be surprising then to find that, just as there are natural classical error correcting codes, there may be natural quantum error correcting codes.

For simplicity we will assume a collection of qubits which we desire to be naturally endowed with error correction. Obvious generalizations are possible to other

subsystems and we shall leave these generalization implicit.

A natural quantum error correcting code is a collection of  $N$  qubits and a system Hamiltonian  $\mathbf{H}(N)$  which satisfies

1. The ground state of the Hamiltonian  $\mathbf{H}(N)$  is degenerate.
2. The ground state of the Hamiltonian  $\mathbf{H}(N)$  is a quantum error correcting code for  $l = O(N)$  qubit errors.
3. Let  $E_i$  denote the energy of the lowest level reachable by  $i$  single qubit errors on the ground state. For  $i$  less than the number of correctable errors,  $E_i < E_{i+1}$  and  $\sum_{i=1}^l E_i = O(N)$ .

Item 1 and 2 insure that information can be encoded into the ground state and is a quantum error correcting code. Item 3 insures that each error must supply energy from the environment to the system and that the total energy needed to induce an error on the ground state is an extensive variable. This last requirement is extremely important for natural error correction as it requires that the amount of energy needed to break the degeneracy is a macroscopic amount of energy in the sense that it depends on the size of the system. Finally we note that due to the Hermiticity of the system-environment Hamiltonian, error pathways are always accompanied by correction pathways. The basic idea is there that of the automatic error correction of Barnes and Warren[14] where errors are automatically fixed as they move up in energy. We must stress again, however, that the example of Barnes and Warren is only a classical error correcting code (just because a system is quantum this does not make the dynamics uniquely quantum). Here we would like to fully extend the notion to quantum error correction. Furthermore we would also like to stress the requirement that breaking the degeneracy of the system require a macroscopic expenditure of energy. This requirement protects the quantum information from all but the most energetic environmental fluctuations.

One of the best ways to examine an error correcting code is to examine the encoded operations which manipulate the code. Encoded operations must consist of operators which act on greater than the number of qubits which the error correcting code can correct. This requirement implies that all encoded operators must be of size  $O(N)$  on a natural error correcting code. By examining the smallest encoded operations on the code it is possible to determine whether the code can satisfy the natural quantum error correcting criteria.

Consider, for example, an extension of the Pauli supercoherent example of Chapter 15 and the quantum error correcting ground state of Chapter 17. Given a  $l \times l$  square lattice with sites  $(i, j)$  acted upon by the Hamiltonian

$$\mathbf{H} = -\omega_0 \left( \sum_{i=1}^{l-1} \sum_{j=1}^l \sigma_x^{(i,j)} \sigma_x^{(i+1,j)} + \sum_{i=1}^l \sum_{j=1}^{l-1} \sigma_z^{(i,j)} \sigma_z^{(i,j+1)} \right). \quad (18.4)$$

This Hamiltonian has a degenerate ground state for the following reason. The smallest Pauli operators which commute with  $\mathbf{H}$  are the column  $\sigma_x$  operators:  $\mathbf{X}_j = \prod_{i=1}^l \sigma_x^{(i,j)}$  and the row  $\sigma_z$  operators:  $\mathbf{Z}_i = \prod_{j=1}^l \sigma_z^{(i,j)}$ . Take any two of these operators. Since they square to identity and form a group isomorphic to the single qubit Pauli group, these operators act as  $2^{(l^2)-1}$  2-dimensional irreps of the Pauli group. Therefore the Hamiltonian  $\mathbf{H}$  must have a degenerate ground state which is at least two-fold degenerate. The degeneracy of this ground state may, in fact, be more than this two-fold degeneracy. But notice that we have shown that there are operations on the degenerate ground state which involve  $l$  single qubit operators on a system with  $l^2$  qubits. This system, then, does not satisfy the requirement that the system is an error correcting code for  $O(N)$

It is perhaps best, then, when constructing a naturally quantum error correcting code to start from the operators which manipulate the information and work backwards. Further we note that naturally quantum error correcting codes do in fact exist[160]. However, the known constructions involve four dimensional spatial configurations as well as unreasonably complicated many-body or many-level interactions. The challenge of natural quantum error correction is to achieve a naturally error correcting code without these unphysical assumptions.

Finally we would like to note some physical properties of a natural quantum error correcting code. The quantum error correcting code condition implies that for a naturally quantum error correcting code

$$\langle j | \sum_i \sigma_\alpha^{(i)} | k \rangle = C_\alpha \delta_{ij}, \quad (18.5)$$

where  $|j\rangle$  and  $|k\rangle$  are the ground state codewords and the sum is over all lattice sites. If, for example, each qubit is a spin, this would imply that the codewords all have the same net magnetization. It is therefore impossible to measure the information encoded into the degeneracy by simply measuring the bulk magnetization of such a naturally error correcting code. The question of the readout of information will be addressed in the next section where we discuss fault-tolerant quantum computation.

### 18.3 Natural fault-tolerant quantum computation

The notion of natural quantum error correction is not enough for quantum computation. Natural quantum error correcting codes will protect the quantum information, but this says nothing about preparing the information, manipulating the information, and reading out the information in a robust manner.

In classical information manipulation, we saw that there were two requirements for fault-tolerance: the digital nature of manipulations as well as the self correcting energetics like standard quantum error correction.

Suppose we are given a natural quantum error correcting code and wish to perform a manipulation of the information stored in the code. This will be achieved by turning

on some Hamiltonian which manipulates the information. Due to the natural error correcting criteria specified above the only operators which can affect the degeneracy of the code states are those which involve qubit operators which are of size  $O(n)$ . This gate will enact an operation on  $O(n)$  qubits. A set of gates  $\mathcal{G}$  is said to be a fault-tolerant gate set if

1. Every gate can be implemented in a manner that faulty gates correspond to errors which can be corrected by the natural quantum error correcting code.
2. Any two gates are separated from each other by  $O(N)$  qubit operators.

When item 1 is fulfilled, faulty gate creation corresponds to errors which can and will be naturally corrected by the code. This is the requirement of energetics: a macroscopic expenditure of energy enacts the operation and fluctuations in this enacting cannot destroy the quantum information unless these fluctuations convey a macroscopic amount of energy to the system. The second requirement is the requirement of the digital nature of the gate set. It must not be possible for different encoded actions to be enacted which are close together in the space of errors.

Consider, as an example, a code on  $N$  qubits in which an encoded action is performed by enacting the  $\mathbf{G}$  operator which consists of a  $\mathbf{G}^{(i)}$  on every qubit  $\prod_i \mathbf{G}^{(i)}$ . Now suppose that these operators  $\mathbf{G}^{(i)}$  are created using a Hamiltonian  $\mathbf{H}_G^{(i)}$ :  $\mathbf{G}^{(i)} = \exp[-i\mathbf{H}_G^{(i)}T]$  where  $T$  is a fixed constant. Now suppose that an over rotation in the enacting of this gate occurs. Instead of  $\mathbf{G}^{(i)}$  on each qubit, the gates enacted are  $\exp[-i\mathbf{H}_G^{(i)}(T + \Delta T)]$ . For small  $\Delta T$  this can be expressed as  $\mathbf{G}^{(i)} [\mathbf{I} - i\mathbf{H}_G^{(i)}\Delta T]$ . The full evolution if each gate is overrotated by  $\Delta T$  is given by

$$\prod_i \mathbf{G}^{(i)} [\mathbf{I} - i\mathbf{H}_G^{(i)}\Delta T] = \mathbf{G} \left[ \mathbf{I} - i \sum_i \mathbf{H}_G^{(i)}\Delta T - \Delta T^2 \sum_{ij} \mathbf{H}_G^{(i)}\mathbf{H}_G^{(j)} + \dots \right]. \quad (18.6)$$

The major corrections to the evolution are therefore single, two, etc. qubit errors. If the error correcting code can naturally correct  $O(N)$  errors, then the only evolution which escapes detection is a correction  $\Delta T^{O(N)}$  which is exponentially small. Thus microscopically faulty errors will not be able to destroy the quantum information.

Two issues remain to be addressed for a naturally fault-tolerant quantum computer. The first is preparation and the second is measurement. An important realization for a natural quantum error correcting code is that preparation does not mean perfect preparation of the degenerate ground state, but instead means perfect preparation of the degenerate ground state plus a minimal amount of errors occurring on to this ground state. The important point of fault-tolerant preparation is that preparation should prepare a state which may have errors but none of these errors are macroscopic errors which act nontrivially on the degeneracy. One method which appears to be extremely useful for preparation and measurement of information in a naturally fault-tolerant code is the use of adiabatic continuity. In order to prepare

a state, the degeneracy of the ground state should be macroscopically broken. This then will correspond to a macroscopic breaking of the degeneracy of the ground state. By adiabatically changing the system Hamiltonian it should be possible to move from a state where this degeneracy is broken to the state where this degeneracy is not broken while maintaining a robust error correcting criteria. Finally reversing this process adiabatically the degeneracy can again be restored and a measurement of a macroscopic variable can be used to read out the quantum information.

## 18.4 The road ahead

*We can't solve problems by using the same kind of thinking we used when we created them.*

–Albert Einstein

In this chapter we have sketched out a road map for the possibility of natural quantum computing systems. There is much work to be done! Besides the obvious physical consequences of natural fault-tolerant quantum computation, the uniformity of such natural fault-tolerant system can serve as a good test bed for a rigorous proof of the quantum computing threshold. There are also interesting connections between the idea of natural fault-tolerant quantum computation and non-abelian gauge fields[114, 154]. Of particular interest are theories of high-temperature superconductivity[170, 171, 172] and nonabelian effects in the fractional quantum Hall effect[85, 150] which support discrete gauge groups.

The path towards building a quantum computer will by no means be an easy journey. Certainly the technological revolution of modern classical computers was an amazingly complex and difficult revolution. However, it is unclear that all of the present experimental proposals for a quantum computer, which build the quantum computer from the qubit up, will be the ultimate manner in which a quantum computer will be built. In part III of this thesis we have given simple examples of systems which begin to exhibit many of the conditions necessary for natural fault-tolerant quantum computation. The natural assumption that a quantum computer must be an entirely different type of device than a classical computer is, we believe, a fallacy born of the mystery attributed to quantum theory.

# Chapter 19

## Conclusion

*We will either find a way or make one.*

–Hannibal

In the beginning there was Alan Turing, poking away at the foundations of computer science, dreaming that machines could perform amazing feats of calculation. Among Turing's other interests were the foundations of quantum mechanics[102]<sup>1</sup>. Today we stand in the middle of a computer revolution far outstripping anything possibly imagined by Turing. There is a hint, however, that Alan's other interest, the quantum theory of nature may hold even more revolutionary computational power than his basic insights into classical computer science. In this thesis we have, hopefully, provided helpful steps towards the construction of a quantum computer. Someday, we may even dream, we may even be as lucky as Alan Turing: the pokings of this thesis may turn into the revolutionary technologies of tomorrow.

---

<sup>1</sup>Alan Turing in fact rediscovered the Zeno paradox in quantum mechanics[102].

# Bibliography

- [1] D.S. Abrams and S. Lloyd. Simulation of many-body Fermi systems on a quantum computer. *Phys. Rev. Lett.*, 79:2586–2589, 1997.
- [2] D. Aharonov and M. Ben-Or. Polynomial simulations of decohered quantum computers. In *37th Annual Symposium on the Foundations of Computer Science*, pages 46–55, Los Alamitos, CA, 1996. IEEE.
- [3] D. Aharonov and M. Ben-Or. Fault-tolerant quantum computation with constant error. In *Proc. of the 29th Annual ACM Symposium on Theory of Computing*, Los Alamitos, CA, 1997.
- [4] D. Aharonov and M. Ben-Or. Fault-tolerant quantum computation with constant error rate. LANL preprint qunat-ph/9906129, 1999.
- [5] L. Allen and J.H. Eberly. *Optical Resonance and Two-level atoms*. Dover, New York, 1975.
- [6] R. Aron. *The Opium of the Intellectuals*. Transaction Pub, Somerset, NJ, 2001.
- [7] D. Bacon. *Decoherence, Control, and Symmetry in Quantum Computers*. PhD thesis, University of California at Berkeley, Berkeley, CA, 2001.
- [8] D. Bacon, J. Kempe, D.P. DiVincenzo, D.A. Lidar, and K.B. Whaley. Encoded universality in physical implementations of a quantum computer, 2001. LANL preprint quant-ph/0102140.
- [9] D. Bacon, J. Kempe, D.A. Lidar, and K.B. Whaley. Universal fault tolerant quantum computation on decoherence-free subspaces. *Phys. Rev. Lett.*, 85:1758–1761, 2000.
- [10] D. Bacon, D.A. Lidar, and K.B. Whaley. Robustness of decoherence-free subspaces for quantum computation. *Phys. Rev. A*, 60:1944–1955, 1999.
- [11] J. Bardeen, L. N. Cooper, and J. R. Schrieffer. Theory of superconductivity. *Phys. Rev. A*, 108:1175–1204, 1957.

- [12] A. Barenco. A universal two-bit gate for quantum computation. *Proc. Roy. Soc. London Ser. A*, 449:679–683, 1995.
- [13] A. Barenco, C.H. Bennett, R. Cleve, D.P. DiVincenzo, N. Margolus, P. Shor, T. Sleator, J. A. Smolin, and H. Weinfurter. Elementary gates for quantum computation. *Phys. Rev. A*, 52:34573467, 1995.
- [14] J.P. Barnes and W.S. Warren. Automatic error correction. *Phys. Rev. Lett.*, 85:856–859, 2000.
- [15] H. Barnum, C.M. Caves, C.A. Fuchs, R. Jozsa, and B. Schumacher. Noncommuting mixed states cannot be broadcast. *Phys. Rev. Lett.*, 76:2818–2821, 1996.
- [16] G. Bear. *Eon*. Tor Books, New York, NY, 1995.
- [17] P. Benioff. The computer as a physical system: A microscopic quantum mechanical hamiltonian model of computers as represented by turing machines. *J. Stat. Phys.*, 22:563–591, 1980.
- [18] P. Benioff. Quantum mechanical hamiltonian models of turing machines. *J. Stat. Phys.*, 29:515–546, 1982.
- [19] P. Benioff. Quantum mechanical hamiltonian models of turing machines that dissipate no energy. *Phys. Rev. Lett.*, 48:1581–1585, 1982.
- [20] C.H. Bennett, E. Bernstein, G. Brassard, and U. Vazirani. Strengths and weaknesses of quantum computing. *SIAM J. Comput.*, 26:1510–1523, 1997.
- [21] C.H. Bennett, D.P. DiVincenzo, J.A. Smolin, and W.K. Wootters. Mixed state entanglement and quantum error correction. *Phys. Rev. A*, 52:3824–3851, 1996.
- [22] J.C. Bergquist, R.G. Hulet, W.M. Itano, and D.J. Wineland. Observation of quantum jumps in a single atom. *Phys. Rev. Lett.*, 57:1699–1702, 1986.
- [23] P.R. Berman. *Cavity quantum electrodynamics*. Academic Press, Boston, 1994.
- [24] E. Bernstein and U. Vazirani. Quantum complexity theory. In *Proceedings of the 25th Annual ACM Symposium on Theory of Computation*, pages 11–20, 1993.
- [25] E. Bernstein and U. Vazirani. Quantum complexity theory. In *SIAM J. Comput.*, volume 26, pages 1411–1473, 1997.
- [26] A. Berthiaume and G. Brassard. The quantum challenge to structural complexity theory. In *Proceedings of 7th IEEE Conference on Structure in Complexity Theory*, pages 132–137, 1992.



- [27] A. Berthiaume and G. Brassard. Oracle quantum computing. *J. Mod. Optics*, 41:2521–2535, 1994.
- [28] F. Bloch. Nuclear induction. *Phys. Rev.*, 70:460–474, 1946.
- [29] B. Boghosian and W. Taylor. Simulating quantum mechanics on a quantum computer. *Physica D*, 120:30–42, 1998.
- [30] D. Boneh and R.J. Lipton. Quantum cryptanalysis of hidden linear functions (extended abstract). In Don Coppersmith, editor, *Lecture notes in computer science - Advances in Cryptology*, pages 424–437, Berlin, 1995. Springer-Verlag.
- [31] M. Boyer, G. Brassard, P. Hoyer, and A. Tapp. Tight bounds on quantum searching. *Fortsch. Phys. - Prog. Phys.*, 46:293–595, 1998.
- [32] G. Brassard, P. Hoyer, and A. Tapp. Quantum counting. In *Proceedings Automata, Languages and Programming. 25th International Colloquium, ICALP'98*, pages 820–831, Berlin, 1998. Springer-Verlag.
- [33] S. Bravyi and A. Kitaev. Fermionic quantum computation. LANL preprint quant-ph/0003137, 2000.
- [34] S.B. Bravyi and A. Kitaev. Quantum codes on a lattice with boundary, 1998. LANL preprint quant-ph/9811052.
- [35] G. Burkard, D. Loss, and D.P. DiVincenzo. Coupled quantum dots as quantum gates. *Phys. Rev. B*, 59:2070–2078, 1999.
- [36] R.N. Cahn. *Semi-Simple Lie Algebras and Their Representations*. Benjamin/Cummings, Reading, MA, 1984. Available online at <http://www-physics.lbl.gov/~rncahn/book.html>.
- [37] A.R. Calderback, E.M. Rains, P.W. Shor, and N.J. Sloane. Quantum error correction and orthogonal geometry. *Phys. Rev. Lett.*, 78:405–408, 1997.
- [38] A.R. Calderback and P.W. Shor. Good quantum error-correcting codes exist. *Phys. Rev. A*, 54:1098–1105, 1996.
- [39] H. Carmichael. *An Open Systems Approach to Quantum Optics*. Springer, Heidelberg, 1993.
- [40] B.K. Chakrabarti, A. Dutta, and P. Sen. *Quantum Ising Phases and Transitions in Transverse Ising Models*. Springer, New York, 1996.
- [41] I.L. Chuang, D.W. Leung, and Y. Yamamoto. Bosonic quantum codes for amplitude damping. *Phys. Rev. A*, 56:1114–1125, 1997.

- [42] I.L. Chuang and M.A. Nielsen. Prescription for experimental determination of the dynamics of a quantum black box. *J. Mod. Optics*, 44:2455–2467, 1997.
- [43] I.L. Chuang, M.K. Vandersypen, X.L. Zhou, D.W. Leung, and S. Lloyd. Experimental realization of a quantum algorithm. *Nature*, 393:143–146, 1998.
- [44] I.L. Chuang and Y. Yamamoto. Simple quantum computer. *Phys. Rev. A*, 52:3489–3496, 1995.
- [45] A. Church. A note on the entscheidungsproblem. *American J. Math.*, 58:345–363, 1936.
- [46] A. Church. An unsolvable problem of elementary number theory. *Annals of Mathematics, second series*, 33:346–366, 1936.
- [47] J.I. Cirac and P. Zoller. Quantum computing with cold trapped ions. *Phys. Rev. Lett.*, 74:4091–4094, 1995.
- [48] J.I. Cirac, P. Zoller, H.J. Kimble, and H. Mabuchi. Quantum state transfer and entanglement distribution among distant nodes in a quantum network. *Phys. Rev. Lett.*, 78:3221–3224, 1997.
- [49] S.A. Cook. The complexity of theorem-proving procedures. In *Proc. 3rd Ann. ACM Symp. on Theory of Computing*, pages 151–158, New York, 1971. Association for Computing Machinery.
- [50] J.F. Cornwell. *Group Theory in Physics: An Introduction*. Academic Press, San Diego, CA, 1997.
- [51] I.L. Chuang and Y. Yamamoto. Quantum bit regeneration. *Phys. Rev. Lett.*, 76:4281–4284, 1997.
- [52] E.B. Davies. Markovian master equations. *Commun. Math. Phys.*, 39:91–110, 1974.
- [53] E.B. Davies. *Quantum Theory of Open Systems*. Academic Press, New York, 1976.
- [54] D. Davit, J. Dziarmaga, and W.H. Zurek. Decoherence in bose-einstein condensates: towards bigger and better schrödinger cats. *Phys. Rev. A*, 62:013607–01–013607–10, 2000.
- [55] P. de la Harpe. *Topics in geometric group theory*. University of Chicago Press, Chicago, 2000.
- [56] D. Deutsch. Quantum theory, the church-turing principle and the universal quantum computer. *Proc. Roy. Soc. London Ser. A*, 400:97–117, 1985.

- [57] D. Deutsch. Quantum computational networks. *Proc. Roy. Soc. London Ser. A*, 425:73–90, 1989.
- [58] D. Deutsch, A. Barenco, and A. Ekert. Universality in quantum computation. *Proc. Roy. Soc. London Ser. A*, 449:669–677, 1995.
- [59] D. Deutsch and R. Jozsa. Rapid solution of problems by quantum computation. *Proc. Roy. Soc. London Ser. A*, 439:553–558, 1992.
- [60] R. H. Dicke. Coherence in spontaneous radiation processes. *Phys. Rev.*, 93:99–110, 1954.
- [61] D. DiVincenzo. Two-qubit gates are universal for quantum computation. *Phys. Rev. A*, 51:1015–1022, 1995.
- [62] D. DiVincenzo, D. Bacon, J. Kempe, G. Burkard, and K.B. Whaley. Universal quantum computation with the exchange interaction. *Nature*, 408:339–342, 2000.
- [63] D. DiVincenzo, G. Burkard, D. Loss, and E.V. Sukhorukov. Quantum computation and spin electronics. In *Quantum Mesoscopic Phenomena and Mesoscopic Devices in Microelectronics*. NATO ASI, 2000.
- [64] D. P. DiVincenzo, G. Burkard, D. Loss, and E. V. Sukhorukov. Quantum computation and spin electronics. In I. O. Kulk and R. Ellialtioglu, editors, *Quantum Mesoscopic Phenomena and Mesoscopic Devices in Microelectronics.*, Turkey, 1999. NATO Advanced Study Institute.
- [65] L.M. Duan and G.C. Guo. Influence of noise on the fidelity and the entanglement fidelity of states. *Quantum and Semiclassical Optics*, 9:953–959, 1997.
- [66] L.M. Duan and G.C. Guo. Perturbative expansions for the fidelities and spatially correlated dissipation of quantum bits. *Phys. Rev. A*, 56:4466–4470, 1997.
- [67] L.M. Duan and G.C. Guo. Preserving coherence in quantum computation by pairing quantum bits. *Phys. Rev. Lett.*, 79:1953–1956, 1997.
- [68] L.M. Duan and G.C. Guo. Reply to the comment “quant-ph/9710002”, 1997. LANL preprint quant-ph/9710014.
- [69] L.M. Duan and G.C. Guo. Conditions for independent decoherence. *Quantum and Semiclassical Optics*, 10:611–616, 1998.
- [70] L.M. Duan and G.C. Guo. Optimal quantum codes for preventing collective amplitude damping. *Phys. Rev. A*, 58:3491–3495, 1998.

- [71] L.M. Duan and G.C. Guo. Prevention of dissipation with two particles. *Phys. Rev. A*, 57:2399–2402, 1998.
- [72] L.M. Duan and G.C. Guo. Reducing decoherence in quantum-computer memory with all quantum bits coupling to the same environment. *Phys. Rev. A*, 57:737–741, 1998.
- [73] L.M. Duan and G.C. Guo. Scheme for reducing collective decoherence in quantum memory. *Phys. Lett. A*, 243:265–269, 1998.
- [74] L.M. Duan and G.C. Guo. Pulse controlled noise suppressed quantum computation. In *Technical Digest. CLEO/Pacific Rim '99*, pages 11–12, Piscataway, NJ, 1999. IEEE.
- [75] L.M. Duan and G.C. Guo. Quantum error avoiding codes versus quantum error correcting codes. *Phys. Lett. A*, 255:209–212, 1999.
- [76] L.M. Duan and G.C. Guo. Quantum error correction with spatially correlated decoherence. *Phys. Rev. A*, 59:4058–4060, 1999.
- [77] L.M. Duan and G.C. Guo. Suppressing environmental noise in quantum computation through pulse control. *Phys. Lett. A*, 261:139–144, 1999.
- [78] A. Ekert and C. Macchiavello. Error correction in quantum communication. *Phys. Rev. Lett.*, 77:2585–2588, 1996.
- [79] R. Feynman. There's plenty of room at the bottom: an invitation to open up a new field of physics. *Engineering and Science (California Institute of Technology)*, 23(5):22–36, 1960.
- [80] R. Feynman. Simulating physics with computers. *Intl. J. Theor. Phys.*, 21:467–488, 1982.
- [81] R. Feynman. Quantum mechanical computers. *Optics News*, pages 11–21, February 1985.
- [82] R. Feynman. *Feynman lectures on computation*. Addison-Wesley, Menlo Park, California, 1996.
- [83] M.H. Freedman. Poly-locality in quantum computing. LANL preprint quant-ph/0001077, 2000.
- [84] M.H. Freedman. Quantum computation and the localization of modular functors. *Foundations of Computational Mathematics*, 1(2):183–204, 2001.
- [85] M.H. Freedman, A. Kitaev, M. Larsen, and Z. Wang. Topological quantum computation. LANL preprint quant-ph/0101025, 2001.

- [86] M.H. Freedman, A. Kitaev, and Z. Wang. Simulation of topological field theories by quantum computers. LANL preprint quant-ph/0001071, 2000.
- [87] M.H. Freedman, M. Larsen, and Z. Wang. A modular functor which is universal for quantum computation. LANL preprint quant-ph/0001108, 2000.
- [88] C.A. Fuchs. *Distinguishability and Accessible Information in Quantum Theory*. PhD thesis, The University of New Mexico, Albuquerque, NM, 1996. LANL preprint quant-ph/9601020.
- [89] J. A. Gallian. *Contemporary Abstract Algebra*. D.C. Heath and Company, Lexington, MA, 1992.
- [90] C.W. Gardiner. *Quantum Noise*. Springer, Berlin, 1991.
- [91] H. Georgi. *Lie Algebras in Particle Physics*. Perseus Books, Reading, MA, 1999.
- [92] D. Giulini, E. Joos, C. Kiefer, J. Kupsch, I.O. Stamatescu, and H.D. Zeh. *Decoherence and the Appearance of a Classical World in Quantum Theory*. Springer, New York, 1996.
- [93] V. Gorini, A. Kossakowski, and E.C.G. Sudarshan. Completely positive dynamical semigroups of  $n$ -level systems. *J. Math. Phys.*, 17:821–825, 1976.
- [94] D. Gottesman. Class of quantum error-correcting codes saturating the quantum Hamming bound. *Phys. Rev. A*, 54:1862–1868, 1996.
- [95] D. Gottesman. *Stabilizer Codes and Quantum Error Correction*. PhD thesis, California Institute of Technology, Pasadena, CA, 1997.
- [96] D. Gottesman. A theory of fault-tolerant quantum computation. *Phys. Rev. A*, 57:127–137, 1998.
- [97] D. Gottesman and I.L. Chuang. Demonstrating the viability of universal quantum computation using teleportation and single-qubit operations. *Nature*, 402:390–393, 1999.
- [98] W. Greiner and B. Muller. *Quantum Mechanics Symmetries*. Springer, New York, 1992.
- [99] L. Grover. A fast quantum mechanical algorithm for database search. In *Annual ACM Symposium on the Theory of Computation*, pages 212–219. ACM Press, 1996.
- [100] L. Grover. Quantum mechanics helps in searching for a needle in a haystack. *Phys. Rev. Lett.*, 79:325–328, 1997.

- [101] S. Haroche and J.M. Raimond. Quantum computing: dream or nightmare? *Physics Today*, 49, 1996.
- [102] A. Hodges. *Alan Turing: the Enigma*. Walker and Company, New York, 2000.
- [103] E. Ising. Beitrag zur theorie des ferromagnetismus. *Z. PHysik*, 31:253–258, 1925.
- [104] E.T. Jaynes and F.W. Cummings. Comparison of quantum and semiclassical radiation theory with application to the beam maser. *Proceedings of the IEEE*, 51:89–109, 1963.
- [105] R. Jozsa. Quantum algorithms and the Fourier transform. *Proc. Roy. Soc. London Ser. A*, 454:323–337, 1998.
- [106] B.E. Kane. A silicon-based nuclear-spin quantum computer. *Nature*, 393:133–137, 1998.
- [107] B.E. Kane. Silicon-based quantum computing, 2000. LANL preprint quant-ph/0003031.
- [108] R.M. Karp. Reducibility among combinatorial problems. In *Complexity of Computer Computations*, pages 85–103, New York, 1972. Plenum Press.
- [109] J. Kempe, D. Bacon, D.A. Lidar, and K.B. Whaley. Theory of decoherence-free fault-tolerant quantum computation. *Phys. Rev. A*, 63:042307–1–042307–29, 2001.
- [110] D. Kielpinski. Recent results in trapped-ion quantum computing. LANL preprint quant-ph/0002040.
- [111] D. Kielpinski, V. Meyer, M.A. Rowe, C.A. Sackett, W.M. Itano, C. Monroe, and D.J. Wineland. A decoherence-free quantum memory using trapped ions. *Science*, 291:1013–1015, 2001.
- [112] A. Kitaev. Quantum computations: algorithms and error correction. *Russ. Math. Surv.*, 52(6):1191–1249, 1995.
- [113] A. Kitaev. Quantum measurements and the abelian stabilizer problem. LANL preprint quant-ph/9511026, 1995.
- [114] A. Kitaev. Fault-tolerant quantum computation by anyons, 1997. LANL preprint quant-ph/9707021.
- [115] A. Kitaev. Quantum error correction with imperfect gates. In *Quantum Communication, Computing and Measurement*, pages 181–188, New York, 1997. Plenum Press.

- [116] A. Kitaev. Unpaired majorana fermions in quantum wires, 2000. LANL preprint quant-ph/0010440.
- [117] E. Knill. Approximation by quantum circuits. LANL preprint quant-ph/9508006, 1995.
- [118] E. Knill. Bounds for approximation in total variation distance by quantum circuits. LANL preprint quant-ph/9508007, 1995.
- [119] E. Knill. Non-binary unitary error bases and quantum codes. LANL preprint quant-ph/9608048, 1996.
- [120] E. Knill and R. Laflamme. A theory of quantum error-correcting codes. *Phys. Rev. A*, 55:900–911, 1997.
- [121] E. Knill, R. Laflamme, and G.J. Milburn. A scheme for efficient quantum computation with linear optics. *Nature*, 409:46–52, 2001.
- [122] E. Knill, R. Laflamme, and L. Viola. Theory of quantum error correction for general noise. *Phys. Rev. Lett.*, 84:2525–2528, 2000.
- [123] E. Knill, R. Laflamme, and W. Zurek. Resilient quantum computation: error models and thresholds. *Proc. Roy. Soc. London Ser. A*, 454:365–384, 1998.
- [124] E. Knill, R. Laflamme, and W.H. Zurek. Resilient quantum computation. *Science*, 279:342–345, 1998.
- [125] A. Kossakowski. On quantum statistical mechanics of non-hamiltonian systems. *Rev. Math. Phys.*, 3:247–288, 1972.
- [126] K. Kraus. *States, Effects, and Operations Fundamental Notions of Quantum Theory*. Academic, Berlin, 1983.
- [127] P.G. Kwiat, A.J. Berglund, J.B. Altepeter, and A.G. White. Experimental verification of decoherence-free spaces. *Science*, 290:498–501, 2000.
- [128] R. Laflamme, C. Miquel, J.P. Paz, and W.H. Zurek. Perfect quantum error correcting code. *Phys. Rev. Lett.*, 77:198–201, 1996.
- [129] R. Landauer. The physical nature of information. *Phys. Lett. A*, 217:187–193, 1996.
- [130] R. Landauer. Information is inevitably physical. In *Feynman and Computation*, pages 77–92. Persueus Books, 1999.
- [131] N.P. Landsman. Lecture notes on  $c^*$ -algebras, hilbert  $c^*$ -modules, and quantum mechanics, 1998. LANL preprint math-ph/9807030.

- [132] D.W. Leung, M.A. Nielsen, I.L. Chuang, and Y. Yamamoto. Approximate quantum error correction can lead to better codes. *Phys. Rev. A*, 56:2567–2573, 1997.
- [133] D.A. Lidar, D. Bacon, J. Kempe, and K.B. Whaley. Decoherence-free subspaces for multiple-qubit errors. i. characterization. *Phys. Rev. A*, 63:022306–1–022306–13, 2001.
- [134] D.A. Lidar, D. Bacon, J. Kempe, and K.B. Whaley. Decoherence-free subspaces for multiple-qubit errors. ii. universal, fault-tolerant quantum computation. *Phys. Rev. A*, 63:022307–1–022306–17, 2001.
- [135] D.A. Lidar, D. Bacon, and K.B. Whaley. Concatenating decoherence-free subspaces with quantum error correcting codes. *Phys. Rev. Lett.*, 82:4556–4559, 1999.
- [136] D.A. Lidar, Z. Bihary, and K. B. Whaley. From completely positive maps to the quantum markovian semigroup master equation. LANL preprint cond-mat/0011204, 2001.
- [137] D.A. Lidar, I.L. Chuang, and K.B. Whaley. Decoherence free subspaces for quantum computation. *Phys. Rev. Lett.*, 81:2594–2598, 1998.
- [138] D.A. Lidar and H. Wang. Calculating the thermal rate constant with exponential speedup on a quantum computer. *Phys. Rev. E*, 59:2429–2438, 1999.
- [139] G. Lindblad. On the generators of quantum dynamical semigroups. *Commun. Math. Phys.*, 48:119–130, 1976.
- [140] S. Lloyd. Almost any quantum logic gate is universal. *Phys. Rev. A*, 75:346–350, 1995.
- [141] D. Loss and D.P. DiVincenzo. Quantum computation with quantum dots. *Phys. Rev. A*, 57:120–126, 1998.
- [142] L. Mandel and E. Wolf. *Optical Coherence and Quantum Optics*. Cambridge University Press, New York, 1995.
- [143] Y. Manin. *Computable and uncomputable (in Russian)*. Sovetskoye Radio, Moscow, 1980.
- [144] D.C. Mattis. *The Theory of Magnetism II*. Springer-Verlag, New York, 1985.
- [145] C.A. Mead. *Collective electrodynamicics*. The MIT Press, Cambridge, MA, 2000.
- [146] A. Messiah. *Quantum Mechanics, Vol II*. Wiley, New York, 1976.



- [147] K. Mølmer and A. Sørensen. Multi-particle entanglement of hot trapped ions. *Phys. Rev. Lett.*, 82:1835–1838, 1999.
- [148] C. Monroe, D.M. Meekhof, B.E. King, W.M. Itano, and D.J. Wineland. Demonstration of a fundamental quantum logic gate. *Phys. Rev. Lett.*, 75:4714–4717, 1995.
- [149] G. Moore. Cramming more components onto integrated circuits. *Electronics*, 38(8), 1965.
- [150] G. Moore and N. Read. Nonabelians in the fractional quantum hall effect. *Nucl. Phys. B*, 360:362–396, 1991.
- [151] W. Nagourney, J. Sandberg, and H. Dehmelt. Shelved optical electron amplifier: observation of quantum jumps. *Phys. Rev. Lett.*, 56:2797–2800, 1986.
- [152] Y. Nakamura, Y.A. Pashkin, and J.S. Tsai. Coherent control of macroscopic quantum states in a single cooper-pair box. *Nature*, 398:786–788, 1999.
- [153] M.A. Nielsen and I.L. Chuang. *Quantum Computation and Quantum Information*. Cambridge University Press, New York, 2000.
- [154] R.W. Ogburn and J. Preskill. Topological quantum computation. *Lecture notes in computer science*, 1509:341–356, 1999.
- [155] G.M. Palma, K. Suominen, and A.K. Ekert. Quantum computers and dissipation. *Proc. Roy. Soc. London Ser. A*, 452:567–584, 1996.
- [156] C.M. Papadimitriou. *Computational Complexity*. Addison-Wesley, Reading, Massachusetts, 1994.
- [157] T. Pellizzari. Quantum networking with optical fibers, 1997. LANL preprint quant-ph/9707001.
- [158] *Proceedings of PhysComp 1981 published in Intl. J. Theor. Phys.*, volume 21, 1982.
- [159] M. Plischke and B. Bergersen. *Equilibrium statistical physics*. World Scientific, Singapore, 1994.
- [160] J. Preskill. Private communication.
- [161] J. Preskill. Fault tolerant quantum computation. In *Introduction to quantum computation and information*, pages 213–269, New Jersey, 1998. World Scientific.

- [162] E. Rains, R.H. Hardin, P.W. Shor, and N.J. Sloan. A non additive quantum code. *Phys. Rev. Lett.*, 79:953–954, 1997.
- [163] R. Raussendorf and H.J. Briegel. A one-way quantum computer. *Phys. Rev. Lett.*, 86:5188–5191, 2001.
- [164] R.L. Rivest, A. Shamir, and L. Adleman. A method of obtaining digital signatures and public-key cryptosystems. *Comm. of the ACM*, 21:120–126, 1978.
- [165] C.A. Sackett, D. Kielpinski, B.E. King, C. Langer, V. Meyer, C.J. Myatt, M. Rowe, Q.A. Turchette, W.M. Itano, D.J. Wineland, and C. Monroe. Experimental entanglement of four particles. *Nature*, 404:256–259, 2000.
- [166] T. Sauter, W. Neuhauser, R. Blatt, and P.E. Toschek. Observation of quantum jumps. *Phys. Rev. Lett.*, 57:1696–1699, 1986.
- [167] B. Schneier. *Applied Cryptography: protocols, algorithms, and source code in C*. John Wiley and Sons, New York, 1995.
- [168] B. Schumacher. Quantum coding. *Phys. Rev. A*, 51:2738–2747, 1995.
- [169] M.O. Scully and M.S. Zubairy. *Quantum optics*. Cambridge University Press, New York, 1997.
- [170] T. Senthill and M.P.A. Fisher.  $z_2$  gauge theory of electron fractionalization in strongly correlated systems. *Phys. Rev. B*, 62:7850–7881, 2000.
- [171] T. Senthill and M.P.A. Fisher. Fractionalization and confinement in the  $u(1)$  and  $z_2$  gauge theories of strongly correlated systems. *J. Phys. A*, 34:19–25, 2001.
- [172] T. Senthill and M.P.A. Fisher. Fractionalization, topological order, and cuprate superconductivity. *Phys. Rev. B*, 63:134521–1–134521–16, 2001.
- [173] P.W. Shor. Algorithms for quantum computation: Discrete log and factoring. In S. Goldwasser, editor, *Proceedings of the 35th Annual Symposium on the Foundations of Computer Science*, pages 124–134, Los Alamitos, CA, 1994. IEEE Computer Society.
- [174] P.W. Shor. Scheme for reducing decoherence in quantum memory. *Phys. Rev. A*, 52:2493–2496, 1995.
- [175] P.W. Shor. Fault tolerant quantum computation. In *Proceedings of the 37th Symposium on the Foundations of Computer Science*, pages 56–65, Los Alamitos, CA, 1996. IEEE.

- [176] D. Simon. Algorithms for quantum computation: Discrete log and factoring. In S. Goldwasser, editor, *Proceedings of the 35th Annual Symposium on the Foundations of Computer Science*, pages 116–123, Los Alamitos, CA, 1994. IEEE Computer Society.
- [177] R. Solovay. Unpublished manuscript. 1995.
- [178] R. Solovay. Lie groups and quantum circuits. MSRI Conference on the Mathematics of Quantum Computation, Berkeley, CA, 2000.
- [179] A. Sørensen and K. Mølmer. Quantum computation with ions in thermal motion. *Phys. Rev. Lett.*, 82:1971–1974, 1999.
- [180] A. Sørensen and K. Mølmer. Entanglement and quantum computation with ions in thermal motion. *Phys. Rev. A*, 62:022311–022321, 2000.
- [181] A.T. Sornborger and E.D. Stewart. Higher order methods for simulations on quantum computers. *Phys. Rev. A*, 63:1956–1965, 1999.
- [182] A.M. Steane. Error correcting codes in quantum theory. *Phys. Rev. Lett.*, 77:793–797, 1996.
- [183] A.M. Steane. Simple quantum error correcting codes. *Phys. Rev. A*, 54:47414751, 1996.
- [184] A.M. Steane. The ion-trap quantum information processor. *Appl. Phys. B*, 64:623–642, 1997.
- [185] A.M. Steane. Quantum Reed-Muller codes. *IEEE Trans. Inf. Theory*, 45:1701–1703, 1999.
- [186] N. Stephenson. *Cryptonomicon*. HarperCollins, New York, 1999.
- [187] G. Toulouse. Theory of the frustration effect in spin glasses. *Commun. Phys.*, 2:115–119, 1977.
- [188] Q.A. Turchette, C.J. Hood, W. Lange, H. Mabuchi, and H.J. Kimble. Measurement of conditional phase shifts for quantum logic. *Phys. Rev. Lett.*, 75:4710–4713, 1995.
- [189] A.M. Turing. On computable numbers, with an application to the Entscheidungsproblem. *Proc. Lond. Math. Soc. 2*, 42:230–265, 1936.
- [190] W.G. Unruh. Maintaining coherence in quantum computers. *Phys. Rev. A*, 51:992–997, 1995.
- [191] US Supreme Court case no. 00-949, George W. Bush vs Albert Gore, Jr.

- [192] S.J. van Enk, J.I. Cirac, and P. Zoller. Ideal quantum communication over noisy channels: a quantum optical implementation. *Phys. Rev. Lett.*, 78:4293–4296, 1997.
- [193] L. Viola, E. Knill, and R. Laflamme. Constructing qubits in physical systems, 2001. LANL preprint quant-ph/0101090.
- [194] L. Viola, E. Knill, and S. Lloyd. Dynamical decoupling of open quantum systems. *Phys. Rev. Lett.*, 82:2417–2421, 1999.
- [195] L. Viola, E. Knill, and S. Lloyd. Dynamical generation of noiseless quantum subsystems. *Phys. Rev. Lett.*, 85:3520–3523, 2000.
- [196] L. Viola and S. Lloyd. Dynamical suppression of decoherence in two-state quantum systems. *Phys. Rev. A*, 58:2733–2744, 1998.
- [197] L. Viola and S. Lloyd. Decoherence control in quantum information processing: simple models, 1999. LANL preprint quant-ph/9809058.
- [198] L. Viola, S. Lloyd, and E. Knill. Universal control of decoupled quantum systems. *Phys. Rev. Lett.*, 83:4888–4891, 1999.
- [199] D. Vitali and P. Tombesi. Using parity kicks for decoherence control. *Phys. Rev. A*, 59:4178–4186, 1999.
- [200] J. von Neumann. Probabilistic logics and the synthesis of reliable organisms from unreliable components. In *Automata Studies*, pages 329–378, Princeton, NJ, 1956. Princeton University Press.
- [201] R. Vrijen, E. Yablonovitch, K. Want, H.W. Jiang, A. Balandin, V. Roychowdhury, T. More, and D. DiVincenzo. Electron-spin-resonance transistors for quantum computing in silicon-germanium heterostructures. *Phys. Rev. A*, 62:012306–1–12306–10, 2000.
- [202] R.K. Wangsness and F. Bloch. The dynamical theory of nuclear induction. *Phys. Rev.*, 89:728–739, 1953.
- [203] J. A. Wheeler. Information, physics, quantum: the search for links. In *Proc. 3rd Int. Symp. Foundations of Quantum Mechanics*, pages 354–368, Tokyo, 1989.
- [204] S. Wiesner. Simulations of many-body quantum systems by a quantum computer. LANL preprint quant-ph/9603028, 1996.
- [205] D.J. Wineland, C. Monroe, W.M. Itano, D. Leibfield, B.E. King, and D.M. Meekof. Experimental issues in coherent quantum-state manipulation of trapped atomic ions. *J. Res. Natl. Inst. Stand. Technol.*, 103:256–328, 1998.

- [206] L.A. Wu and D.A. Lidar. Parafermionic quantum computation, 2001. LANL preprint quant-ph/0103039.
- [207] Y. Yamamoto. *Mesoscopic quantum optics*. John Wiley, New York, 1999.
- [208] A.C. Yao. Quantum circuit complexity. In *Proc. of the 34th Ann. IEEE Symp. on Foundations of Computer Science*, pages 352–361, 1993.
- [209] C. Zalka. Simulating quantum systems on a quantum computer. *Proc. Roy. Soc. London Ser. A*, 454(1969):313–322, 1998.
- [210] P. Zanardi. Dissipative dynamics in a quantum register. *Phys. Rev. A*, 56:4445–4451, 1997.
- [211] P. Zanardi. Dissipation and dynamics in a quantum register. *Phys. Rev. A*, 57:3276–3284, 1998.
- [212] P. Zanardi. Computation on an error-avoiding quantum code and symmetrization. *Phys. Rev. A*, 60:R729–R732, 1999.
- [213] P. Zanardi. Symmetrizing evolutions. *Phys. Lett. A*, 258:77–82, 1999.
- [214] P. Zanardi. Stabilizing quantum information. *Phys. Rev. A*, 63:012301–012304, 2001.
- [215] P. Zanardi and M. Rasetti. Comment on: preserving coherence in quantum computation by pairing quantum bits, 1997. LANL preprint quant-ph/9710002.
- [216] P. Zanardi and M. Rasetti. Error avoiding quantum codes. *Mod. Phys. Lett. B*, 11(25):1085–1093, 1997.
- [217] P. Zanardi and M. Rasetti. Noiseless quantum codes. *Phys. Rev. Lett.*, 79:3306–3309, 1997.
- [218] P. Zanardi and M. Rasetti. A possible strategy to defeat decoherence in quantum computation: the role of symmetries, dynamical algebras, and all that. *Fortschritte der Physik*, 48:559–572, 2000.
- [219] P. Zanardi and F. Rossi. Quantum information in semiconductors: noiseless encoding in a quantum-dot array. *Phys. Rev. Lett.*, 81:4752–4755, 1998.
- [220] P. Zanardi and F. Rossi. Subdecoherent information encoding in a quantum-dot array. *Phys. Rev. B*, 59:8170–8181, 1999.
- [221] J. Ziman. *Electrons in metals*. Taylor and Francis, London, 1962.

- [222] W.H. Zurek. Environment-induced superselection rules. *Phys. Rev. D*, 26:1862–1880, 1982.
- [223] W.H. Zurek. Decoherence and the transition from quantum to classical. *Physics Today*, 44(10):36–44, 1991.
- [224] W.H. Zurek. Decoherence, einselection, and the quantum origins of the classical, 2001. LANL preprint quant-ph/0105127.
- [225] K. Zyczkowski, P. Horodecki, A. Sanpera, and M. Lewenstein. On the volume of the set of mixed entangled states. *Phys. Rev. A*, 58:883–892, 1998.

# Appendix A

## The quantum information language

One strength of studying quantum information is that it provides a language for understanding generic informational properties of quantum systems. In this section we introduce some of the basic language and machinery which we use freely in this thesis.

### A.1 Basic quantum computation notion

In classical information the basic unit of information is a bit which is conventionally described by the two possible states 0 and 1. In quantum information the most basic unit of information is the *qubit*[168]. The state of a qubit inhabits a two dimensional Hilbert space  $\mathbb{C}^2$ . Whereas the classical bit has just two possible states 0 and 1, the state of qubit is a unit vector in  $\mathbb{C}^2$ :  $|\psi\rangle = \alpha|0\rangle + \beta|1\rangle$  where  $\alpha, \beta \in \mathbb{C}$ ,  $|\alpha|^2 + |\beta|^2 = 1$ , and we have picked some convenient orthogonal basis  $|0\rangle, |1\rangle$  for this state. More precisely, because the global phase of a quantum state has no physical relevance, the state of a qubit is identified with a ray in the Hilbert space  $|\psi\rangle = e^{i\theta} (\cos(\omega)|0\rangle + \sin(\omega)e^{i\phi}|1\rangle)$ ,  $\forall \theta \in \mathbb{R}$ .

In quantum computation, a particular basis  $|0\rangle, |1\rangle$  for a qubit is usually singled out as the *computational basis*. In physical systems, this basis is usually determined by some physically motivated definition (i.e. the eigenstates of the system Hamiltonian). Given the fixed basis  $|0\rangle, |1\rangle$  we can define the Pauli matrices

$$\begin{aligned} \sigma_0 &= \mathbf{I} = \begin{bmatrix} 1 & 0 \\ 0 & 1 \end{bmatrix}, & \sigma_1 &= \sigma_x = \begin{bmatrix} 0 & 1 \\ 1 & 0 \end{bmatrix}, \\ \sigma_2 &= \sigma_y = \begin{bmatrix} 0 & -i \\ i & 0 \end{bmatrix}, & \sigma_3 &= \sigma_z = \begin{bmatrix} 1 & 0 \\ 0 & -1 \end{bmatrix}. \end{aligned} \quad (\text{A.1})$$

These matrices form a basis for linear operators on the qubit. Real combinations of these matrices are a basis for Hermitian operators on a qubit. It is also convenient to define the Pauli spin matrices  $\mathbf{s}_\alpha = \frac{1}{2}\sigma_\alpha$ .

More generally the state of a single qubit is described by a density matrix  $\rho$  which has a particularly useful parametrization as a vector in the ‘‘Bloch’’ sphere:  $\rho = \frac{1}{2}\mathbf{I} + \vec{n} \cdot \vec{\sigma}$  where  $\vec{\sigma} = (\sigma_1, \sigma_2, \sigma_3)$ .

## A.2 Entangled and separable

Suppose one is given a bipartite Hilbert space  $\mathcal{H} = \mathcal{H}_A \otimes \mathcal{H}_B$ . A density matrix,  $\rho$  on this Hilbert space is defined as *separable* if it can be written as

$$\rho = \sum_i p_i |\psi_i\rangle\langle\psi_i| \otimes |\phi_i\rangle\langle\phi_i|, \quad (\text{A.2})$$

where  $0 < p_i \leq 1$ ,  $\sum_i p_i = 1$ ,  $|\psi_i\rangle \in \mathcal{H}_A$ , and  $|\phi_i\rangle \in \mathcal{H}_B$ . A density matrix which cannot be written in this form is called *entangled*.

## A.3 Fixed basis formalism

Suppose one is given a  $d$  dimensional Hilbert space  $\mathcal{H}$ . It is convenient when examining linear operators on this space to work with a fixed basis. The space of linear operators on  $\mathcal{H}$  is spanned by a fixed basis of hermitian traceless operators  $\mathbf{F}_\alpha$  with  $\alpha = 1 \dots 2d^2 - 1$  and a scaled identity operator  $\mathbf{F}_0 = \frac{1}{\sqrt{d}}\mathbf{I}$ . These operators can always be chosen to be trace orthogonal:

$$\text{Tr} [\mathbf{F}_\alpha^\dagger \mathbf{F}_\beta] = \delta_{\alpha\beta}. \quad (\text{A.3})$$

Linear combinations of the  $\mathbf{F}_\alpha$ 's over  $\mathbf{C}$  span all operators on  $\mathcal{H}$  while linear combinations of the  $\mathbf{F}_\alpha$ 's over  $\mathbf{R}$  span all Hermitian operators.

## A.4 Positive operator valued measurements

The most general notion of a measurement on a quantum system is given by the concept of a positive operator valued measurement (POVM). A POVM is specified by a set of positive operators  $\mathbf{E}_\alpha$ . where  $\alpha$  labels the measurement outcome, which satisfy  $\sum_\alpha \mathbf{E}_\alpha = \mathbf{I}$ . The result of a POVM on the quantum state  $\rho$  is the result  $\alpha$  with probability  $p_\alpha = \text{Tr} [\rho \mathbf{E}_\alpha]$ .

## A.5 Distance measures on density matrices

The trace distance between two density matrices is defined as

$$D(\rho, \sigma) = \frac{1}{2} \text{Tr} |\rho - \sigma|, \quad (\text{A.4})$$



where  $|\mathbf{A}| = \sqrt{\mathbf{A}^\dagger \mathbf{A}}$ . Suppose that one was attempting to perform a measurement which distinguished the two density matrices  $\boldsymbol{\rho}$  and  $\boldsymbol{\sigma}$ . Performing a POVM with elements  $\{\mathbf{M}_\alpha\}$  one obtain result  $\alpha$  on the density matrices  $\boldsymbol{\rho}$  and  $\boldsymbol{\sigma}$  with probabilities  $p_\alpha = \text{Tr}[\mathbf{M}_\alpha \boldsymbol{\rho}]$  and  $q_\alpha = \text{Tr}[\mathbf{M}_\alpha \boldsymbol{\sigma}]$  respectively. A basic theorem of distance measures on density matrices (see, for example [88]) tells us that

$$D(\boldsymbol{\rho}, \boldsymbol{\sigma}) = \max_{\{\mathbf{M}_\alpha\}} \frac{1}{2} \sum_{\alpha} |p_\alpha - q_\alpha|, \quad (\text{A.5})$$

where the maximization is taken over all possible POVMs. Density matrices which are close in trace distance are therefore hard to distinguish by a maximally distinguishing measurement.

## A.6 Decoherence rates under the trace inner product

The trace inner product  $\langle \mathbf{A}, \mathbf{B} \rangle = \text{Tr}[\mathbf{A}^\dagger \mathbf{B}]$  is an easy to use metric for examining how a density matrix strays from its initial state. If we have a state  $\boldsymbol{\rho}(0)$  at  $t = 0$ , we define the *mixed-state memory fidelity* of this state at time  $t$  later as

$$F_m(t) = \text{Tr}[\boldsymbol{\rho}(0)\boldsymbol{\rho}(t)]. \quad (\text{A.6})$$

While this fidelity has no intrinsic relation to, say, how distinguishable  $\boldsymbol{\rho}(t)$  has become from  $\boldsymbol{\rho}(0)$ , the Taylor expansion of the memory fidelity can give us a good idea about the rate of change of the density matrix from its initial state. Performing this Taylor series expansion,

$$F_m(t) = \sum_{n=0}^{\infty} \frac{1}{n!} \left( \frac{t}{\tau_n} \right)^n, \quad (\text{A.7})$$

where we have defined the *decoherence rates* [65, 66]

$$\frac{1}{\tau_n} = \left\{ \text{Tr} \left[ \boldsymbol{\rho}(0) \boldsymbol{\rho}^{(n)}(0) \right] \right\}^{\frac{1}{n}}, \quad (\text{A.8})$$

where  $\boldsymbol{\rho}^{(n)}(0) = \left. \frac{\partial^n \boldsymbol{\rho}(t)}{\partial t^n} \right|_{t=0}$ .

## A.7 The Pauli group and Pauli stabilizer codes

The Pauli group  $\mathcal{P}$  on  $n$  qubits is the group made up of all possible tensor products of the Pauli operators  $\boldsymbol{\sigma}_\alpha$ , ( $\alpha \in \{0, 1, 2, 3\}$ ) together with possible global phase factors  $\{\pm 1, \pm i\}$ . Elements of the Pauli group either commute or anticommute with each other.

An abelian subgroup of the Pauli group is called a Pauli stabilizer group  $\mathcal{S}$ . An example of a Pauli stabilizer group consists of the elements  $\sigma_x \otimes \sigma_x \otimes \sigma_x$ ,  $\sigma_y \otimes \sigma_x \otimes \sigma_y$ ,  $-\sigma_z \otimes \mathbf{I} \otimes \sigma_z$ , and  $\mathbf{I}$ . Every Pauli stabilizer group  $\mathcal{S}$  can be generated by a set of generating elements which are independent in the sense that none can be generated from the others. If a Pauli stabilizer group has  $k$  generators, then there are  $2^k$  elements in the stabilizer (i.e. the order of the Pauli stabilizer group is  $2^k$ ). Since the Pauli stabilizer groups are abelian, they can be simultaneously diagonalized.

A Pauli stabilizer code is the subspace which has a +1 eigenvalue for all of the elements of the stabilizer  $\mathbf{S}|i\rangle = |i\rangle$ . We then say that such a state is stabilized by the element. In particular the +1 common eigenspace of the stabilizer elements defines a  $2^{n-k}$  dimensional subspace which is called the stabilizer code space.

Elements of the Pauli group which anticommute with an element of the stabilizer group act to take codewords from the stabilizer code space to the space perpendicular to the stabilizer code space.

The set of all Pauli group members which commute with a Pauli stabilizer group  $\mathcal{S}$  is called the centralizer of the group  $C(\mathcal{S})$ . Properties of the Pauli group imply that the stabilizer is also the normalizer of the group  $N(\mathcal{S})$  which is defined as the set of operators which fix  $\mathcal{S}$  under conjugation. The operators which are in the normalizer but not the stabilizer of  $\mathcal{S}$  are the *logical operators* on the stabilizer. These operators preserve the stabilizer code but act nontrivially on the  $2^{n-k}$  dimensional stabilizer space. In fact these operators act like a  $n - k$  qubit Pauli group.

A stabilizer code can detect all errors which anticommute with at least one stabilizer element. The number of elements upon which a Pauli group element act nontrivially is called the weight of the Pauli group element. The standard nomenclature for a code is given by  $[n, k, d]$  where  $n$  is the number of qubits for the code,  $k$  is the number of encoded qubits, and  $d$  is the distance of the code. The smallest weight of the Pauli group which does not anticommute with any stabilizer element is called the distance of the code. A code which can correct  $l$  single qubit errors must have a distance of at least  $2l + 1$ .

The reader is referred to [95] for more detailed information on stabilizer codes.

Some of the elements of the normalizer of the single qubit Pauli group are often denoted as follows

$$\begin{aligned} \mathbf{H} &= \frac{1}{\sqrt{2}} \begin{pmatrix} 1 & 1 \\ 1 & -1 \end{pmatrix}, & \mathbf{P} &= \begin{pmatrix} 1 & 0 \\ 0 & i \end{pmatrix}, \\ \mathbf{Q} &= \frac{1}{\sqrt{2}} \begin{pmatrix} 1 & i \\ -i & -1 \end{pmatrix}, & \mathbf{T} &= \frac{1}{\sqrt{2}} \begin{pmatrix} 1 & -i \\ 1 & i \end{pmatrix}. \end{aligned} \quad (\text{A.9})$$

All of these gates map  $\sigma_\alpha$  operators to themselves under conjugation by one of these elements.

## Appendix B

# Proof of universality on the weak collective decoherence DFS

Let  $\text{DFS}_n(K)$  denote the decoherence-free subsystem on  $n$  physical qubits with Hamming weight  $h = \frac{n-K}{2}$ . We show here that

$$\mathbf{H} = \{\mathbf{E}_{i,i+1}, \mathbf{T}_{i,i+1}^P, \mathbf{T}_{i,i+1}^Q, \bar{\mathbf{Z}}_{i,i+1} : i = 1, \dots, n-1\}, \quad (\text{B.1})$$

is a universal generating set of Hamiltonian for any of the DFSs occurring in a system of  $n$  physical qubits. It is convenient to work directly with the Hamiltonians, and to show that  $\mathbf{H}$  gives rise to the Lie-algebra  $su(d_K)$  on each  $\text{DFS}_n(K)$  (via scalar multiplication, addition, and Lie-commutator; i.e. the allowed composition operations for a Lie algebra). Exponentiation then gives the group  $SU(d_K)$  on the DFS. We will proceed by induction on  $n$ , the number of physical qubits, building the DFS-states of  $n$  qubits out of DFS-states for  $n-1$  qubits. A graphical representation of this construction is useful (and will also generalize to the strong case presented in the following section C): see Figure (B.1) at the end of this Appendix.

We have seen that in the weak collective decoherence case the DFS states are simply bitstrings of  $n$  qubits in either  $|0\rangle$  or  $|1\rangle$ . The different  $n$ -qubit DFSs are labeled by their eigenvalue

$$\lambda_K = (\text{number of } 0\text{'s} - \text{number of } 1\text{'s}) \equiv K_n. \quad (\text{B.2})$$

To obtain a DFS-state of  $n$  qubits out of a DFS-state of  $n-1$  qubits corresponding to  $K_{n-1}$  we can either add the  $n^{\text{th}}$  qubit as  $|0\rangle$  ( $K_n = K_{n-1} + 1$ ) or as  $|1\rangle$  ( $K_n = K_{n-1} - 1$ ). Each DFS-state can be built sequentially from the first qubit onward by adding successively  $|0\rangle$  or  $|1\rangle$ , and is uniquely defined by a sequence  $K_1, \dots, K_n$  of eigenvalues. In the graphical representation of Fig. (B.1) the horizontal axis marks  $n$ , the number of qubits up to which the state is already built, and the vertical axis shows  $K_n$ , the difference (number of 0's - number of 1's) up to the  $n^{\text{th}}$  qubit. Adding a  $|0\rangle$  at the  $n+1^{\text{th}}$  step will correspond to a line pointing upwards, adding a  $|1\rangle$  to a line pointing

down. Each DFS-state of  $n$  qubits having eigenvalue  $\lambda_K = K_n$ , is thus in one-to-one correspondence with a path on the lattice from the origin to  $(n, K_n)$ .

Consider the first non-trivial case,  $n = 2$ , which gives rise to one DFS-qubit:  $\text{DFS}_2(0)$ . This corresponds to the two states  $|0_L\rangle = |01\rangle$  [path 2 in Fig. (B.1)] and  $|1_L\rangle = |10\rangle$  (path 3) with  $K_2 = 0$ . The remaining Hilbert space is spanned by the one-dimensional  $\text{DFS}_2(2)$   $|00\rangle$  (path 1) corresponding to  $K_2 = 2$ , and  $\text{DFS}_2(-2)$   $|11\rangle$  (path 4) corresponding to  $K_2 = -2$ . The exchange  $\mathbf{E}_{12}$  flips  $|0_L\rangle$  and  $|1_L\rangle$  (path 2 and 3), and leaves the other two paths unchanged. The interaction  $\mathbf{A}_{12} = \text{diag}(0, 0, 1, 0)$  induces a phase on  $|1_L\rangle = |10\rangle$  (path 3). Their commutator forms an encoded  $\sigma_y$  acting entirely within the  $\text{DFS}_2(0)$  subspace. Its commutator with  $\mathbf{E}_{12}$  in turn forms an encoded  $\sigma_z$  with the same property. Together they form the (encoded) Lie algebra  $su(2)$  acting entirely within this DFS. The Lie algebra is completed by forming the commutator between these  $\bar{\mathbf{Y}}$  and  $\bar{\mathbf{Z}}$  operations. To summarize:

$$\bar{\mathbf{Y}}_{12} = i[\bar{\mathbf{A}}, \mathbf{E}_{12}] = \begin{pmatrix} 0 & 0 & 0 & 0 \\ 0 & 0 & -i & 0 \\ 0 & i & 0 & 0 \\ 0 & 0 & 0 & 0 \end{pmatrix} \quad (\text{B.3})$$

$$\begin{aligned} \bar{\mathbf{Z}}_{12} &\equiv i[\mathbf{E}_{12}, \bar{\mathbf{Y}}_{12}] \\ \bar{\mathbf{X}}_{12} &\equiv i[\bar{\mathbf{Y}}_{12}, \bar{\mathbf{Z}}_{12}]. \end{aligned} \quad (\text{B.4})$$

We call the property of acting entirely within the specified DFS *independence*, meaning that the corresponding Hamiltonian has zero entries in the rows and columns corresponding to the other DFSs [ $\text{DFS}_2(2)=|00\rangle$  and  $\text{DFS}_2(-2)=|11\rangle$  in this case]. When the Hamiltonian is exponentiated, the corresponding gate will act as identity on all DFSs except  $\text{DFS}_2(0)$ .

To summarize these considerations, the Lie-algebra formed by  $\mathbf{H}_0^2 = \{\bar{\mathbf{X}}, \bar{\mathbf{Z}}\}$  is  $su(2)$ , and generates  $SU(2)$  on  $\text{DFS}_2(0)$  by exponentiation. In addition, this is an independent  $SU(2)$ , namely, these operations act as identity on the other DFSs: when written as matrices over the basis of DFS-states, their generators in  $\mathbf{H}_0^2$  have zeroes in the rows and columns corresponding to all other DFSs.

In the following we show how this construction generalizes to  $n > 2$  qubits, by proving the following theorem:

**Theorem B.0.1** *For any  $n \geq 2$  qubits undergoing weak collective decoherence, there exist sets of Hamiltonians  $\mathbf{H}_{K_n}^n$  [obtained from  $\mathbf{H}$  of Eq. (B.1) via scalar multiplication, addition, and Lie-commutator] acting as  $su(d_{K_n})$  on the DFS corresponding to the eigenvalue  $K_n$ . Furthermore each set acts independently on this DFS only (i.e., with zeroes in the matrix representation corresponding to their action on the other DFSs).*

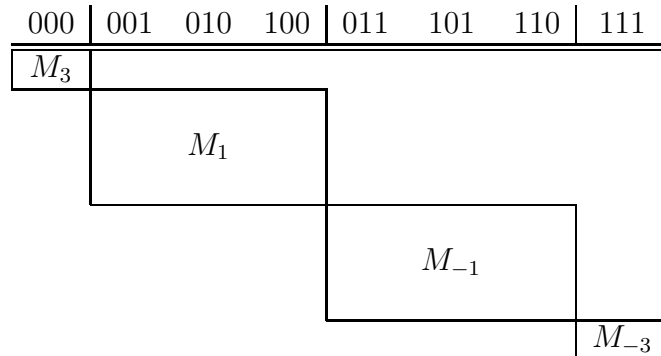
Before proving this theorem, we first explain in detail the steps taken in order to go from the  $n = 2$  to the  $n = 3$  case, so as to make the general induction procedure more transparent.

The structure of the DFSs for  $n = 2$  and 3 qubits is:

$$\begin{aligned}
 \text{DFS}_2(2) &= \{|00\rangle\}, & \text{DFS}_2(0) &= \begin{Bmatrix} |01\rangle \\ |10\rangle \end{Bmatrix}, & \text{DFS}_2(-2) &= \{|11\rangle\} \\
 \text{DFS}_3(3) &= \{|000\rangle\}, & \text{DFS}_3(1) &= \begin{Bmatrix} |001\rangle \\ |010\rangle \\ |100\rangle \end{Bmatrix}, & \text{DFS}_3(-1) &= \begin{Bmatrix} |011\rangle \\ |101\rangle \\ |110\rangle \end{Bmatrix} \\
 \text{DFS}_3(-3) &= \{|111\rangle\}.
 \end{aligned} \tag{B.5}$$

$\text{DFS}_3(3)$  is obtained by appending a  $|0\rangle$  to  $\text{DFS}_2(2)$ . Similarly  $\text{DFS}_3(-3)$  is obtained by appending a  $|1\rangle$  to  $\text{DFS}_2(-2)$ . Graphically, this corresponds to moving along the only allowed pathway from  $\text{DFS}_2(2)$  [ $\text{DFS}_2(-2)$ ] to  $\text{DFS}_3(3)$  [ $\text{DFS}_3(-3)$ ], as shown in Fig. (B.1). The lowest and highest  $\lambda_K$  for  $n$  qubits will always be made up of the single pathway connecting the lowest and highest  $\lambda_K$  for  $n - 1$  qubits. The structure of  $\text{DFS}_3(\pm 1)$  is only slightly more complicated.  $\text{DFS}_3(1)$  is made up of one state,  $|001\rangle$ , which comes from appending a  $|1\rangle$  (moving down) to  $\text{DFS}_2(2)$ . We call  $|001\rangle$  a “Top-state” in  $\text{DFS}_3(1)$ . The two other states,  $|010\rangle$  and  $|100\rangle$ , come from appending  $|0\rangle$  (moving up) to  $\text{DFS}_2(0)$ . Similarly, we call  $|010\rangle$  and  $|100\rangle$  “Bottom-states” in  $\text{DFS}_3(1)$ .  $\text{DFS}_3(-1)$  is constructed in an analogous manner (Fig. B.1).

We showed above that it is possible to perform independent  $su(2)$  operations on  $\text{DFS}_2(0)$ .  $\text{DFS}_2(\pm 2)$  are also both acted upon independently, but because they are one-dimensional subspaces, independence implies that  $su(2)$  operations annihilate them. Since the states  $\{|010\rangle, |100\rangle\} \in \text{DFS}_3(1)$  and the states  $\{|011\rangle, |101\rangle\} \in \text{DFS}_3(-1)$  both have  $\{|01\rangle, |10\rangle\} \in \text{DFS}_2(0)$  as their first two qubits, one immediate consequence of the independent action on  $\text{DFS}_2(0)$  is that one can *simultaneously* perform  $su(2)$  operations on the corresponding daughter subspaces created by expanding  $\text{DFS}_2(0)$  into  $\text{DFS}_3(\pm 1)$ . The first step in the general inductive proof is to eliminate this simultaneous action, and to act independently on each of these subspaces (the “*independence step*”). To see how this is achieved, it is convenient to represent the operators acting on the 8-dimensional Hilbert space of 3 qubits in the basis of the 4 DFSs:



The simultaneous action on  $\text{DFS}_3(\pm 1)$  can now be visualized in terms of both  $M_{\pm 1}$  being non-zero. Let us show how to obtain an action where, say, just  $M_1$  is

non-zero. This can be achieved by applying the commutator of two operators with the property that their intersection has non-vanishing action just on  $M_1$ . This is true for the  $\mathbf{T}_{23}^P$  and  $\bar{\mathbf{X}}_{12}$  Hamiltonians:  $\mathbf{T}_{23}^P$  annihilates every state except those that are  $|00\rangle$  over qubits 2 and 3, namely  $|100\rangle \in \text{DFS}_3(1)$  and  $|000\rangle \in \text{DFS}_3(3)$ . This implies that the only non-zero blocks in its matrix are

$$M_3(\mathbf{T}_{23}^P) = 1, \quad M_1(\mathbf{T}_{23}^P) = \begin{pmatrix} 0 & 0 & \\ 0 & 0 & \\ & & 1 \end{pmatrix}. \quad (\text{B.6})$$

On the other hand,  $\bar{\mathbf{X}}_{12}$  is non-zero only on those states that are  $|01\rangle$  or  $|10\rangle$  on qubits 1 and 2. Therefore it will be non-zero on all 3-qubit states that have  $|01\rangle$  or  $|10\rangle$  as “parents”. This means that in its matrix representation  $M_{\pm 3} = 0$  and

$$M_1(\bar{\mathbf{X}}_{12}) = \begin{pmatrix} 0 & & \\ & 0 & 1 \\ & 1 & 0 \end{pmatrix}, \quad M_{-1}(\bar{\mathbf{X}}_{12}) = \begin{pmatrix} 0 & 1 & \\ 1 & 0 & \\ & & 0 \end{pmatrix}. \quad (\text{B.7})$$

Clearly, taking the product of  $\mathbf{T}_{23}^P$  and  $\bar{\mathbf{X}}_{12}$  leaves non-zero just the lower  $2 \times 2$  block of  $M_1$ , and this is the crucial point: it shows that an independent action on  $\text{DFS}_3(1)$  can be obtained by forming their commutator. Specifically, since the lower  $2 \times 2$  block of  $M_1(\mathbf{T}_{23}^P)$  is just  $\frac{1}{2}(\mathbf{I} - \sigma_z)$ :

$$i[\mathbf{T}_{23}^P, \bar{\mathbf{X}}_{12}] = \bar{\mathbf{Y}}_{\{|100\rangle, |010\rangle\}}, \quad (\text{B.8})$$

i.e., this commutator acts as an encoded  $\sigma_y$  inside the  $\{|100\rangle, |010\rangle\}$  subspace of  $\text{DFS}_3(1)$ . Similarly,  $\bar{\mathbf{Z}}_{\{|100\rangle, |010\rangle\}} = \frac{i}{2}[\bar{\mathbf{Y}}_{\{|100\rangle, |010\rangle\}}, \bar{\mathbf{X}}_{12}]$ . Together the two operators  $\{\bar{\mathbf{Y}}_{\{|100\rangle, |010\rangle\}}, \bar{\mathbf{Z}}_{\{|100\rangle, |010\rangle\}}\}$  generate  $su(2)$  acting *independently* on the  $\{|100\rangle, |010\rangle\}$  subspace of  $\text{DFS}_3(1)$ , which we achieved by subtracting out the action on  $\text{DFS}_3(-1)$ .

In an analogous manner, an independent  $su(2)$  can be enacted on the  $\{|011\rangle, |101\rangle\}$  subspace of  $\text{DFS}_3(-1)$  by using the Hamiltonians acting on  $\text{DFS}_2(0)$  in conjunction with  $\mathbf{T}_{23}^Q$  to subtract out the  $su(2)$  action on  $\text{DFS}_3(1)$ .<sup>1</sup> Thus we can obtain independent action for each of the daughters of  $\text{DFS}_2(0)$ , i.e., separate actions on the subspace spanned by  $\{|010\rangle, |100\rangle\}$  and  $\{|011\rangle, |101\rangle\}$ .

Having established independent action on the two *subspaces* of  $\text{DFS}_3(1)$  and  $\text{DFS}_3(-1)$  arising from  $\text{DFS}_2(0)$ , we need only show that we can obtain the full action

---

<sup>1</sup> Since  $\mathbf{T}_{23}^Q$  annihilates every state except those that are  $|11\rangle$  over qubits 2 and 3, namely  $|011\rangle \in \text{DFS}_3(-1)$  and  $|111\rangle \in \text{DFS}_3(-3)$ , the only non-zero blocks in its matrix are

$$M_{-3}(\mathbf{T}_{23}^Q) = 1, \quad M_{-1}(\mathbf{T}_{23}^Q) = \begin{pmatrix} 1 & & \\ & 0 & 0 \\ & 0 & 0 \end{pmatrix}.$$

on  $\text{DFS}_3(1)$  and  $\text{DFS}_3(-1)$ . For  $\text{DFS}_3(1)$  we need to *mix* the subspace  $\{|010\rangle, |100\rangle\}$  over which we can already perform independent  $su(2)$ , with the  $|001\rangle$  state. To do so, note that the effect of the exchange operation  $\mathbf{E}_{23}$  is to flip  $|001\rangle$  and  $|010\rangle$ , and leave  $|100\rangle$  invariant. Thus the matrix representation of  $\mathbf{E}_{23}$  is

$$M_1(\mathbf{E}_{23}) = \begin{pmatrix} 0 & 1 & \\ 1 & 0 & \\ & & 1 \end{pmatrix}. \quad (\text{B.9})$$

Unfortunately,  $\mathbf{E}_{23}$  has a simultaneous action on  $\text{DFS}_3(-1)$ . This, however, is not a problem, since we have already constructed an independent  $su(2)$  on  $\text{DFS}_3(1)$  elements. Thus we can eliminate the simultaneous action by simply forming commutators with these  $su(2)$  elements. The Lie algebra generated by these commutators will act independently on *all* of  $\text{DFS}_3(1)$ . In fact we claim this Lie algebra to be all of  $su(3)$  (see Appendix D for a general proof). In other words, the Lie algebra spanned by the  $su(2)$  elements  $\{\sigma_x, \sigma_y, \sigma_z\}$  acting on the subspace  $\{|100\rangle, |010\rangle\}$ , together with the exchange operation  $\mathbf{E}_{23}$ , generate all of  $su(3)$  independently on  $\text{DFS}(1)$ . A similar argument holds for  $\text{DFS}_3(-1)$ . This construction illustrates the induction step: we have shown that it is possible to perform independent  $su(d_K)$  actions on all four of the  $\text{DFS}_3(K)$  ( $K = \pm 3, \pm 1$ ), given that we can perform independent action on the three  $\text{DFS}_2(K)$  ( $K = \pm 1, 0$ ). In Fig. (B.2) we have further illustrated these considerations by depicting the action of exchange on two of the 4-qubit DFSs. Let us now proceed to the general proof.

*Proof*— By induction.

The case  $n = 2$  already treated above will serve to initialize the induction. Assume now that the theorem is true for  $n - 1$  qubits and let us show that it is then true for  $n$  qubits as well.

First note that each  $\text{DFS}_n(K)$  is constructed either from the  $\text{DFS}_{n-1}(K - 1)$  (to its lower left) by adding a  $|0\rangle$  for the  $n^{\text{th}}$  qubit, or from  $\text{DFS}_{n-1}(K + 1)$  (to its upper left) by adding a  $|1\rangle$ : the states in  $\text{DFS}_n(K)$  correspond to all paths ending in  $(n, K)$  that either come from below (B) or from the top (T). See Fig. (B.3).

If we apply a certain gate  $\mathbf{U} = \exp(i\mathbf{H}t)$  to  $\text{DFS}_{n-1}(K + 1)$ , then this operation will induce the same  $\mathbf{U}$  on  $\text{DFS}_n(K)$ , by acting on all paths (states) entering  $\text{DFS}_n(K)$  from above. At the same time  $\mathbf{U}$  is induced on  $\text{DFS}_n(K + 2)$  by acting on all paths entering this DFS from below. So,  $\mathbf{U}$  affects two DFSs *simultaneously*. In other words, the set of valid Hamiltonians  $\mathbf{H}_{K+1}^{n-1}$  [acting on  $n - 1$  qubits and generating  $su(d_{K+1})$ ] on  $\text{DFS}_{n-1}(K + 1)$ , that we are given by the induction hypothesis, induces a *simultaneous* action of  $su(d_{K+1})$  on  $\text{DFS}_n(K)$  (on the paths coming from above only) and  $\text{DFS}_n(K + 2)$  (on the paths coming from below only). Additionally, it does not affect any other  $n$ -qubit DFS, since we assumed that the action on  $\text{DFS}_{n-1}(K + 1)$  was *independent*, and the only  $n$ -qubit DFSs built from  $\text{DFS}_{n-1}(K + 1)$  are  $\text{DFS}_n(K)$  and  $\text{DFS}_n(K + 2)$ . These considerations are depicted schematically in Fig. (B.3).

We now show how to annihilate, for a given non-trivial (i.e., dimension  $> 1$ )  $\text{DFS}_n(K)$ , the unwanted simultaneous action on other DFSs (the “*independence step*”). We then proceed to obtain the entire  $su(d_K)$ , by using the  $su(d_{K\pm 1})$  on  $\text{DFS}_{n-1}(K \pm 1)$  that are given by the induction hypothesis (the “*mixing step*”).

## Independence

Let us call all the  $t_K$  paths converging on  $\text{DFS}_n(K)$  from above “Top-states”, or T-states for short, and the  $b_K$  paths converging from below “Bottom- (or B) states” (recall that there is a 1-to-1 correspondence between paths and states). The total number of paths converging on a given DFS is exactly its dimension, so  $d_K = t_K + b_K$ . By using the induction hypothesis on  $\text{DFS}_{n-1}(K+1)$  we can obtain  $su(t_K)$  (generated by  $\mathbf{H}_{K+1}^{n-1}$ ) on the T-states of  $\text{DFS}_n(K)$ , which will simultaneously affect the B-states in the higher lying  $\text{DFS}_n(K+2)$  as  $su(b_{K+2})$  (note that  $t_K = b_{K+2}$ ). The set  $\mathbf{H}_{K+1}^{n-1}$  is non-empty only if  $n-3 \geq K+1 \geq -(n-3)$  [because the “highest” and “lowest” DFS are always one-dimensional and  $su(1) = 0$ ]. If this holds then  $\text{DFS}_n(K+2)$  “above”  $\text{DFS}_n(K)$  is non-trivial (dimension  $> 1$ ), and there are paths in  $\text{DFS}_n(K)$  ending in  $|11\rangle$  (“down, down”). This is exactly the situation in which we can use  $\mathbf{T}_{n-1,n}^Q$  to wipe out the unwanted action on  $\text{DFS}_n(K+2)$ : recall that  $\mathbf{T}_{n-1,n}^Q$  annihilates all states except those *ending* in  $|11\rangle$ , and therefore affects non-trivially only these special T-states in each DFS. Since the operations in  $\mathbf{H}_{K+1}^{n-1}$  affect only B-states on  $\text{DFS}_n(K+2)$ ,  $\mathbf{T}_{n-1,n}^Q$  commutes with  $\mathbf{H}_{K+1}^{n-1}$  on  $\text{DFS}_n(K+2)$ . Therefore the commutator of  $\mathbf{T}_{n-1,n}^Q$  with elements in  $\mathbf{H}_{K+1}^{n-1}$  annihilates all states not in  $\text{DFS}_n(K)$ .<sup>2</sup> To show that commuting  $\mathbf{T}_{n-1,n}^Q$  with  $\mathbf{H}_{K+1}^{n-1}$  generates  $su(t_K)$  on the T-states of  $\text{DFS}_n(K)$  we need the following lemma, which shows how to form  $su(d)$  from an overlapping  $su(d-1)$  and  $su(2)$ :

*Enlarging Lemma*— Let  $\mathcal{H}$  be a Hilbert space of dimension  $d$  and let  $|i\rangle \in \mathcal{H}$ . Assume we are given a set of Hamiltonians  $\mathbf{H}_1$  that generates  $su(d-1)$  on the subspace of  $\mathcal{H}$  that does not contain  $|i\rangle$  and another set  $\mathbf{H}_2$  that generates  $su(2)$  on the subspace of  $\mathcal{H}$  spanned by  $\{|i\rangle, |j\rangle\}$ , where  $|j\rangle$  is another state in  $\mathcal{H}$ . Then  $[\mathbf{H}_1, \mathbf{H}_2]$  (all commutators) generates  $su(d)$  on  $\mathcal{H}$  under closure as a Lie-algebra (i.e., via scalar multiplication, addition and Lie-commutator).

*Proof*— See Appendix D

Now consider two states  $|i\rangle, |j\rangle \in \text{DFS}_n(K)$  such that  $|i\rangle$  ends in  $|11\rangle$  and  $|j\rangle$  is a T-state, but does not end in  $|11\rangle$ . Then we can generate  $su(2)$  on the subspace spanned by  $\{|i\rangle, |j\rangle\}$  as follows: (i) We use the exchange interaction  $\bar{\mathbf{X}}_{ij} = |i'\rangle\langle j'| + |j'\rangle\langle i'|$  [a prime indicates the bitstring with the last bit (a 1 in this case) dropped] in  $su(t_K) \in \mathbf{H}_{K+1}^{n-1}$  to generate a simultaneous action on  $\text{DFS}_n(K)$  and  $\text{DFS}_n(K+2)$ .

<sup>2</sup> The argument thus far closely parallels the discussion above showing how to generate an independent  $su(2)$  on the  $\{|011\rangle, |101\rangle\}$  subspace of  $\text{DFS}_3(-1)$ , starting from the  $su(2)$  on  $\text{DFS}_2(0)$  and  $\mathbf{T}_{23}^Q$ .



This interaction is represented by a  $2 \times 2$   $\sigma_x$ -matrix in the subspace spanned by  $\{|i\rangle, |j\rangle\}$ . (ii)  $\mathbf{T}_{n-1,n}^Q$  is represented by the  $2 \times 2$  matrix  $\text{diag}(1, 0) = \frac{1}{2}(\mathbf{I} + \sigma_z)$  in the same subspace, and commutes with  $\bar{\mathbf{X}}_{ij}$  on  $\text{DFS}_n(K+2)$  (since  $\bar{\mathbf{X}}_{ij}$  affects only B-states in  $\text{DFS}_n(K+2)$ , and  $\mathbf{T}_{n-1,n}^Q$  is non-zero only on states ending in  $|11\rangle$ ). Thus we can use it to create an independent action on  $\text{DFS}_n(K)$  alone:  $\bar{\mathbf{Y}}_{ij} = i[\mathbf{T}_{n-1,n}^Q, \bar{\mathbf{X}}_{ij}]$ ,  $\bar{\mathbf{Z}}_{ij} = \frac{i}{2}[\bar{\mathbf{Y}}_{ij}, \bar{\mathbf{X}}_{ij}]$ .

Together  $\{\bar{\mathbf{Y}}_{ij}, \bar{\mathbf{Z}}_{ij}\}$  generate  $su(2)$  independently on  $\{|i\rangle, |j\rangle\} \in \text{DFS}_n(K)$ . Since these operators vanish everywhere except on  $\text{DFS}_n(K)$ , their commutators with elements in  $\mathbf{H}_{K+1}^{n-1}$  [acting as  $su(t_K)$ ] will annihilate all other DFSs. Therefore, using the Enlarging Lemma, in this way all operations in  $su(t_K)$  acting on  $\text{DFS}_n(K)$  *only* can be generated.

So far we have shown how to obtain an independent  $su(t_K)$  on the T-states of  $\text{DFS}_n(K)$  using  $\mathbf{H}_{K+1}^{n-1}$  (for  $K \leq n-4$ ). To obtain an independent  $su(b_K)$  on the B-states of  $\text{DFS}_n(K)$  we use Hamiltonians in  $\mathbf{H}_{K-1}^{n-1}$  (acting on  $\text{DFS}_{n-1}(K-1)$  – the DFS from below). This will generate a simultaneous  $su(b_K)$  in  $\text{DFS}_n(K)$  and  $su(t_{K-2})$  in  $\text{DFS}_n(K-2)$ . To eliminate the unwanted action on  $\text{DFS}_n(K-2)$  we apply the previous arguments almost identically, except that now we use  $\mathbf{T}_{n-1,n}^P$  to wipe out the action on all states except those ending in  $|00\rangle$ . We thus get an independent  $su(b_K)$  on  $\text{DFS}_n(K)$ . Together, the “above” and “below” constructions respectively provide independent  $su(t_K)$  and  $su(b_K)$  on  $\text{DFS}_n(K)$ . Finally, note that we did not really need both  $\mathbf{T}_{ij}^P$  and  $\mathbf{T}_{ij}^Q$ , since once we established independent action on the T-states, we could have just subtracted out this action when considering the B-states. Also, the specific choice of  $\mathbf{T}_{ij}^{P,Q}$  was rather arbitrary (though convenient): in fact almost any other diagonal interaction would do just as well.

## Mixing

In order to induce operations between the two sets of paths (from “above” and from “below”) that make up  $\text{DFS}_n(K)$  consider the effect of  $\mathbf{E}_{n-1,n}$ . This gate does not affect any paths that “ascend” two steps to  $(n, K)$  (corresponding to bitstrings ending in  $|00\rangle$ ) and paths that “descend” two steps (ending in  $|11\rangle$ ), but it flips the paths that pass from  $(n-2, K)$  via  $(n-1, K+1)$  with the paths from  $(n-2, K)$  via  $(n-1, K-1)$  [see Fig. (B.3)]. It does this for all DFSs simultaneously.

In order to get a full  $su(d_K)$  on  $\text{DFS}_n(K)$  we need to “mix”  $su(t_K)$  (on the T-states) and  $su(b_K)$  (on the B-states) which we already have. We show how to obtain an *independent*  $su(2)$  between a T-state and a B-state. By the Enlarging Lemma this generates  $su(d_K)$ .

Since  $n \geq 3$   $\text{DFS}_n(K)$  contains states terminating in  $|00\rangle$  and/or  $|11\rangle$ . Let us assume, without loss of generality, that states terminating in  $|00\rangle$  are present, and let  $|i\rangle$  be such a state (B-state). Let  $|j\rangle$  be a B-state not terminating in  $|00\rangle$ , and let  $|k\rangle = \mathbf{E}_{n-1,n}|j\rangle$  ( $|k\rangle$  is a T-state). Let  $\bar{\mathbf{Z}}_{ij} = |i\rangle\langle i| - |j\rangle\langle j| \in su(b_K)$ , and recall that we have *independent*  $su(b_K)$ . Then as is easily checked,  $i[\mathbf{E}_{n-1,n}, \bar{\mathbf{Z}}_{ij}] \equiv \bar{\mathbf{Y}}_{jk}$  yields  $\sigma_y$

between  $|j\rangle$  and  $|k\rangle$  *only*.<sup>3</sup> In addition,  $\bar{\mathbf{Z}}_{jk} \equiv \frac{i}{2}[\mathbf{E}_{n-1,n}, \bar{\mathbf{Y}}_{jk}]$  gives  $\sigma_z$  between  $|j\rangle$  and  $|k\rangle$ , thus completing a generating set for  $su(2)$  on the B-state  $|j\rangle$  and the T-state  $|k\rangle$ , that affects these two states only and annihilates all other states. This completes the proof.

To summarize, we have shown *constructively* that it is possible to generate the entire Lie algebra  $su(d_K)$  on a given weak collective-decoherence DFS $_n(K)$  of dimension  $d_K$ , from the elementary composition of the operations of scalar multiplication, addition, Lie-commutators (conjugation by unitaries was not necessary in the weak collective decoherence case). Moreover, this  $su(d_K)$  can be generated independently on each DFS, implying that universal quantum computation can be performed inside *each* DFS $_n(K)$ . Naturally, one would like to do this on the largest DFS. Since given the number of qubits  $n$  the dimensions of the DFSs are  $d_K = \binom{n}{K}$ , the largest DFS is the decoherence-free subspace  $K = 0$ . In principle it is possible, by virtue of the independence result, to universally quantum compute *in parallel* on all DFSs.

---

<sup>3</sup> Since  $\mathbf{E}_{n-1,n} = |i\rangle\langle i| + |k\rangle\langle j| + |j\rangle\langle k| + O$ , where  $O$  is some action on an orthogonal subspace.

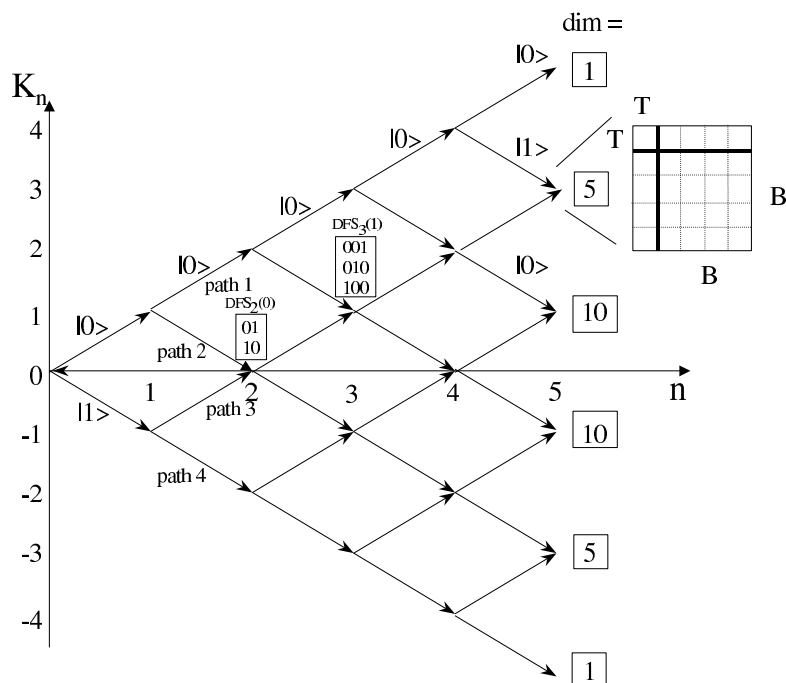


Figure B.1: *Graphical representation for visualizing the weak collective decoherence universality proof*

The horizontal axis marks the number of qubits. The vertical axis shows (number of 0's - number of 1's) in each state ( $K_n$ ). Each state in the standard basis thus corresponds to a path from the origin which follows the indicated arrows. The dimension of a DFS corresponds to the multiple pathways through which one can arrive at the same  $J_n$ . The DFSs are labeled by their values of  $n$  and  $K_n$ , as  $\text{DFS}_n(K_n)$ . The insert shows the matrix structure of operators acting on  $\text{DFS}_5(3)$ , in terms of Top (T) and Bottom (B) states (see text for definition of these). Note that there is only one T-state entering  $\text{DFS}_5(3)$ , whence the action of exchange is represented by a  $1 \times 1$  block.

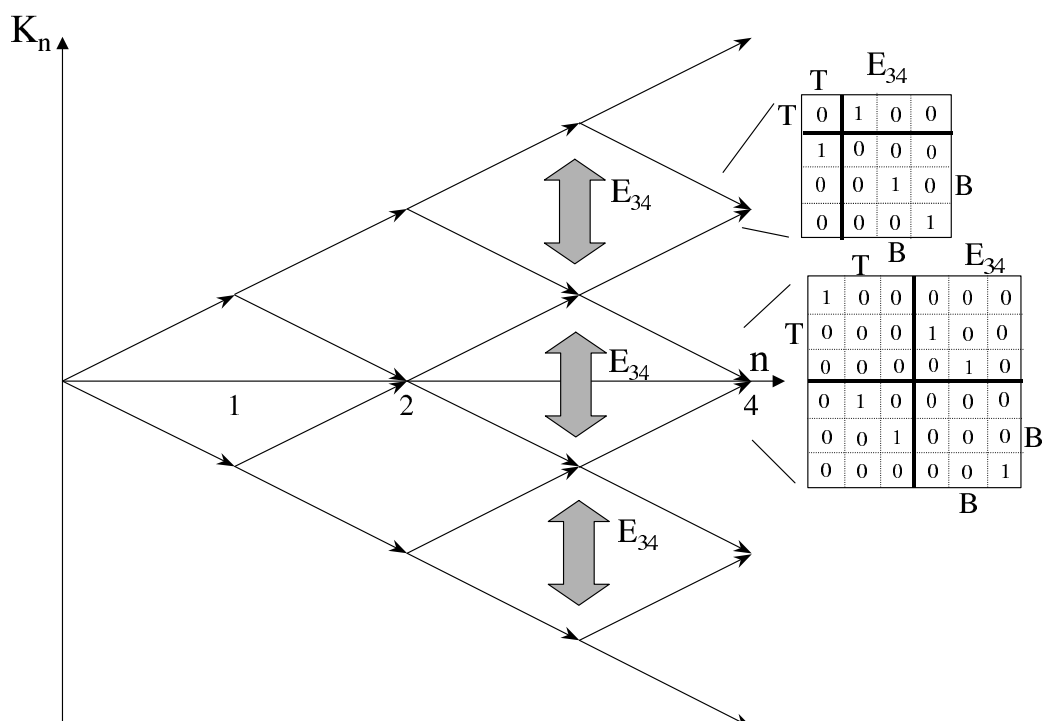


Figure B.2: *Graphical representation of the action of exchange on DFS states for weak collective decoherence*

Exchange acts to simultaneously flip different paths to a given  $\text{DFS}_n(K_n)$ . Axes and labels are as defined in Figure 1.  $E_{ij}$  denotes the exchange of the  $i$ -th and  $j$ -th qubits. The matrices displayed at right are the representations of  $E_{34}$  on  $\text{DFS}_4(0)$  (lower) and  $\text{DFS}_4(2)$  (upper).

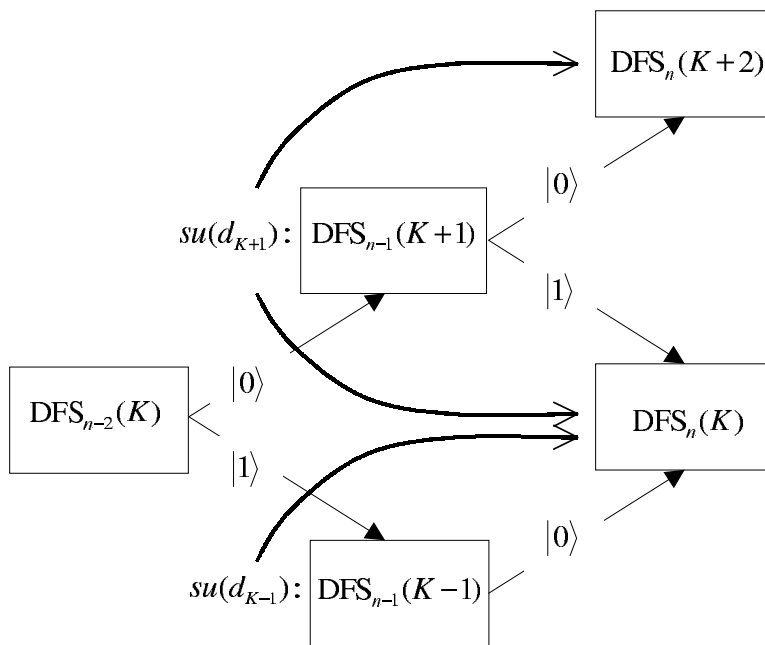


Figure B.3: *Detailed structure of the pathways connecting adjacent DFSs in the weak collective decoherence case*

The action of the different  $su$  Lie algebras is indicated by the superposed heavy arrows.  $\text{DFS}_n(K)$  denotes the DFS arising from  $n$  qubits and having eigenvalue  $K$ .

# Appendix C

## Proof of universality on the strong collective decoherence DFS

*What is now proved was once only imagined*

–William Blake

We begin by examining the action of the exchange interaction on the three and four qubit strong collective decoherence DFS.

### C.1 Quantum Computation on the $n = 3$ and $n = 4$ qubit strong collective decoherence DFS

We begin our discussion of universal quantum computation on strong collective decoherence DFSs by examining the simplest strong collective decoherence DFS which supports encoding of quantum information: the  $n = 3$  decoherence-free subsystem. We label these states by  $|J, \lambda, \mu\rangle$ . Recall that the  $J = 3/2$  irrep is not degenerate and the  $J = 1/2$  irrep has degeneracy 2. The  $J = 3/2$  states can be written as  $|\frac{3}{2}, 0, \mu\rangle$ , with  $\mu = m = \pm 3/2, \pm 1/2$ . Since the action of exchange does not depend on  $\mu$  (recall that it affects paths, i.e., the  $\lambda$  component only) it suffices to consider the action on the representative  $\mu = 3/2$  only:  $|111\rangle$ . Let us then explicitly calculate the action of exchanging the first two physical qubits on this state and the four  $J = 1/2$  states. Using Eq. (8.46):

$$\begin{aligned} \mathbf{E}_{12}|\frac{3}{2}, 0, \frac{3}{2}\rangle &= \mathbf{E}_{12}|111\rangle = |\frac{3}{2}, 0, \frac{3}{2}\rangle \\ \mathbf{E}_{12}|\frac{1}{2}, 0, 0\rangle &= \mathbf{E}_{12}\frac{1}{\sqrt{2}}(|010\rangle - |100\rangle) = \frac{1}{\sqrt{2}}(|100\rangle - |010\rangle) = -|\frac{1}{2}, 0, 0\rangle \\ \mathbf{E}_{12}|\frac{1}{2}, 0, 1\rangle &= \mathbf{E}_{12}\frac{1}{\sqrt{2}}(|011\rangle - |101\rangle) = \frac{1}{\sqrt{2}}(|101\rangle - |011\rangle) = -|\frac{1}{2}, 0, 1\rangle \end{aligned}$$

$$\begin{aligned}
\mathbf{E}_{12}|\frac{1}{2}, 1, 0\rangle &= \mathbf{E}_{12}\frac{1}{\sqrt{6}}(-2|001\rangle + |010\rangle + |100\rangle) = |\frac{1}{2}, 1, 0\rangle \\
\mathbf{E}_{12}|\frac{1}{2}, 1, 1\rangle &= \mathbf{E}_{12}\frac{1}{\sqrt{6}}(2|110\rangle - |101\rangle - |011\rangle) = |\frac{1}{2}, 1, 1\rangle.
\end{aligned} \tag{C.1}$$

Focusing just on the  $J = 1/2$  states, the exchange action on  $|\lambda\rangle \otimes |\mu\rangle$  can thus be written as:

$$\mathbf{E}_{12} = -\sigma_z \otimes \mathbf{I}. \tag{C.2}$$

Since the action of the  $\mathbf{S}_\alpha$  operators on the  $J = 1/2$  states is  $\mathbf{I}_{n_{1/2}} \otimes gl(2)$ , this explicit form for  $\mathbf{E}_{12}$  confirms that it has the expected structure of operators in the commutant of the algebra spanned by the  $\mathbf{S}_\alpha$ . It can also be seen that quantum information should be encoded in the  $|\lambda\rangle$  component.

Using similar algebra it is straightforward to verify that the effect of the three possible exchanges on the  $n = 3$  DFS states are given by:

$$\mathbf{E}_{12} = \begin{pmatrix} 1 & 0 & 0 \\ 0 & -1 & 0 \\ 0 & 0 & 1 \end{pmatrix} \quad \mathbf{E}_{23} = \begin{pmatrix} 1 & 0 & 0 \\ 0 & \frac{1}{2} & -\frac{\sqrt{3}}{2} \\ 0 & -\frac{\sqrt{3}}{2} & -\frac{1}{2} \end{pmatrix} \quad \mathbf{E}_{13} = \begin{pmatrix} 1 & 0 & 0 \\ 0 & \frac{1}{2} & \frac{\sqrt{3}}{2} \\ 0 & \frac{\sqrt{3}}{2} & -\frac{1}{2} \end{pmatrix}, \tag{C.3}$$

where the rows and columns of these matrices are labeled by the basis elements  $\{|J = 3/2, \lambda = 0\rangle, |J = 1/2, \lambda = 0\rangle, |J = 1/2, \lambda = 1\rangle\}$ . As expected from general properties of the commutant, the exchange operators do not mix the different  $J$  irreps. Now,

$$\begin{aligned}
\frac{1}{3}(\mathbf{E}_{12} + \mathbf{E}_{13} + \mathbf{E}_{23}) &= \begin{pmatrix} 1 & 0 & 0 \\ 0 & 0 & 0 \\ 0 & 0 & 0 \end{pmatrix} \\
\frac{1}{2}(-\mathbf{E}_{12} + \mathbf{E}_{13} + \mathbf{E}_{23}) &= \begin{pmatrix} 0 & 0 & 0 \\ 0 & 1 & 0 \\ 0 & 0 & -1 \end{pmatrix} \\
\frac{1}{\sqrt{3}}(\mathbf{E}_{13} - \mathbf{E}_{23}) &= \begin{pmatrix} 0 & 0 & 0 \\ 0 & 0 & 1 \\ 0 & 1 & 0 \end{pmatrix},
\end{aligned} \tag{C.4}$$

showing that the last two linear combinations of exchanges look like the Pauli  $\sigma_z$  and  $\sigma_x$  on  $\text{DFS}_3(1/2)$ . Using a standard Euler angle construction it is thus possible to perform any  $SU(2)$  gate on this DFS. Moreover, it is possible to act independently on  $\text{DFS}_3(3/2)$  and  $\text{DFS}_3(1/2)$ . In other words, we can perform  $U(1)$  on  $\text{DFS}_3(3/2)$  alone, and  $SU(2)$  on  $\text{DFS}_3(1/2)$  alone. Note, however, that at this point we cannot yet claim universal quantum computation on a register composed of clusters of  $\text{DFS}_3(J)$ 's ( $J$  constant) because we have not shown how to couple such clusters.

For  $n = 4$  the Hilbert space splits up into one  $J = 2$ -irrep [ $\text{DFS}_4(2)$ ], three  $J = 1$ -irreps [ $\text{DFS}_4(1)$ ], and two  $J = 0$ -irreps [ $\text{DFS}_4(0)$ ] – see Table (8.2). Direct calculation

of the effect of exchange on these DFSs shows that we can independently perform  $su(1)$  (i.e. zero),  $su(3)$ , and  $su(2)$ . In particular, we find that[9]:

$$\mathbf{X} = \frac{1}{\sqrt{3}}(\mathbf{E}_{23} - \mathbf{E}_{13}) \quad \mathbf{Y} = \frac{i}{2\sqrt{3}}[\mathbf{E}_{23} - \mathbf{E}_{13}, \mathbf{E}_{34}] \quad \mathbf{Z} = \frac{i}{2}[\mathbf{Y}, \mathbf{X}] = -\mathbf{E}_{12} \quad (\text{C.5})$$

act as the corresponding  $su(2)$  Pauli operators on  $\text{DFS}_4(0)$  only. Further, the following operators act independently on the  $J = 1$ -irreps (rows and columns are labeled by  $\lambda = 0, 1, 2$ . The action occurs simultaneously on all three  $\mu$  components corresponding to a given  $\lambda$ ):

$$\begin{aligned} \mathbf{Y}_{13} &= \frac{3i}{2\sqrt{2}}[\mathbf{E}_{12}, \mathbf{E}_{34}] = \begin{pmatrix} 0 & 0 & -i \\ 0 & 0 & 0 \\ i & 0 & 0 \end{pmatrix}, & \mathbf{X}_{13} &= \frac{i}{2}[\mathbf{E}_{12}, \mathbf{Y}_{13}] = \begin{pmatrix} 0 & 0 & 1 \\ 0 & 0 & 0 \\ 1 & 0 & 0 \end{pmatrix}, \\ \mathbf{Z}_{13} &= \frac{i}{2}[\mathbf{Y}_{13}, \mathbf{X}_{13}] = \begin{pmatrix} 1 & 0 & 0 \\ 0 & 0 & 0 \\ 0 & 0 & -1 \end{pmatrix}, & \mathbf{Y}_{23} &= \frac{2i}{\sqrt{3}}[\mathbf{E}_{23}, \mathbf{Z}_{13}] = \begin{pmatrix} 0 & 0 & 0 \\ 0 & 0 & -i \\ 0 & i & 0 \end{pmatrix}. \end{aligned} \quad (\text{C.6})$$

These operators clearly generate  $su(3)$ , and hence we have an independent  $SU(3)$  action on  $\text{DFS}_4(1)$ .

## C.2 Universal Quantum Computation on the $n \geq 5$ qubit strong collective decoherence DFSs

We are now ready to prove our central result: that *using only the two-body exchange Hamiltonians* every unitary operation can be performed on a strong collective decoherence DFS. More specifically:

**Theorem C.2.1** *For any  $n \geq 2$  qubits undergoing strong collective decoherence, there exist sets of Hamiltonians  $\mathbf{H}_J^n$  obtained from exchange interactions only via scalar multiplication, addition, Lie-commutator and unitary conjugation, acting as  $su(d_J)$  on the DFS corresponding to the eigenvalue  $J$ . Furthermore each set acts independently on this DFS only (i.e., with zeroes in the matrix representation corresponding to their action on the other DFSs).*

In preparation for the proof of this result let us note several useful facts:

(i) The exchange operators do not change the value of  $m$ , because they are in the commutant of  $\mathbf{A} = \{S_\alpha\}$ . Therefore in order to evaluate the action of the exchange operators on the different  $\text{DFS}_n(J)$  ( $n$  given) it is convenient to fix  $m$ , and in particular to work in the basis given by the maximal  $m$  value ( $m = J$ ). Expressions for these



“maximal” states in terms of  $|J_1, J_2, \dots, J_{n-2}; m\rangle$  and the single qubit states of the last two qubits are given in Appendix D.

(ii) Every  $(\mathbf{S}^{[k]})^2$  can be written as a sum of exchange operators and the identity operation. This follows from noting that the exchange operator can be expanded as

$$\mathbf{E}_{ij} = \frac{1}{2} \left( \mathbf{I} + \sigma_x^i \sigma_x^j + \sigma_y^i \sigma_y^j + \sigma_z^i \sigma_z^j \right), \quad (\text{C.7})$$

so that:

$$(\mathbf{S}^{[k]})^2 = k \left( 1 - \frac{k}{4} \right) \mathbf{I} + \frac{1}{2} \sum_{i \neq j=1}^k \mathbf{E}_{ij}. \quad (\text{C.8})$$

Thus  $(\mathbf{S}^{[k]})^2$  is a Hamiltonian which is at our disposal.

We are now ready to present our proof by induction. Recall the DFS dimensionality formula for  $n_J$ , Eq. (8.42). We assume that it is possible to perform  $su(n_J)$  on each of the different  $\text{DFS}_{n-1}(J)$  *independently* using only exchange operators and the identity Hamiltonian. Our construction above proves that this is true for 3 and 4 qubits. The assumption that the actions we can perform can be performed independently translates into the ability to construct Hamiltonians which annihilate all of the DFSs except a desired one on which they act as  $su(n_J)$ .

As in the weak collective decoherence case a specific  $\text{DFS}_n(J)$  of dimension  $n_J$  splits into states which are constructed by the subtraction of angular momentum from  $\text{DFS}_{n-1}(J+1/2)$  (T-states), or by the addition of angular momentum to  $\text{DFS}_{n-1}(J-1/2)$  (B-states) [see Fig. (C.2)]. Performing  $su(n_{J+1/2})$  on  $\text{DFS}_{n-1}(J+1/2)$  will simultaneously act on  $\text{DFS}_n(J)$  and  $\text{DFS}_n(J+1)$ . In other words,  $su(n_{J+1/2})$  on  $\text{DFS}_{n-1}(J+1/2)$  acts on both the B-states of  $\text{DFS}_n(J+1)$  and on the T-states of  $\text{DFS}_n(J)$ . We split the proof into three steps. In the first step we obtain an  $su(2)$  set of operators which acts only on  $\text{DFS}_n(J)$  and mixes particular B- and T-states. In the second step we expand the set of operators which mix B- and T-states to cover all possible  $su(2)$  algebras between any two B- and T-states. Finally, in the third step we apply a Mixing Lemma which shows that we can obtain the full  $su(n_J)$  (i.e., also mix B-states and mix T-states).

## T- and B-Mixing

There are two simple instances where there is no need to show independent action in our proof: (i) The (upper)  $J = n/2$  -irrep is always 1-dimensional, so the action on it is always trivial (i.e., the Hamiltonian vanishes and hence the action is independent by definition); (ii) For odd  $n$  the “lowest”  $\text{DFS}_n(1/2)$  is acted upon independently by the  $su(n_0)$  from  $\text{DFS}_{n-1}(0)$  [i.e.,  $su(n_0)$  cannot act “downward”]. In order to facilitate our construction we extend the notion of T and B-states one step further in the construction of the DFS. TB-states are those states which are constructed from T-states on  $(n-1)$ -qubits and from the B-states on  $n$ -qubit states [see Fig. (C.2)].

Similarly we can define the BT, TT, and BB-states:

$$|\text{TT}\rangle \equiv |J_1, \dots, J_{n-3}, J_n + 1, J_n + \frac{1}{2}, J_n; m = J_n\rangle = \begin{array}{c} \searrow \\ \searrow \end{array} \quad (\text{C.9})$$

$$|\text{BT}\rangle \equiv |J_1, \dots, J_{n-3}, J_n, J_n + \frac{1}{2}, J_n; m = J_n\rangle = \begin{array}{c} \nearrow \searrow \\ \nearrow \searrow \end{array}$$

$$|\text{TB}\rangle \equiv |J_1, \dots, J_{n-3}, J_n, J_n - \frac{1}{2}, J_n; m = J_n\rangle = \begin{array}{c} \searrow \nearrow \\ \searrow \nearrow \end{array}$$

$$|\text{BB}\rangle \equiv |J_1, \dots, J_{n-3}, J_n - 1, J_n - \frac{1}{2}, J_n; m = J_n\rangle = \begin{array}{c} \nearrow \nearrow \\ \nearrow \nearrow \end{array}. \quad (\text{C.10})$$

Every  $\text{DFS}_n(J)$  can be broken down into a direct sum of TT, BT, TB, and BB-states; e.g., as seen in Fig. (C.1), in  $\text{DFS}_6(1)$  there are 1 TT, 3 TB, 3 BT and 2 BB states. Note that for  $J = n/2 - 1$  there are no TT-states, for  $J = 0$  there are no BB and BT-states, for  $J = 1/2$  there are no BB-states, and otherwise there are as many TB as there are BT states,

At this point it is useful to explicitly give the action of exchange on the last two qubits of a strong collective decoherence DFS. Using Eq. (D.8) we find (assuming the existence of the given states, i.e.,  $n$  large enough and  $J$  not too large) the representation

$$\mathbf{E}_{n,n-1} = \begin{pmatrix} 1 & 0 & 0 & 0 \\ 0 & -\cos(\theta_{J+1}) & \sin(\theta_{J+1}) & 0 \\ 0 & \sin(\theta_{J+1}) & \cos(\theta_{J+1}) & 0 \\ 0 & 0 & 0 & 1 \end{pmatrix} \begin{array}{l} \text{TT} \\ \text{BT} \\ \text{TB} \\ \text{BB} \end{array} \quad (\text{C.11})$$

where  $\tan(\theta_J) = 2\sqrt{J(J+1)}$ . Thus exchange acts to transform the BT and TB states entering a given DFS into linear combinations of one another, while leaving invariant the BB and TT states.

Let us now consider the action of  $su(n_{J-1/2})$  from  $\text{DFS}_{n-1}(J-1/2)$  [see Fig. (C.2)]. It acts on  $\text{DFS}_n(J-1)$  and  $\text{DFS}_n(J)$  simultaneously. However, since the T-states of  $\text{DFS}_n(J-1)$  and the B-states of  $\text{DFS}_n(J)$  share the same set of quantum numbers  $\{J_1, \dots, J_{n-1}\}$ , the action of the  $su(n_{J-1/2})$  operators is identical on these two sets of states.

We first deal with the case where the number of BT-states of  $\text{DFS}_n(J)$  is greater than 1. As can be inferred from Fig. (C.1), this condition corresponds to  $J < n/2 - 1$  and  $n > 4$ . We will separately deal with the  $J = n/2 - 1$  case at the end of the proof. Let  $|a\rangle$  and  $|b\rangle$  be any two orthogonal BT-states of  $\text{DFS}_n(J)$  (i.e., states differing only by the paths on the first  $n - 2$  qubits). Corresponding to these are  $\{|a'\rangle, |b'\rangle\}$ : a pair of orthogonal BT-states of  $\text{DFS}_n(J)$ . One of the elements in  $su(n_{J-1/2})$  is the traceless operator  $\mathbf{C} = |a\rangle\langle a| - |b\rangle\langle b|$ , which we have at our disposal by the induction hypothesis. Consider  $i[\mathbf{E}_{n,n-1}, \mathbf{C}]$ : since  $\mathbf{E}_{n,n-1}$  acts as identity on BB states, even though  $\mathbf{C}$  has an action on  $\text{DFS}_n(J-1)$  the commutator acting on the BB states of  $\text{DFS}_n(J-1)$  vanishes. The action of  $i[\mathbf{E}_{n,n-1}, \mathbf{C}]$  on the BT and TB states can be

calculated by observing, using Eq. (C.11), that the matrix representations of  $\mathbf{C}$  and  $\mathbf{E}_{n,n-1}$  are, in the ordered  $\{|a'\rangle, |b'\rangle, |a\rangle, |b\rangle\}$  basis:

$$\begin{aligned}\mathbf{C} &= \text{diag}(0, 0, 1, -1) = \frac{1}{2} (\mathbf{I} \otimes \sigma_z - \sigma_z \otimes \sigma_z) \\ \mathbf{E}_{n,n-1} &= \begin{pmatrix} -\cos(\theta_J) & 0 & \sin(\theta_J) & 0 \\ 0 & -\cos(\theta_J) & 0 & \sin(\theta_J) \\ \sin(\theta_J) & 0 & \cos(\theta_J) & 0 \\ 0 & \sin(\theta_J) & 0 & \cos(\theta_J) \end{pmatrix} \\ &= -\cos(\theta_J)\sigma_z \otimes \mathbf{I} + \sin(\theta_J)\sigma_x \otimes \mathbf{I}.\end{aligned}\tag{C.12}$$

This yields:

$$i[\mathbf{E}_{n,n-1}, \mathbf{C}] = -\sin(\theta_J)\sigma_y \otimes \sigma_z = i\sin(\theta_J) ( -|a\rangle\langle a'| + |a'\rangle\langle a| + |b\rangle\langle b'| - |b'\rangle\langle b| ).\tag{C.13}$$

Now let  $|c\rangle$  be a TT-state of  $\text{DFS}_n(J)$ . Such a state always exists unless  $J = n/2 - 1$ , which is covered at the end of the proof. Then there is an operator  $\mathbf{D} = |a'\rangle\langle a'| - |c\rangle\langle c|$  in  $su(n_{J+1/2})$ .<sup>1</sup> It follows that:

$$\mathbf{X}_{aa'} \equiv \frac{1}{\sin(\theta_J)} i[i[\mathbf{E}_{n,n-1}, \mathbf{C}], \mathbf{D}] = |a\rangle\langle a'| + |a'\rangle\langle a|,\tag{C.14}$$

acts like an encoded  $\sigma_x$  on  $|a\rangle$  and  $|a'\rangle$  and annihilates all other states. Further, one can implement the commutator

$$\mathbf{Y}_{aa'} = i[\mathbf{X}_{aa'}, \mathbf{D}] = i(|a\rangle\langle a'| - |a'\rangle\langle a|),\tag{C.15}$$

which acts like an encoded  $\sigma_y$  on  $|a\rangle$  and  $|a'\rangle$ . Finally, one can construct  $\mathbf{Z}_{aa'} = i[\mathbf{X}_{aa'}, \mathbf{Y}_{aa'}] = |a\rangle\langle a| - |a'\rangle\langle a'|$ . Thus we have shown that for  $J < n/2 - 1$  we can validly (using only exchange Hamiltonians) perform  $su(2)$  operations between  $|a\rangle$ , a specific B-state and  $|a'\rangle$ , its corresponding T-state, on  $\text{DFS}_n(J)$  only.

### Extending the $su(2)$ 's

We now show that by using the operation of conjugation by a unitary we can construct  $su(2)$  between *any* two B and T-states. To see this recall Eq. (5.53), which allows one to take a Hamiltonian  $\mathbf{H}$  and turn it via conjugation by a unitary gate into the new Hamiltonian  $\mathbf{H}_{\text{eff}} = \mathbf{U}\mathbf{H}\mathbf{U}^\dagger$ . By the induction hypothesis we have at our disposal every  $SU$  gate which acts on the T-states of  $\text{DFS}_n(J)$  [and simultaneously acts on the B-states of  $\text{DFS}_n(J+1)$ ] and also every  $SU$  gate which acts on the B-states of  $\text{DFS}_n(J)$  [and simultaneously acts on the T-states of  $\text{DFS}_n(J-1)$ ]. Above we have shown how to construct  $\mathbf{X}$ ,  $\mathbf{Y}$ , and  $\mathbf{Z}$  operators between specific T- and B-states:

<sup>1</sup> We need to subtract  $|c\rangle\langle c|$  in order to obtain a traceless operator.

$|a'\rangle$  and  $|a\rangle$ . Let  $|i'\rangle$  and  $|i\rangle$  be some other T- and B-states of  $\text{DFS}_n(J)$ , respectively. Then we have at our disposal the gate  $\mathbf{P}_{i'i} = |a'\rangle\langle i'| + |i'\rangle\langle a'| + |a\rangle\langle i| + |i\rangle\langle a| + \mathbf{O}$  where  $\mathbf{O}$  is an operator which acts on a DFS other than  $\text{DFS}_n(J)$  (included to make  $\mathbf{P}_{i'i}$  an  $SU$  operator). It is simple to verify that

$$\mathbf{X}_{i'i} = \mathbf{P}_{i'i}\mathbf{X}_{aa'}\mathbf{P}_{i'i}^\dagger = |i'\rangle\langle i| + |i\rangle\langle i'|, \quad (\text{C.16})$$

which acts as an encoded  $\sigma_x$  between  $|i'\rangle$  and  $|i\rangle$ . Note that because  $\mathbf{X}_{aa'}$  only acts on  $\text{DFS}_n(J)$ ,  $\mathbf{X}_{i'i}$  will also only act on the same DFS. Similarly one can construct  $\mathbf{Y}_{i'i} = \mathbf{P}_{i'i}\mathbf{Y}_{aa'}\mathbf{P}_{i'i}^\dagger$  and  $\mathbf{Z}_{i'i} = \mathbf{P}_{i'i}\mathbf{Z}_{aa'}\mathbf{P}_{i'i}^\dagger$  which act, respectively, as encoded  $\sigma_y$  and  $\sigma_z$  on  $|i'\rangle$  and  $|i\rangle$ . Thus we have shown that one can implement every  $su(2)$  between any two T- and B-states in  $\text{DFS}_n(J)$ . Each of these  $su(2)$  operations is performed *independently* on  $\text{DFS}_n(J)$ .

### Mixing T- and B-States

Next we use a Lemma proved in Appendix D:

*Mixing Lemma:* Given is a Hilbert space  $\mathcal{H} = \mathcal{H}_1 \oplus \mathcal{H}_2$  where  $\dim \mathcal{H}_j = n_j$ . Let  $\{|i_1\rangle\}$  and  $\{|i_2\rangle\}$  be orthonormal bases for  $\mathcal{H}_1$  and  $\mathcal{H}_2$  respectively. If one can implement the operators  $\mathbf{X}_{i_1i_2} = |i_1\rangle\langle i_2| + |i_2\rangle\langle i_1|$ ,  $\mathbf{Y}_{i_1i_2} = i|i_1\rangle\langle i_2| - i|i_2\rangle\langle i_1|$ , and  $\mathbf{Z}_{i_1i_2} = |i_1\rangle\langle i_1| - |i_2\rangle\langle i_2|$ , then one can implement  $su(n_1 + n_2)$  on  $\mathcal{H}$ .

Above we have explicitly shown that we can obtain every  $\mathbf{X}_{i_1i_2}$ ,  $\mathbf{Y}_{i_1i_2}$ , and  $\mathbf{Z}_{i_1i_2}$  acting independently on  $\text{DFS}_n(J)$ . Thus direct application of the Mixing Lemma tells us that we can perform  $su(n_J)$  *independently* on this DFS.

*Special case of  $J = n/2 - 1$ :* We have neglected  $\text{DFS}_n(n/2 - 1)$  because it did not contain two different BT-states (nor a TT) state. The dimension of this DFS is  $n - 1$ . We now show how to perform  $su(n - 1)$  on this DFS using the fact that we have already established  $su(n_{J=n/2-2})$  on  $\text{DFS}_n(n/2 - 2)$ . First, note that by the induction hypothesis we can perform  $su(n_{J=n/2-3/2})$  independently on  $\text{DFS}_{n-1}(n/2 - 3/2)$ . As above, this action simultaneously affects  $\text{DFS}_n(n/2 - 1)$  and  $\text{DFS}_n(n/2 - 2)$ . However, since we can perform  $su(n_{J=n/2-2})$  on  $\text{DFS}_n(n/2 - 2)$ , we can subtract out the action of  $su(n_{J=n/2-3/2})$  on  $\text{DFS}_n(n/2 - 2)$ . Thus we can obtain  $su(n_{J=n/2-3/2})$  on all of the B-states of  $\text{DFS}_n(n/2 - 1)$ . But the exchange operator  $\mathbf{E}_{n,n-1}$  acts to mix the B-states with the single T-state of  $\text{DFS}_n(n/2 - 1)$ . Thus we can construct an  $su(2)$  algebra between that single-T state and a single B-state in a manner directly analogous to the above proof for  $J < n/2 - 1$ . Finally, by the Enlarging Lemma it follows that we can obtain  $su(n - 1)$  on  $\text{DFS}_n(n/2 - 1)$ .

This concludes the proof that the exchange interaction is independently universal on each of the different strong-collective-decoherence DFSs.

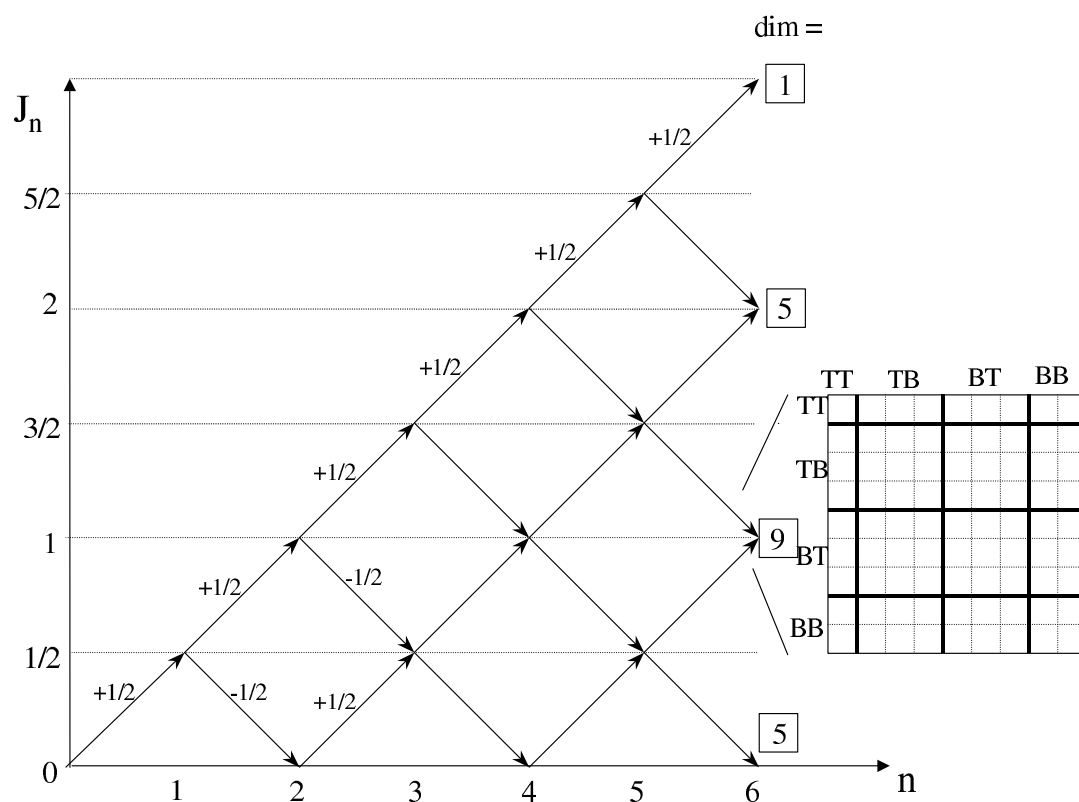


Figure C.1: *Graphical representation of DFS states for strong collective decoherence* The horizontal axis is the number of qubits,  $n$ , just as in Figure 1 for weak collective decoherence. The vertical axis is now the total angular momentum  $\mathbf{J}$  obtained by summing angular momenta of  $n$  spin  $1/2$  particles representing the  $n$  qubit, rather than just the  $z$ -component of this. The DFSs are denoted by  $\text{DFS}_n(J)$  as before. Each state in the DFS is represented by a pathway from the origin along the arrows as indicated. The insert shows the matrix structure of operators acting on  $\text{DFS}_6(1)$ , given in terms of TT, TB, BT, and BB-states.

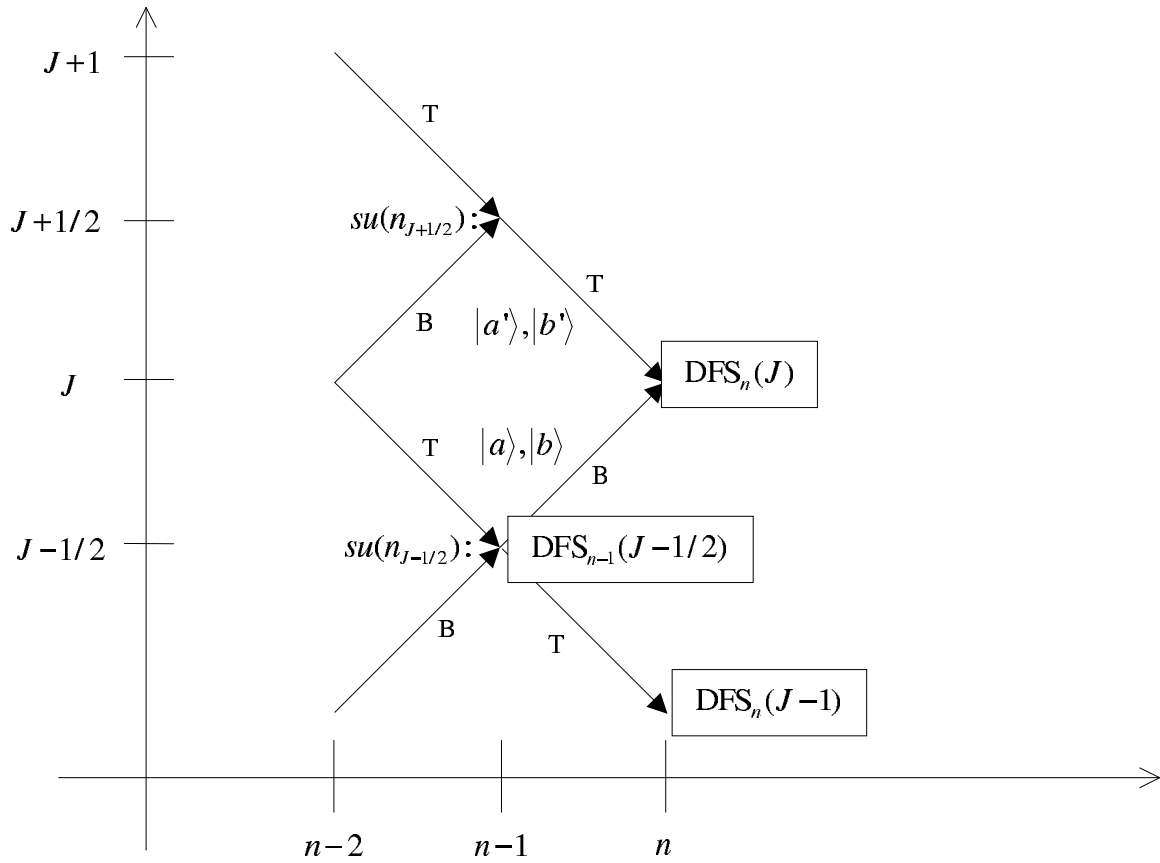


Figure C.2: Scheme for visualizing the inductive proof of universal computation using only the exchange Hamiltonian

TB- and BT-states of  $\text{DFS}_n(J)$  are indicated.  $su(n_{J-1/2})$  acts on  $\text{DFS}_n(J-1)$  and on  $\text{DFS}_n(J)$  via  $\text{DFS}_{n-1}(J-1/2)$ . See text in Section C.2 for details.

# Appendix D

## Lemmas and results for the collective universality proofs

Here we collect some lemmas and results which are used in the universality proofs for collective decoherence DFSs.

### D.1 Maximal- $m_J$ States of the Strong Collective Decoherence DFS

We show how to recursively express the  $n$ -particle total spin- $J$  states in terms of  $(n-1)$ -particle states. Let us focus on  $\text{DFS}_n(J)$  and in particular on the maximal- $m_J$  state in it:

$$|\psi\rangle = |J_1, \dots, J_{n-1}, J; m_J = J\rangle. \quad (\text{D.1})$$

In general ( $J \neq 0, n/2$ ) there are two kinds of states: bottom ( $|\psi\rangle_{\text{B}}$ ) and top ( $|\psi\rangle_{\text{T}}$ ) ones. The angular momentum addition rule that must be satisfied for adding a single spin- $\frac{1}{2}$  particle is that

$$m_{J_{n-1}} \pm \frac{1}{2} = m_J.$$

The B-state comes from adding a particle to the maximal  $m_J$  state in  $\text{DFS}_{n-1}(J-1/2)$ , which is:

$$|\text{B}\rangle = |J_1, \dots, J_{n-2}, J - \frac{1}{2}; m_{J_{n-1}} = J - \frac{1}{2}\rangle. \quad (\text{D.2})$$

There is only one way to go from  $|\text{B}\rangle$  to  $|\psi\rangle_{\text{B}}$ , namely to add  $1/2$  to  $m_{J_{n-1}} = J - \frac{1}{2}$  in order to obtain  $m_J = J$ . Thus

$$|\psi\rangle_{\text{B}} = |\text{B}\rangle \left| \frac{1}{2}, \frac{1}{2} \right\rangle, \quad (\text{D.3})$$

where  $|\frac{1}{2}, \frac{1}{2}\rangle$  is the single-particle spin-up state. The situation is different for the T-state, which is constructed by adding a particle to

$$|\mathbf{T}_\pm\rangle = |J_1, \dots, J_{n-2}, J + \frac{1}{2}; m_{J_{n-1}} = J \pm \frac{1}{2}\rangle. \quad (\text{D.4})$$

These two possibilities give:

$$|\psi\rangle_{\mathbf{T}} = \alpha|\mathbf{T}_+\rangle|\frac{1}{2}, -\frac{1}{2}\rangle + \beta|\mathbf{T}_-\rangle|\frac{1}{2}, \frac{1}{2}\rangle. \quad (\text{D.5})$$

To find the coefficients  $\alpha$  and  $\beta$ , we use the collective raising operator  $\mathbf{S}_+ = \mathbf{S}_x + i\mathbf{S}_y$ , where we recall that  $\mathbf{s}_\alpha^{(k)} = \frac{1}{2}\sum_{i=1}^k \sigma_\alpha^i$ . Since  $|\psi\rangle$  is a maximal- $m_J$  state it is annihilated by  $\mathbf{s}_+ \equiv \mathbf{S}_\alpha^{(n)}$ . Similarly,  $|\mathbf{T}_+\rangle$  is annihilated by  $\mathbf{S}_+^{(n-1)}$ . Therefore, since  $\mathbf{S}_+ = \mathbf{S}_+^{(n-1)} + \frac{1}{2}\sigma_+^n$ :

$$\begin{aligned} \mathbf{S}_+|\mathbf{T}_+\rangle|\frac{1}{2}, -\frac{1}{2}\rangle &= |\mathbf{T}_+\rangle|\frac{1}{2}, \frac{1}{2}\rangle \\ \mathbf{S}_+|\mathbf{T}_-\rangle|\frac{1}{2}, \frac{1}{2}\rangle &= \sqrt{2J+1}|\mathbf{T}_+\rangle|\frac{1}{2}, \frac{1}{2}\rangle, \end{aligned}$$

where in the second line we used the elementary raising operator formula  $\mathbf{J}_+|j, m\rangle = [j(j+1) - m(m+1)]^{1/2}|j, m+1\rangle$  with  $j = J + \frac{1}{2}$  and  $m = J - \frac{1}{2}$ . Application of  $\mathbf{S}_+$  to Eq. (D.5) thus yields:

$$\alpha + \sqrt{2J+1}\beta = 0. \quad (\text{D.6})$$

Hence, up to an arbitrary phase choice, we find that

$$\alpha = -\sqrt{\frac{2J+1}{2J+2}} \quad \beta = \frac{1}{\sqrt{2J+2}}. \quad (\text{D.7})$$

The special cases of  $J = 0, n/2$  differ only in that the corresponding DFSs support just T- and B-states, respectively. The calculation of the coefficients, therefore, remains the same.

In a similar manner one can carry the calculation one particle deeper. Doing this we find for the maximal- $m_J$  states (provided they exist):

$$\begin{aligned} |\mathbf{TT}\rangle &\equiv |J_1, \dots, J_{n-3}, J+1, J+\frac{1}{2}, J; m_J = J\rangle \\ &= \sqrt{\frac{2J+1}{2J+3}}|J_1, \dots, J_{n-3}, J+1; m_{J_{n-2}} = J+1\rangle|\frac{1}{2}, -\frac{1}{2}\rangle|\frac{1}{2}, -\frac{1}{2}\rangle \\ &\quad - \sqrt{\frac{2J+1}{(2J+2)(2J+3)}}|J_1, \dots, J_{n-3}, J+1; m_{J_{n-2}} = J\rangle \\ &\quad \times \left( |\frac{1}{2}, \frac{1}{2}\rangle|\frac{1}{2}, -\frac{1}{2}\rangle + |\frac{1}{2}, -\frac{1}{2}\rangle|\frac{1}{2}, \frac{1}{2}\rangle \right) \end{aligned}$$



$$\begin{aligned}
& + \sqrt{\frac{2}{(2J+2)(2J+3)}} |J_1, \dots, J_{n-3}, J+1; m_{J_{n-2}} = J-1\rangle \\
& \times \left| \frac{1}{2}, \frac{1}{2} \right\rangle \left| \frac{1}{2}, \frac{1}{2} \right\rangle \\
|BT\rangle & \equiv |J_1, \dots, J_{n-3}, J, J + \frac{1}{2}, J; m_J = J\rangle \\
& = -\sqrt{\frac{2J+1}{2J+2}} |J_1, \dots, J_{n-3}, J; m_{J_{n-2}} = J\rangle \left| \frac{1}{2}, \frac{1}{2} \right\rangle \left| \frac{1}{2}, -\frac{1}{2} \right\rangle \\
& + \frac{1}{\sqrt{(2J+2)(2J+1)}} |J_1, \dots, J_{n-3}, J; m_{J_{n-2}} = J\rangle \left| \frac{1}{2}, -\frac{1}{2} \right\rangle \left| \frac{1}{2}, \frac{1}{2} \right\rangle \\
& + \sqrt{\frac{2J}{(2J+1)(2J+2)}} |J_1, \dots, J_{n-3}, J; m_{J_{n-2}} = J-1\rangle \left| \frac{1}{2}, \frac{1}{2} \right\rangle \left| \frac{1}{2}, \frac{1}{2} \right\rangle \\
|TB\rangle & \equiv |J_1, \dots, J_{n-3}, J, J - \frac{1}{2}, J; m_J = J\rangle \\
& = -\sqrt{\frac{2J}{2J+1}} |J_1, \dots, J_{n-3}, J; m_{J_{n-2}} = J\rangle \left| \frac{1}{2}, -\frac{1}{2} \right\rangle \left| \frac{1}{2}, \frac{1}{2} \right\rangle \\
& + \frac{1}{\sqrt{2J+1}} |J_1, \dots, J_{n-3}, J; m_{J_{n-2}} = J-1\rangle \left| \frac{1}{2}, \frac{1}{2} \right\rangle \left| \frac{1}{2}, \frac{1}{2} \right\rangle \\
|BB\rangle & \equiv |J_1, \dots, J_{n-3}, J-1, J - \frac{1}{2}, J; m_J = J\rangle \\
& = |J_1, \dots, J_{n-3}, J-1; m_{J_{n-2}} = J-1\rangle \left| \frac{1}{2}, \frac{1}{2} \right\rangle \left| \frac{1}{2}, \frac{1}{2} \right\rangle. \tag{D.8}
\end{aligned}$$

Caution must be exercised in using these expressions near the boundary of Table (8.2), where some of the states may not exist.

## D.2 Enlarging Lemma

Let  $\mathcal{H}$  be a Hilbert space of dimension  $d$  and let  $|i\rangle \in \mathcal{H}$ . Assume we are given a set of Hamiltonians  $\mathbf{H}_1$  that generates  $su(d-1)$  on the subspace of  $\mathcal{H}$  that does not contain  $|i\rangle$ , and another set  $\mathbf{H}_2$  that generates  $su(2)$  on the subspace of  $\mathcal{H}$  spanned by  $\{|i\rangle, |j\rangle\}$ , where  $|j\rangle$  is another state in  $\mathcal{H}$ . Then  $[\mathbf{H}_1, \mathbf{H}_2]$  (all commutators) generates  $su(d)$  on  $\mathcal{H}$  under closure as a Lie-algebra.

Proof: We explicitly construct the Lie-algebra  $su(d)$  with the given Hamiltonians. Let  $\tilde{\mathcal{H}} \subset \mathcal{H}$  be the  $d-1$  dimensional subspace  $\mathbf{H}_1$  acts on. Let us show that we can generate  $su(2)$  between  $|k\rangle \in \tilde{\mathcal{H}}$  and  $|i\rangle$ .

Let  $\mathbf{X}_{ij} \equiv |i\rangle\langle j| + |j\rangle\langle i| \in \mathbf{H}_2$  and  $\mathbf{X}_{jk} \equiv |j\rangle\langle k| + |k\rangle\langle j| \in \mathbf{H}_1$ . Then

$$\mathbf{Y}_{ik} \equiv i[\mathbf{X}_{jk}, \mathbf{X}_{ij}] = -i|i\rangle\langle k| + i|k\rangle\langle i| \tag{D.9}$$

acts as  $\sigma_y$  on the states  $|i\rangle, |k\rangle$ . Similarly

$$\mathbf{X}_{ik} \equiv i[\mathbf{Y}_{ij}, \mathbf{X}_{jk}] = |i\rangle\langle k| + |k\rangle\langle i| \quad (\text{D.10})$$

yields  $\sigma_x$  on the space spanned by  $|i\rangle, |k\rangle$ . These two operations generate  $su(2)$  on  $|i\rangle, |k\rangle$  for all  $|k\rangle$  in the subspace of  $\mathcal{H}$  that does not contain  $|i\rangle$ . The Mixing Lemma gives the desired result together with the observation that there we only use elements in  $[\mathbf{H}_1, \mathbf{H}_2]$ .

### D.3 Mixing Lemma

Consider the division of an  $n$  dimensional Hilbert space  $\mathcal{H}$  into a direct sum of two subspaces  $\mathcal{H}_1 \oplus \mathcal{H}_2$  of dimensions  $n_1$  and  $n_2$  respectively. Suppose that  $|i_n\rangle$  is an orthonormal basis for  $\mathcal{H}_n$ . Then the Lie algebras generated by  $\mathbf{X}_{i_1, i_2} = |i_1\rangle\langle i_2| + |i_2\rangle\langle i_1|$ ,  $\mathbf{Y}_{i_1, i_2} = i|i_1\rangle\langle i_2| - i|i_2\rangle\langle i_1|$ , and  $\mathbf{Z}_{i_1, i_2} = |i_1\rangle\langle i_1| - |i_2\rangle\langle i_2|$  generate  $su(n)$ .

Proof: We explicitly construct the elements of  $su(n)$ . Consider  $i[\mathbf{X}_{i_1, i_2}, \mathbf{Y}_{j_1, j_2}]$ . Clearly, if  $i_1 \neq i_2 \neq j_1 \neq j_2$  this equals zero and if  $i_1 = j_1$  and  $i_2 = j_2$  then this commutator is  $-\mathbf{Z}_{i_1, i_2}$ . If, however,  $i_1 = j_1$  and  $i_2 \neq j_2$  this becomes

$$i[\mathbf{X}_{i_1, i_2}, \mathbf{Y}_{i_1, j_2}] = -|i_2\rangle\langle j_2| - |j_2\rangle\langle i_2|. \quad (\text{D.11})$$

Similarly:

$$i[\mathbf{X}_{i_1, i_2}, \mathbf{Y}_{j_1, i_2}] = |i_1\rangle\langle j_1| + |j_1\rangle\langle i_1|. \quad (\text{D.12})$$

Thus every  $|i_k\rangle\langle j_l| + |j_l\rangle\langle i_k|$  is in the Lie algebra. Similarly,  $i[\mathbf{X}_{i_1, i_2}, \mathbf{X}_{j_1, j_2}]$  yields

$$\begin{aligned} i[\mathbf{X}_{i_1, i_2}, \mathbf{X}_{i_1, j_2}] &= i|i_2\rangle\langle j_2| - i|j_2\rangle\langle i_2| \\ i[\mathbf{X}_{i_1, i_2}, \mathbf{X}_{j_1, i_2}] &= i|i_1\rangle\langle j_1| - i|j_1\rangle\langle i_1|. \end{aligned} \quad (\text{D.13})$$

Thus every  $i|i_k\rangle\langle j_l| - i|j_l\rangle\langle i_k|$  is in the Lie algebra. Taking the commutator of these with the  $|i_k\rangle\langle j_l| + |j_l\rangle\langle i_k|$  operators finally yields every  $|i_k\rangle\langle j_l| - |j_l\rangle\langle i_k|$ . Since  $su(n)$  can be decomposed into a sum of overlapping  $su(2)$ 's[36], the Lie algebra is the entire  $su(n)$ , as claimed.

## Appendix E

# Controlled-phase on the four qubit strong collective decoherence DFS

In this Appendix we provide an analytically derived gate sequence for performing a controlled-phase between the two four qubit strong collective decoherence DFSs. This sequence of operations was derived with the guidance of two insights. The first insight comes from Eq. (D.8). This equation describes how nearest neighbor exchange interactions act nontrivially to mix only  $BT$  and  $TB$  pathways. The second insight comes that executing  $(\mathbf{S}^{[k]})^2$  can be executed as a sum of exchanges on the first  $k$  qubit and this can be used to subtract out the diagonal element of Eq. (D.8) on the  $TB$  and  $BT$  pathways. This allows us to construct evolutions which flip between the different basis states of the strong DFS basis (recall Section 8.6.1).

In Figure E we present the evolution of two conjoined four qubit strong collective decoherence DFSs under that action of the following operators

$$\begin{aligned}
 \mathbf{U}_1 &= \exp \left[ \frac{i\pi}{\sqrt{3}} \left( \mathbf{E}_{45} + \frac{1}{2} (\mathbf{E}_{12} + \mathbf{E}_{13} + \mathbf{E}_{14} + \mathbf{E}_{23} + \mathbf{E}_{24} + \mathbf{E}_{34}) \right) \right] \\
 \mathbf{U}_2 &= \exp \left[ \frac{i\pi}{4\sqrt{2}} \left( -3\mathbf{E}_{56} - \frac{2}{3} (\mathbf{E}_{68} + \mathbf{E}_{68} + \mathbf{E}_{78}) \right) \right] \\
 \mathbf{U}_3 &= \exp \left[ \frac{i\pi}{4\sqrt{2}} \left( -3\mathbf{E}_{34} - \frac{2}{3} (\mathbf{E}_{12} + \mathbf{E}_{13} + \mathbf{E}_{32}) \right) \right] \\
 \mathbf{U}_4 &= \exp \left[ \frac{i\pi}{\sqrt{3}} \left( \mathbf{E}_{23} + \frac{1}{2} \mathbf{E}_{12} \right) \right] \\
 \mathbf{U}_5 &= \exp \left[ \frac{i\pi}{\sqrt{3}} \left( \mathbf{E}_{67} + \frac{1}{2} \mathbf{E}_{78} \right) \right],
 \end{aligned}$$

and also the slightly more mysterious

$$\mathbf{U}_A = \exp \left[ -\frac{i}{2} \cos^{-1} \left( -\frac{1}{3} \right) \mathbf{E}_{45} \right]$$

$$\begin{aligned}
\mathbf{U}_B &= \exp \left[ -\frac{i\pi}{2} (\mathbf{E}_{12} + \mathbf{E}_{13} + \mathbf{E}_{14} + \mathbf{E}_{23} + \mathbf{E}_{24} + \mathbf{E}_{34}) \right] \\
\mathbf{U}_6 &= \mathbf{U}_A \mathbf{U}_B \mathbf{U}_A^\dagger \mathbf{U}_B^\dagger \mathbf{U}_A \mathbf{U}_B \mathbf{U}_A^\dagger \mathbf{U}_B^\dagger.
\end{aligned} \tag{E.1}$$

In Figure E we demonstrate the result of these gates on the original DFS states. This figure is accurate up to single qubit phases (i.e. phases which can be generated by single qubit rotations). The first five  $\mathbf{U}_i$  acts imply to manipulate the encoded basis states to new strong DFS basis states. The final  $\mathbf{U}_6$  was discovered by noting that after the basis states have been transferred to the indicated strong DFS basis states,  $\mathbf{E}_{45}$  acts to mix two of these basis states with other strong DFS basis states and  $\mathbf{E}_{12} + \mathbf{E}_{13} + \mathbf{E}_{14} + \mathbf{E}_{23} + \mathbf{E}_{24} + \mathbf{E}_{34}$  acts as a phase on these strong basis states.

In order to limit the total number of gates, one can further note that  $\mathbf{U}_2$  and  $\mathbf{U}_3$  can be executed at the same time as can  $\mathbf{U}_4$  and  $\mathbf{U}_5$  because these gates operate on completely separate qubits. Thus in Figure E we present the layout for this quantum circuit and from this diagram it becomes obvious that  $\mathbf{U}_4$  is not needed in the gate array.

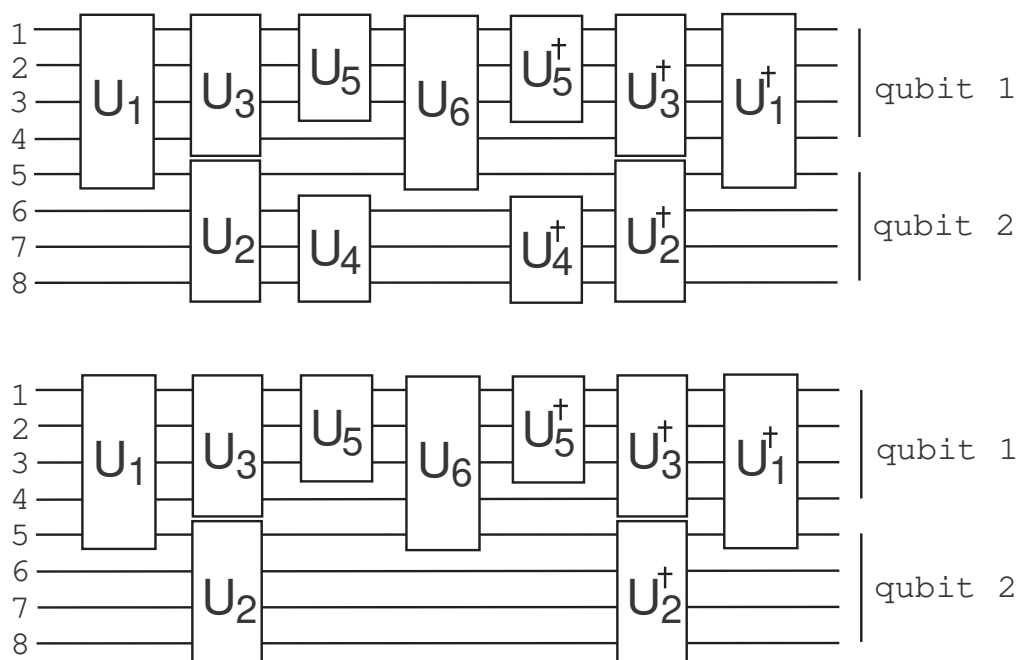


Figure E.1: *Encoded controlled-phase gate sequence*

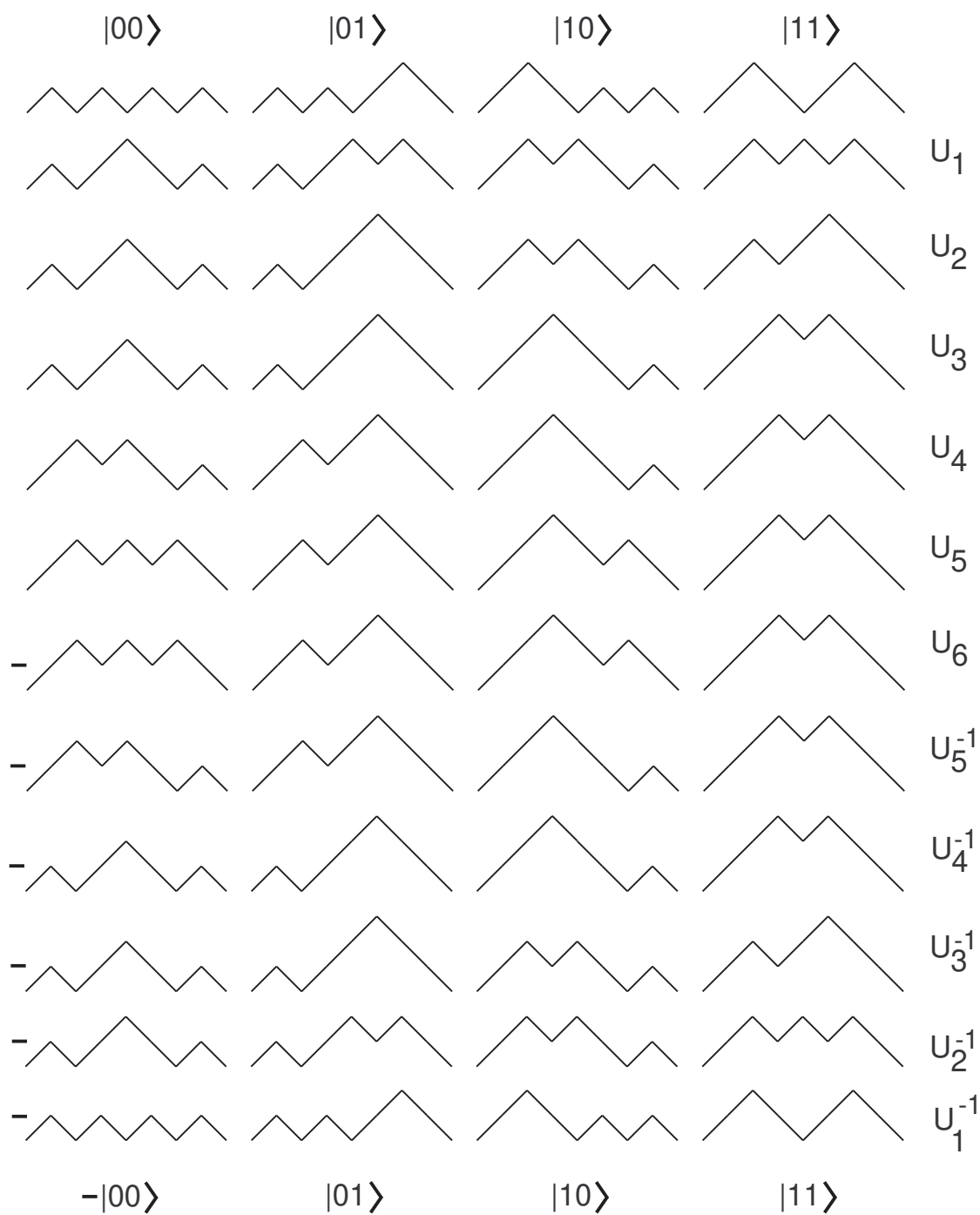


Figure E.2: *Controlled-phase diagram demonstrating the usefulness of the strong collective decoherence basis*