

A natural two-qubit gate for quantum computation using the XY interaction

Norbert Schuch* and Jens Siewert†

Institut für Theoretische Physik, 93040 Regensburg, Germany

(Dated: May 21, 2019)

It depends on the two-qubit interaction Hamiltonian of a given physical implementation which two-qubit gate can be realized easily. The CNOT gate is of special interest. With certain interaction Hamiltonians more than one two-qubit operation is required to realize CNOT, for example with the XY interaction. Here we propose a two-qubit gate for the XY interaction which combines CNOT with the SWAP operation. By means of this gate quantum circuits can be implemented efficiently, even if only nearest-neighbor qubits can be coupled.

PACS numbers: 03.67.Lx

I. INTRODUCTION

It is well known that there are universal sets of quantum gates which are sufficient to perform any unitary operation on an arbitrary number of qubits. For example, it has been shown that arbitrary one-bit operations together with a non-trivial two-qubit gate provide such a set [1]. Clearly, in order to perform a computation with three or more qubits the computer needs to be capable of performing two-qubit operations between arbitrary pairs of qubits.

One possible universal set of gates is the set of arbitrary one-bit operations (i.e. all unitary transformations of a single qubit) together with the two-bit controlled NOT gate (CNOT) [2]. The CNOT operation is especially interesting since, to a certain extent, it can be treated as a “classical” gate originating from classical reversible computation. Gates of this type are important since there are schemes which can be directly transferred from classical reversible computation to quantum circuits. Thus the CNOT gate has become an ubiquitous reference in the design of quantum circuits. Correspondingly, the universality of a certain hardware setup is often demonstrated by providing ways how to obtain the CNOT gate (as well as arbitrary one-bit gates) by controlled manipulations of the system parameters.

Typically the formal solution for a computational task (e.g., a complex operation on several qubits, an error correction protocol etc.) is given in terms of a sequence of one-bit gates and CNOT operations. For practical reasons it is desirable to optimize these sequences according to certain criteria such as, e.g., the number of operations. On the one hand this helps to do as many computational steps as possible within a finite decoherence time, and on the other hand it renders the computation more stable with respect to computational errors.

The existence of a formal solution, however, does not mean that it can be implemented directly in a physical system. There are certain—rather general—hardware-

related issues which have to be considered before. In quantum circuits for complex computational tasks it is assumed that two-qubit operations can be performed on *any* pair of qubits, i.e., that each qubit can be coupled with any other qubit. While for many practical implementations it is possible to couple each qubit to a few others it often appears difficult to realize a uniform (and tunable) coupling for *any* pair of qubits.

From a formal point of view, this is not a problem. Even if there is only nearest-neighbor coupling, two arbitrary qubits can be brought to interaction by consecutively swapping one of them with its nearest neighbor until the two considered qubits are next to each other. Then the two-bit operation is carried out and the swapping is reversed. However, from a practical point of view this workaround is rather unsatisfactory since it increases the number of operations and hence the length of the sequence considerably.

Apart from the “range of the interaction” there is another important issue related to the coupling. It depends on the microscopic coupling Hamiltonian whether or not it is simple to implement the CNOT gate (in particular, whether more than one “elementary” two-qubit gate is required to realize CNOT, see the discussion below). This seems to favor certain kinds of couplings with respect to others right from the start.

The aim of this work is to show that such hardware-related difficulties in practice may be overcome by adapting the design of the quantum circuits under consideration. While hardware properties seem to render the implementation more difficult we demonstrate that by combining just these properties an efficient implementation can be achieved. The paper is organized as follows. After introducing notations (Section II), we discuss possible interaction Hamiltonians for two qubits and the corresponding “elementary gates” (Section III). In Section IV we consider the properties of the so-called iSWAP gate in more detail. This gate appears to be a natural choice for the elementary two-qubit gate if the coupling is given by the XY interaction. Finally we present two examples how complex networks can be implemented efficiently for the case that only nearest-neighbor XY coupling is available (Section V).

*Electronic address: norbert.schuch@physik.uni-regensburg.de

†Electronic address: jens.siewert@physik.uni-regensburg.de

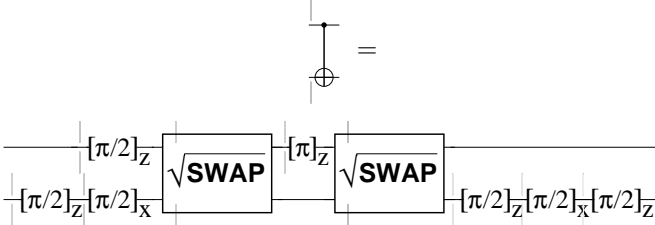
the natural two-bit operation since

$$\exp \left[-i \mathcal{H}_{i,j}^{ZZ} (E_{i,j}^{ZZ}) \frac{\pi}{E_{i,j}^{ZZ}} \right] = e^{i\pi/4} \begin{pmatrix} 1 & & \\ & -i & \\ & & -i \\ & & & 1 \end{pmatrix}$$

is equivalent to CNOT up to one-bit operations as shown in Ref. [12]. As opposed to this, the Heisenberg interaction does not yield the CNOT operation directly, while

$$\exp \left[-i \mathcal{H}_{i,j}^{JJ} (E_{i,j}^{JJ}) \frac{\pi}{E_{i,j}^{JJ}} \right] = e^{i\pi/4} \begin{pmatrix} 1 & & \\ & 0 & 1 \\ & 1 & 0 \\ & & & 1 \end{pmatrix}$$

corresponds to the SWAP operation. Since SWAP cannot entangle two qubits one has to use alternative ways to produce CNOT, e.g., via the square root of SWAP (briefly denoted by $\sqrt{\text{SWAP}}$) which can be obtained by applying the Heisenberg Hamiltonian only for a time $0.5 \pi \hbar / E_{i,j}^{JJ}$. Then CNOT can be generated [3] via



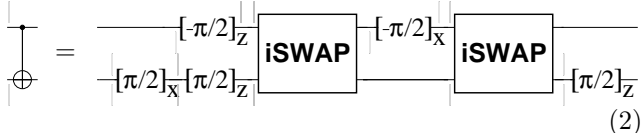
However, here $\sqrt{\text{SWAP}}$ has to be applied twice: as it has been shown in Ref. [12] the CNOT gate *cannot* be constructed by applying a $\mathcal{H}_{i,j}^{JJ}$ -based gate only once. The converse is true for the construction of the SWAP operation using the ZZ interaction: while CNOT can be obtained in one step, SWAP requires two two-bit operations.

In the same reference it has been proven that the XY interaction Hamiltonian $\mathcal{H}_{i,j}^{XY}$ can *neither* generate the CNOT operation *nor* the SWAP operation by applying an XY-based gate only once. Nevertheless it is sufficient to build a CNOT gate. An appropriate “elementary” two-bit gate is the iSWAP operation which is obtained by applying $\mathcal{H}_{i,j}^{XY} (E_{i,j}^{XY})$ for a time $t = \pi \hbar / E_{i,j}^{XY}$:

$$\boxed{\text{iSWAP}} := \begin{pmatrix} 1 & & \\ & 0 & i \\ & i & 0 \\ & & & 1 \end{pmatrix} = \exp \left[-i \mathcal{H}_{i,j}^{XY} (E_{i,j}^{XY}) \frac{\pi}{E_{i,j}^{XY}} \right].$$

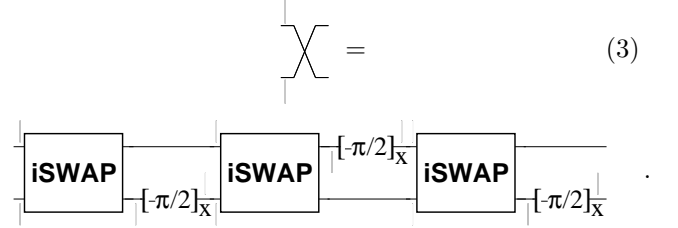
It has been noticed before that this gate is useful in order to generate more complex quantum operations [13, 14, 15].

By applying the iSWAP gate twice, the CNOT operation can be constructed



We mention that, in terms of operation time, this sequence takes a time of about $4 \pi \hbar / E_{\text{typ}}$ if we assume a typical energy scale of E_{typ} for all the energies in the Hamiltonian. In complex circuits, the length of the sequence can be reduced by noting that the “outer” one-bit operations partially cancel out with preceding or subsequent one-bit gates.

Of course, the SWAP operation can be built with iSWAP gates – either by substituting Eq. (2) in Eq. (1), or by applying the following sequence (which is considerably shorter):



We mention that there exists also a proposal how to build the CNOT gate by using $\sqrt{\text{iSWAP}}$ (see Ref. [10]).

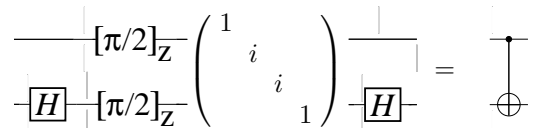
IV. A NATURAL GATE FOR THE XY INTERACTION

In the following we focus on the XY interaction. As we have seen it can be used to generate a two-qubit gate which (together with single-bit rotations) is sufficient for universal quantum computation. However, neither CNOT nor SWAP can be realized directly by using only the interaction part of the Hamiltonian, in contrast to the ZZ and the Heisenberg interaction. Now we are asking whether there exists a “natural” two-qubit operation similar to CNOT also for the XY-interaction, i.e. a gate which can be viewed as the quantum case of a classical reversible operation like the CNOT or the SWAP gate.

By analyzing the matrix of the iSWAP gate we see that it can be decomposed as

$$\text{iSWAP} = \begin{pmatrix} 1 & & \\ & 0 & i \\ & i & 0 \\ & & & 1 \end{pmatrix} = \begin{pmatrix} 1 & & \\ & i & \\ & & i \\ & & & 1 \end{pmatrix} \cdot \begin{pmatrix} 1 & & \\ & 0 & 1 \\ & 1 & 0 \\ & & & 1 \end{pmatrix}.$$

The second matrix represents the SWAP operation while the first matrix is equivalent to CNOT up to one-bit operations since



Thus it follows that the iSWAP gate is equivalent to a

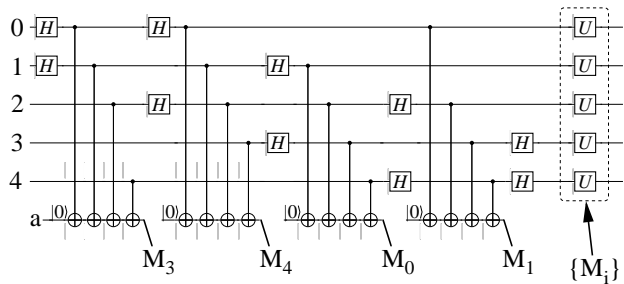


FIG. 1: The five-bit error correction network as suggested by DiVincenzo and Shor in [16]. The protected qubit state is encoded in the qubits 0 to 4, and the measurements M_i of the ancilla yield the error syndrome which determines the correction operations U . Instead of a single ancilla it is equally possible to use four different ancillae such that each measurement is performed on a (physically) different ancilla.

a combination of the Toffoli gate and SWAP analogously to CNS. In fact, by replacing some of the CNOTs by CNS gates in the Toffoli network in Eq. (4) every possible permutation of the input bits can be achieved (amusingly, *except* the constant permutation), so one could try to exploit this in more complex circuits the same way as the fact that CNS is a combination of CNOT and SWAP.

Secondly, in quantum computing there are numerous circuits which first execute a sequence and then repeat the operations in the reverse order, e.g., to reset some ancilla qubits. In this case swapping of two qubits is often irrelevant (for examples of such circuits, see the network for the N -bit Toffoli gate in Ref. [2] or the circuit of the quantum adder in Ref. [17]).

B. A five-bit error-correcting code

As a more advanced application where the use of CNS gates gives a considerable advantage with respect to the simple “translation” of the network, we present an implementation of the five-bit error-correction network which was found by DiVincenzo and Shor [16]. This network (see Fig. 1) can compensate arbitrary one-bit errors as long as they occur to only one of the encoding qubits at a time.

The protected qubit is encoded in five physical qubits 0 to 4 as a superposition of five-qubit states. The error correction network makes use of four ancilla bits which are initialized to $|0\rangle$ before the application of the error correction network. After the application of the network, the ancillae are measured (in the standard basis).

While the implementation of this circuit appears rather hopeless if there is no direct interaction between the ancillae and *each* encoding qubit, we will show that the CNS gate makes a straightforward implementation of this network possible. To this end, we consider a setup of nine qubits (five qubits encoding the protected state plus four ancilla bits) arranged in a ring, i.e. we have nearest-neighbor couplings with periodic boundary conditions.

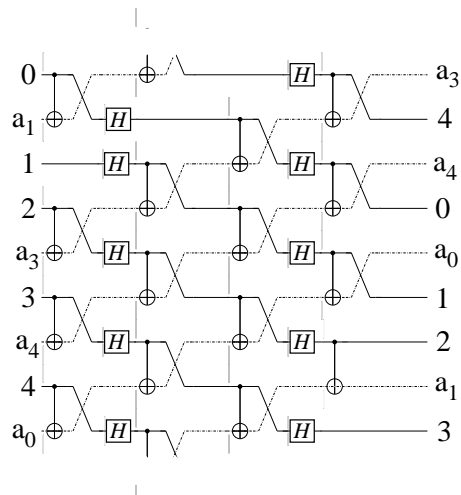


FIG. 2: Implementation of the five-bit error correction code with CNS gates (see text).

In order to implement the error correction sequence it is important to note that the order of the CNOT operations can be changed as long as one pays attention whether the qubits controlling the CNOT operation are in the initial or in the Hadamard-transformed state. By properly rearranging the CNOTs and implementing the network with CNS operations, we obtain the sequence given in Fig. 2. The labels 0 to 4 on the lines denote the five qubits of the error-correction code and, correspondingly, a_0 , a_1 , a_3 and a_4 are the labels of the four ancilla bits belonging to the M_i s (see Fig. 1). After the application of the network the four ancillae have to be measured and the corresponding operations on the five bits to correct the error syndrome have to be applied. Then the ancillae have to be reset to the $|0\rangle$ state. For the whole setup, only one separate CNOT is necessary, all other CNOT gates can be replaced by CNS gates. Separate SWAP operations are not required at all. One may notice that the two-bit operations in this network can be done in parallel which makes the execution of the whole sequence considerably faster [24].

Note that this implementation of the error-correction code leaves the qubits in the original order, but *rotates* them by three bits. Therefore one has to keep track of the position of each bit. In any case, after three subsequent applications of the error correction scheme the encoding bits are back in their original order. As to the ancilla bits, their order is changed in a well-defined way. This has to be taken into account for the interpretation of the measurement outcome. After the measurement, the order of the ancillae is irrelevant since they are re-initialized to $|0\rangle$.

Until now, we have achieved an efficient implementation of the five-bit error-correction code using the CNS gate as an elementary building block. Let us conclude this discussion by studying the implementation closer to the hardware level. In order to realize the network in

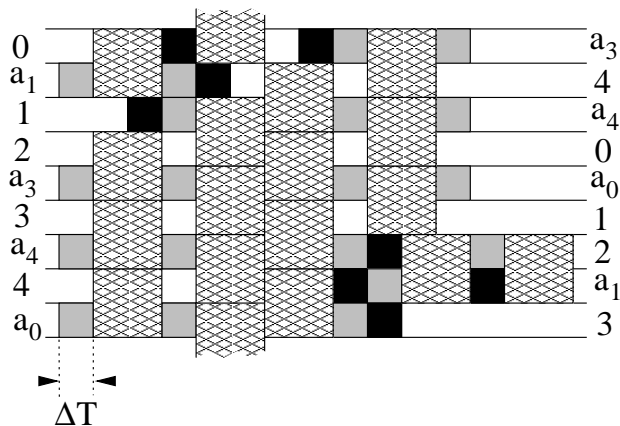


FIG. 3: Sequence of operations for the five-bit error correcting code in Ref. [16] for a Hamiltonian with controllable σ_x and σ_z part and nearest-neighbor XY interaction between the qubits which are arranged in a ring. The horizontal direction in the figure shows the time axis while in the vertical direction the various actions on each qubit are displayed. The boxes represent an active single-qubit or two-qubit gate, while white spaces denote idle periods. Black boxes correspond to a σ_z rotation, and gray boxes to a σ_x rotation. The big hatched boxes correspond to the action of an XY coupling term between two qubits. The time grid is $\Delta T = 0.5 \pi \hbar / E_{\text{typ}}$ (see text). The signs of the corresponding energies are not contained in the diagram. Two-bit blocks (representing $i\text{SWAP}$ gates) correspond to CNS operations; the double $i\text{SWAP}$ block between qubits 2 and a_1 at the end of the sequence represents the separate CNOT gate.

a setup of qubits with nearest-neighbor XY interaction, one can rewrite the circuit in Fig. 2 in terms of $i\text{SWAP}$ operations. The sequence can be simplified considerably (see Appendix B). The result is illustrated in Fig. 3. If we assume that the energies in the one-bit and two-bit part of the Hamiltonian are of equal magnitude E_{typ} , then the total operation time of the sequence (without measurement, correction step and resetting the ancillae) is $7.5 \pi \hbar / E_{\text{typ}}$.

We mention that efficient solutions for similar tasks in error correction have been developed also in Refs. [19, 20].

VI. CONCLUSIONS

A considerable part of the research efforts in quantum computation is devoted either to the development of quantum circuits to formally solve a given computational task (one could call this sector ‘development of algorithms’), or on the practical implementation of specific algorithms for a given type of hardware. We have studied questions residing in the domain of problems between these two sectors. We have focused on aspects which affect the feasibility of the practical implementation of existing formal solutions.

In particular we have discussed two hardware-related problems which seem to render the physical implementation of quantum networks difficult: *i*) coupling between arbitrary pairs of qubits cannot be achieved for all hardware proposals; *ii*) depending on the implementation, certain two-qubit gates are more or less difficult to realize.

While at first glance these hardware properties seem to imply that hardware for quantum computation has to meet very specific demands that are hard to realize, our results indicate a much more optimistic conclusion. We have demonstrated that the XY interaction—which is neither capable of realizing a CNOT nor a SWAP gate directly—is surprisingly powerful in implementing certain quantum networks. This has been achieved by realizing that the CNS gate is a combination of the CNOT gate and the SWAP operation which can be obtained with a single two-qubit step.

Moreover, our examples illustrate that this gate overcomes the problems arising from the hardware property *i*) mentioned above in a natural way. This may devise ways how to approach this difficulty also for other types of two-qubit interactions. The built-in SWAP makes an efficient implementation possible even if only nearest-neighbor interaction between the qubits is available. Interestingly, our solutions display the possibility of parallel execution of operations at the hardware level. Finally we mention that the same methods work equally well also for networks other than those presented in this article. Similar solutions can be found, e.g., for the Quantum Fourier Transform (see, e.g., [21]), for the quantum adder described in [22] (which is adding two quantum numbers), or for the quantum adder given in [23] (which is adding one classical to one quantum number). This suggests the applicability of the ideas presented here for a wide range of quantum networks.

APPENDIX A: ONE-BIT GATES USED FOR THE TOFFOLI GATE

The one-bit gates which were used in the construction of the three-bit Toffoli gate in Section V A are (up to normalization factors):

$$A = \begin{pmatrix} 1 & \\ & i \end{pmatrix}, \quad B = \begin{pmatrix} 1 & 1 - \sqrt{2} \\ \sqrt{2} - 1 & 1 \end{pmatrix},$$

$$C = \begin{pmatrix} 1 & \sqrt{2} - 1 \\ i(\sqrt{2} - 1) & -i \end{pmatrix}, \quad D = \begin{pmatrix} 1 & 0 \\ 0 & e^{-i\pi/4} \end{pmatrix}.$$

APPENDIX B: SIMPLIFICATIONS FOR CIRCUITS WITH $i\text{SWAP}$

In this appendix, we briefly describe the methods which can be used for the simplification of a network like

the one presented for the five-bit error correction network in Section V B. We will consider rotations about the x and the z -axis, and the **iSWAP** operation as the basic building blocks for the implementation. All other operations will be expressed in terms of these operations. Although the application of the ideas is rather straightforward it is difficult to provide formal recipes how to use them.

1. *One-bit simplifications.* First, rotations about the same axis can be collected, e.g.:

$$-[\phi]_Z [\psi]_Z = -[\phi+\psi]_Z$$

Clearly, rotations by an angle of 2π can be dropped. Operation time can be saved by applying a $-\pi/2$ rotation instead of a $+3\pi/2$ one.

A more sophisticated problem is the simplification of compound expressions of x and z -rotations. To this end, the following ways to express the Hadamard transformation are useful:

$$\begin{aligned} -[H] &= -[\pi/2]_Z [\pi/2]_X [\pi/2]_Z = -[\pi/2]_X [\pi/2]_Z [\pi/2]_X = \\ &= -[\pi/2]_Z [\pi/2]_X [\pi/2]_Z = -[\pi/2]_X [\pi/2]_Z [\pi/2]_X \end{aligned}$$

By choosing the appropriate way to represent the Hadamard transformations in the network (or by sometimes “artificially” creating one of these triples, for example by inserting a pair of operations whose product is unity) and replacing it by another one, one can

achieve considerable simplifications. The applicability of these simplifications becomes particularly apparent if the single-bit operations are considered in the context of two-bit operations.

2. *Two-bit simplifications.* There is essentially only one way to simplify two-bit expressions for circuits containing **iSWAP**:

$$-[\phi]_Z \text{ iSWAP} = \text{ iSWAP } -[\phi]_Z$$

i.e., z -rotations “commute” with **iSWAP** if simultaneously the z -rotation is flipped to the other qubit.

3. *Ancilla simplifications.* Finally, one can apply also one-bit simplifications to the ancilla bits which are possible due to the fact that we know the initial state of the ancilla and, moreover, the ancillae are measured in the $\{|0\rangle, |1\rangle\}$ basis at the end.

At the beginning of the error-correction sequence, the ancillae are set to $|0\rangle$. Therefore, z -rotations immediately after the initialization can be omitted (since global phases are not important).

Further, let us assume the ancilla is in the state $a|0\rangle + b|1\rangle$ just before the measurement. As the measurement is performed in the $\{|0\rangle, |1\rangle\}$ basis, a z rotation before the measurement would not affect the result. Therefore, also these z rotation need not be considered.

-
- [1] M. J. Bremner, C. M. Dawson, J. L. Dodd, A. Gilchrist, A. W. Harrow, D. Mortimer, M. A. Nielsen, and T. J. Osborne (2002), quant-ph/0207072.
 - [2] A. Barenco, C. Bennett, R. Cleve, D. DiVincenzo, N. Margolus, P. Shor, T. Sleator, J. Smolin, and H. Weinfurter, Phys. Rev. A **52**, 3457 (1995).
 - [3] D. Loss and D. DiVincenzo, Phys. Rev. A **57**, 120 (1998).
 - [4] E. Biollatti, R. Iotti, P. Zanardi, and F. Rossi, Phys. Rev. Lett. **85**, 5647 (2000).
 - [5] T. P. Orlando, J. E. Mooij, L. Tian, C. H. van der Wal, L. S. Levitov, S. Lloyd, and J. J. Mazo, Phys. Rev. B **60**, 15398 (1999).
 - [6] J. Siewert, R. Fazio, G. M. Palma, and E. Sciacca, J. Low. Temp. Phys. **118**, 795 (2000).
 - [7] Y. Makhlin, G. Schön, and A. Shnirman, Nature **398**, 305 (1999).
 - [8] B. Kane, Nature **393**, 133 (1998).
 - [9] R. Vrijen, E. Yablonovitch, K. Wang, H. W. Jiang, A. Balandin, V. Roychowdhury, T. Mor, and D. DiVincenzo, Phys. Rev. A **62**, 012306 (2000).
 - [10] A. Imamoglu, D. D. Awschalom, G. Burkard, D. P. DiVincenzo, D. Loss, M. Sherwin, and A. Small, Phys. Rev. Lett. **83**, 4204 (1999).
 - [11] D. Mozyrsky, V. Privman, and M. Glasser, Phys. Rev. Lett. **86**, 5112 (2001).
 - [12] Y. Makhlin (2000), quant-ph/0002045.
 - [13] J. Siewert and R. Fazio, Phys. Rev. Lett. **87**, 257905 (2001).
 - [14] J. Kempe, D. Bacon, D. P. DiVincenzo, and K. Whaley, Quantum Computation and Information **1**, 33 (2001), quant-ph/0112013.
 - [15] P. Echter Nach, C. P. Williams, S. C. Dultz, P. Delsing, S. Braunstein, and J. P. Dowling, Quantum Computation and Information **1**, 143 (2001), quant-ph/0112025.
 - [16] D. DiVincenzo and P. Shor, Phys. Rev. Lett. **77**, 3260 (1996).
 - [17] V. Vedral, A. Barenco, and A. Ekert, Phys. Rev. Lett. **54**, 147 (1996).
 - [18] D. DiVincenzo, Proc. R. Soc. Lond. **454**, 261 (1998).
 - [19] S. L. Braunstein and J. A. Smolin, Phys. Rev. A **55**, 945 (1997).
 - [20] G. Burkard, D. Loss, D. P. DiVincenzo, and J. A. Smolin, Phys. Rev. B **60**, 11404 (1999).
 - [21] R. Cleve, A. Ekert, C. Macchiavello, and M. Mosca, Proc. R. Soc. Lond. **454**, 339 (1998).
 - [22] T. G. Draper (2000), quant-ph/0008033.
 - [23] S. Beauregard (2002), quant-ph/0205095.
 - [24] Formally a parallel execution looks feasible also if the network can be implemented with physical couplings between arbitrary pairs of bits, in particular between the ancillae and *each* encoding qubit. Note, however, that in such schemes there is typically only *one* chan-

nel which mediates the coupling between the various qubits [7, 10]. Consequently, simultaneous execution of several two-qubit operations would result in N -qubit dynamics ($N > 2$) which is to be excluded. Therefore, in

certain cases nearest-neighbor coupling appears to be even more powerful than coupling between all pairs of qubits.