

Conditional quantum logic using two atomic qubits

I.E. Protsenko^{1,2,3}, G. Reymond¹, N. Schlosser¹ and P. Grangier¹

¹ *Laboratoire Charles Fabry de l'Institut d'Optique,*

UMR 8501 du CNRS, F91403 Orsay, France

² *Lebedev Physics Institute, Leninsky Prospect 53, Moscow, Russia*

³ *Scientific Center of Applied Research, JINR, Dubna, Russia*

Abstract

In this paper we propose and analyze a feasible scheme where the detection of a single scattered photon from two trapped atoms or ions performs a conditional unitary operation on two qubits. As examples we consider the preparation of all four Bell states, the reverse operation that is a Bell measurement, and a CNOT gate. We study the effect of atomic motion and multiple scattering, by evaluating Bell inequalities violations, and by calculating the CNOT gate fidelity.

PACS numbers: 03.67.Lx, 32.80.Pj, 32.80.Rm, 34.60.+z

I. INTRODUCTION

Implementing a quantum controlled-not (CNOT) gate is a key step in present attempts towards quantum computation [1, 2]. Many different schemes for CNOT gates have been proposed [3, 4, 5, 6, 7], and most of them require a strong quantum interaction between the particles that are used to carry the logical qubits. In practice, the quantum interaction is very often perturbed by classical noises, such as the individual motion of neutral atoms in a laser-induced potential well [8], or the collective motion of ions in a Paul trap [9]. Though order-of-magnitude estimations show that most of the CNOT gate schemes may be realized in principle, detailed analysis discovers many difficulties in eliminating all sources of classical noise for given experimental conditions. For instance, the perturbations due to thermal photons, photo-ionization, spontaneous emission..., make that the conditions for a fast CNOT gate operation through transient excitation to Rydberg states are only marginally satisfied [8]. If one looks at cavity-induced atom-atom coupling (“cavity-assisted collisions” [10]) in the optical domain, our estimations show that most schemes for cavity-enhanced coupling between the particles reliably works when $g^2/(\kappa\gamma) > 10^3$, where g is a cavity mode-atom coupling constant, and κ and γ are respectively the cavity and the spontaneous emission damping rates. Though it is possible in principle to reach high value of $g^2/(\kappa\gamma)$ [11], putting together very small high finesse cavities and reliable traps is far from straightforward. These considerations encourages us to look for “non-traditional” CNOT gate schemes, which do not require a direct interaction between particles, but rather use an interference effect and a measurement-induced state projection to create the desired operation [12]. It was proposed in [13, 14] to create an entangled state of two atoms simply from the detection of a photon, spontaneously emitted by one of the atoms in such a way that the emitting atom can’t be recognized. In such a scheme there is no direct interaction between atoms, and in principle the atoms can even be located very far from each other.

In this paper we propose to extend the ideas of [13], [14], to realize a full quantum CNOT gate, or a Bell-state measurement, or more generally to implement *conditional unitary operations*. Our scheme will be based on an experimental setup using two atoms in two neighboring microscopic dipole traps [8, 15], but it can be readily applied to other systems. In Section 1 we will describe how to realize a conditional unitary transformation that maps the four factorized states of two qubits onto the four maximally entangled Bell’s

states. Since a convenient experimental signature of entanglement is the violation of Bell's inequalities (BI) [16], we will evaluate the result of a test of BI on the “transformed” pair of qubits, taking into account imperfections due to the motion of atoms (Section 2) and to the spontaneous emission of two photons by two atoms (Section 3). BI measurements are studied quantitatively in Section 4. In Section 5 we describe a CNOT gate based on the Bell's states created by the procedure of Section 1, and we calculate the fidelity of this gate, taking into account the motion of the atoms in the traps and the possible spontaneous emission of two photons. Finally we discuss these results and suggest developments of the proposed scheme.

II. PREPARING FOUR ORTHOGONAL BELL'S STATES

We consider two atoms $i = 1, 2$, trapped in two separate dipole traps, and prepared in one of two states $|e\rangle_i$ or $|g\rangle_i$ of the ground state hyperfine structure. We represent four initial states of the two-atom system as a vector-column

$$\{|\alpha\beta\rangle\} = \{|gg\rangle, |ge\rangle, |eg\rangle, |ee\rangle\}, \quad \alpha, \beta = e, g. \quad (1)$$

Each atom can be excited to one of upper states $|e'\rangle_i$ or $|g'\rangle_i$ by resonant σ polarized laser fields of Rabi frequencies Ω_{gi} , Ω_{ei} , as shown in Fig.1. The fields are weak, so that the probability to excite both atoms is much smaller than the probability to excite only one atom. An excited atom may emit spontaneously a photon, with the wave vector \mathbf{k} and certain polarization, on π -polarized $|g'\rangle_i \rightarrow |g\rangle_i$ or $|e'\rangle_i \rightarrow |e\rangle_i$ transitions. Occasionally a photon passes through the optical system shown in Fig.2 and it is registered by the photo-detector. We assume that the polarizer P transmits only π -polarized photons, and thus σ polarized photons emitted on the $|e'\rangle_i \rightarrow |g\rangle_i$ and $|g'\rangle_i \rightarrow |e\rangle_i$ transitions will not be registered.

After the excitation, the wave function of two atoms is changed from $|\alpha\beta\rangle$ to $|\Psi_\alpha\rangle_1 |\Psi_\beta\rangle_2$

$$|\Psi_e\rangle_i = |e\rangle_i + b |g'\rangle_i e^{i(\mathbf{k}_e \delta \mathbf{r}_i + \varphi_{ei})}, \quad |\Psi_g\rangle_i = |g\rangle_i + b |e'\rangle_i e^{i(\mathbf{k}_g \delta \mathbf{r}_i + \varphi_{gi})}, \quad \varphi_{\alpha i} = \mathbf{k}_\alpha \mathbf{r}_i + \varphi_{\alpha i}^0, \quad (2)$$

where $\delta \mathbf{r}_i$ describes fluctuations in the position of atom i near the equilibrium due to the motion of the atom in the trap, \mathbf{r}_i is the atom position at equilibrium, $\mathbf{k}_{e,g}$ are the wave vectors of the laser field resonant to either $e \rightarrow g'$ or $g \rightarrow e'$ transitions, $\varphi_{\alpha i}^0$ is the phase of the laser field $\Omega_{\alpha i}$, $b \ll 1$ is a real constant.

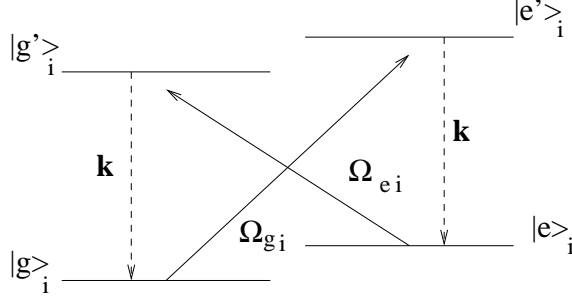


FIG. 1: Scheme of the relevant atom transitions

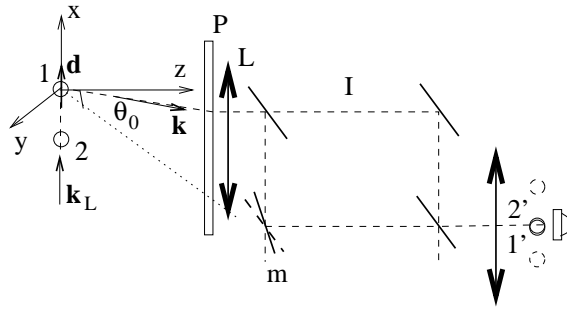


FIG. 2: Proposed scheme for conditional quantum logic. Atoms 1, 2 are placed in a focal plane of the input lens L of the optical system. The atom pair is excited by the laser field with the wave vector \mathbf{k}_L , circularly polarized in the yz -plane, and emits a photon with the wave vector \mathbf{k} on the x -polarized transition. The polarizer P selects x -polarized photons, that are transmitted through an interferometer I towards a photo-detector. A mirror m of the interferometer is tilted, so that the images 1', 2' of the two atoms coincide on the photo-detector. The unit vector in the direction of a π -polarized atomic dipole is denoted as \mathbf{d} , and θ_0 is the aperture angle of the lens L .

The registration of a photon means that the wave function $|\Psi_\alpha\rangle|\Psi_\beta\rangle$ is projected to a Bell state $|B_{\alpha\beta}\rangle = |\mathbf{k}\rangle\hat{B}|\alpha\beta\rangle$ where $|\mathbf{k}\rangle$ is the state of the field with one spontaneously emitted photon. For example, $|\Psi_g\rangle|\Psi_g\rangle$ is projected to

$$|\mathbf{k}\rangle\hat{B}|gg\rangle = |\mathbf{k}\rangle|B_{gg}\rangle, \quad |B_{gg}\rangle = (1/\sqrt{2})\left\{|ge\rangle e^{i[\mathbf{q}_g\delta\mathbf{r}_2 + kl_2(\mathbf{k}) + \varphi_{g2}]} + |eg\rangle e^{i[\mathbf{q}_g\delta\mathbf{r}_1 + kl_1(\mathbf{k}) + \varphi_{g1}]} \right\}, \quad (3)$$

where $\mathbf{q}_\alpha = \mathbf{k}_\alpha - \mathbf{k}$, $k = |\mathbf{k}|$ and $l_i(\mathbf{k})$ is the optical length which a photon travels through the optical system towards the photo-detector. The optical system is set in such a way, that images 1', 2' of atoms 1 and 2 perfectly coincide on the photo-detector. This means

that $l_i(\mathbf{k})$ is the same for all registered photons, and therefore $kl_i(\mathbf{k}) = kl_i$. Introducing the vector-column $\{|B_{\alpha\beta}\rangle\} = \{|B_{gg}\rangle, |B_{ge}\rangle, |B_{eg}\rangle, |B_{ee}\rangle\}$ of the Bell states we can express them in terms of the initial states (1) as $\{|B_{\alpha\beta}\rangle\} = [B]'\{|\alpha\beta\rangle\}$, where

$$[B]' = \frac{1}{\sqrt{2}} \begin{bmatrix} 0 & e^{i(\mathbf{q}_g\delta\mathbf{r}_2+\varphi_{g2}+kl_2)} & e^{i(\mathbf{q}_g\delta\mathbf{r}_1+\varphi_{g1}+kl_1)} & 0 \\ e^{i(\mathbf{q}_e\delta\mathbf{r}_2+\varphi_{e2}+kl_2)} & 0 & 0 & e^{i(\mathbf{q}_g\delta\mathbf{r}_1+\varphi_{g1}+kl_1)} \\ e^{i(\mathbf{q}_e\delta\mathbf{r}_1+\varphi_{e1}+kl_1)} & 0 & 0 & e^{i(\mathbf{q}_g\delta\mathbf{r}_2+\varphi_{g2}+kl_2)} \\ 0 & e^{i(\mathbf{q}_e\delta\mathbf{r}_1+\varphi_{e1}+kl_1)} & e^{i(\mathbf{q}_e\delta\mathbf{r}_2+\varphi_{e2}+kl_2)} & 0 \end{bmatrix}, \quad (4)$$

is a matrix of Bell operator \hat{B} .

In general, the wave function $|B_{gg}\rangle$ ($|B_{ge}\rangle$) is not orthogonal to $|B_{ee}\rangle$ ($|B_{eg}\rangle$). In order to make sure that all Bell's states are orthogonal one has to satisfy two conditions

$$0 = \langle B_{ee}|B_{gg}\rangle = W_{ge} e^{i(\varphi_{g1}-\varphi_{e2}+kl_1-kl_2)} + W_{eg}^* e^{i(\varphi_{g2}-\varphi_{e1}+kl_2-kl_1)} \quad (5)$$

$$0 = \langle B_{eg}|B_{ge}\rangle = W_{gg} e^{i(\varphi_{g1}-\varphi_{g2}+kl_1-kl_2)} + W_{ee}^* e^{i(\varphi_{e2}-\varphi_{e1}+kl_2-kl_1)}, \quad (6)$$

where $W_{\alpha\beta} = e^{i(\mathbf{q}_\alpha\delta\mathbf{r}_1-\mathbf{q}_\beta\delta\mathbf{r}_2)}$. If the atoms are very cold in a steep trap, so that they are deeply in the Lamb-Dicke regime, one should take $W_{\alpha\beta} = 1$ in Eqs.(5) and (6). But we point out that the resulting conditions are actually independent of the atoms motion. Indeed,

$$\langle W_{\alpha\beta}\rangle = \langle W_{\alpha\beta}^*\rangle = V_\alpha V_\beta \equiv 1 - D(T), \quad V_\alpha = \left\langle \sum_{n=0}^{-\infty} \frac{(-1)^n}{(2n)!} \langle (\mathbf{q}_\alpha\delta\mathbf{r})^{2n} \rangle_T \right\rangle_{\mathbf{q}_\alpha} \quad (7)$$

where $\langle \dots \rangle_T$ and $\langle \dots \rangle_{\mathbf{q}_\alpha}$ means, respectively, the average over the atom motion and over directions of registered photons. We average separately over symmetrical and statistically independent motion of each atom, drop index i in $\delta\mathbf{r}_i$, and introduce parameter $D(T)$, $0 \leq D(T) < 1$, where T is the temperature associated with the random motion of the atoms. One can see that $\langle W_{\alpha\beta}\rangle$ and $\langle W_{\alpha\beta}^*\rangle$ disappear from orthogonality conditions (5), (6), which are reduced to a single condition

$$\varphi_{g2}^0 - \varphi_{g1}^0 + \varphi_{e2}^0 - \varphi_{e1}^0 + (\mathbf{k}_e + \mathbf{k}_g)(\mathbf{r}_2 - \mathbf{r}_1) + 2k(l_2 - l_1) = \pi \quad (8)$$

In our geometry we have $\varphi_{\alpha 1}^0 = \varphi_{\alpha 2}^0$, and thus this condition becomes

$$(\mathbf{k}_e + \mathbf{k}_g)(\mathbf{r}_2 - \mathbf{r}_1) + 2k(l_2 - l_1) = \pi. \quad (9)$$

There are various ways to fulfill this condition. If one chooses $\mathbf{k}_e = -\mathbf{k}_g$, i.e., the σ_+ and σ_- lasers are propagating in opposite directions, the condition for orthogonality of the Bell's

states is obtained by adjusting the interferometer path difference so that $k(l_2 - l_1) = \pi/2$. But it is also possible to take $\mathbf{k}_e = \mathbf{k}_g = \mathbf{k}_L$, together with $\mathbf{k}_L(\mathbf{r}_2 - \mathbf{r}_1) = \pi/2$, obtained by adjusting the trap's positions. Assuming then that $kl_2 = kl_1 = 2n\pi$ for simplicity, taking (here and everywhere below) the origin of the coordinate system on the atom 1 and defining $\mathbf{q} = \mathbf{k}_L - \mathbf{k}$, the Bell operator matrix can be written:

$$[B]' = \frac{1}{\sqrt{2}} \begin{bmatrix} 0 & ie^{i\mathbf{q}\delta\mathbf{r}_2} & e^{i\mathbf{q}\delta\mathbf{r}_1} & 0 \\ ie^{i\mathbf{q}\delta\mathbf{r}_2} & 0 & 0 & e^{i\mathbf{q}\delta\mathbf{r}_1} \\ e^{i\mathbf{q}\delta\mathbf{r}_1} & 0 & 0 & ie^{i\mathbf{q}\delta\mathbf{r}_2} \\ 0 & e^{i\mathbf{q}\delta\mathbf{r}_1} & ie^{i\mathbf{q}\delta\mathbf{r}_2} & 0 \end{bmatrix},$$

which converts four initial atom states to four Bell states, which are orthogonal in average over the atom motion. Though the condition for the orthogonality in average depends only on the atoms equilibrium positions, the final fidelity of the conditional unitary transformation will obviously depend on the atoms motion, due to the $\delta\mathbf{r}_1$ and $\delta\mathbf{r}_2$ in the $[B]'$ matrix.

In order to simplify the local operations used in the rest of the paper, it is convenient to perform two phase transformations for atom 2, that make the change $|e\rangle_2 \rightarrow -i|e\rangle_2$ just before the photon observation and $|e\rangle_2 \rightarrow i|e\rangle_2$ right after it. Taking into account such transformations as $diag\{1, -i, 1 - i\}[B]'diag\{1, i, 1, i\} \equiv [B]$, where $diag$ means diagonal matrix, we find

$$[B] = \frac{1}{\sqrt{2}} \begin{bmatrix} 0 & -e^{i\mathbf{q}\delta\mathbf{r}_2} & e^{i\mathbf{q}\delta\mathbf{r}_1} & 0 \\ e^{i\mathbf{q}\delta\mathbf{r}_2} & 0 & 0 & e^{i\mathbf{q}\delta\mathbf{r}_1} \\ e^{i\mathbf{q}\delta\mathbf{r}_1} & 0 & 0 & -e^{i\mathbf{q}\delta\mathbf{r}_2} \\ 0 & e^{i\mathbf{q}\delta\mathbf{r}_1} & e^{i\mathbf{q}\delta\mathbf{r}_2} & 0 \end{bmatrix}, \quad (10)$$

which has real elements in the absence of atom motion $\delta\mathbf{r}_i = 0$. In a geometry where the phases $\varphi_{\alpha i}^0$ can be independantly controlled, one can obtain the matrix (10) more straightforwardly, for example by choosing in Eq.(8) $kl_2 = kl_1 = 2n\pi$, $\mathbf{k}_e = \mathbf{k}_g = \mathbf{k}_L$, $\mathbf{r}_1 = 0$, and

$$\varphi_{g1}^0 = \varphi_{e1}^0 = 0 \quad \varphi_{e2}^0 = -\mathbf{k}_L\mathbf{r}_2, \quad \varphi_{g2}^0 = \pi - \mathbf{k}_L\mathbf{r}_2. \quad (11)$$

Below we refer to $[B]$ as a Bell operator matrix supposing either that condition (9) is true and the Bell operation is the photon observation procedure with the two phase transformations for atom 2, or that there is only the photon observation, but conditions (11) are satisfied.

In order to get a physical understanding about the quality of the Bell states preparation, we will now look in detail whether the prepared states can violate Bell's inequalities. In

these calculations we will use the expression (10) corresponding to $\mathbf{k}_e = \mathbf{k}_g = \mathbf{k}_L$, but similar results could be easily obtained by in the case where $\mathbf{k}_e = -\mathbf{k}_g$ (the fully phase-matched situation where the atoms' positions would cancel out is not accessible with our experimental geometry).

III. BELL'S INEQUALITIES

When the atoms are prepared in a Bell state, the statistical behavior of measurable quantities (such as the population of state $|\alpha\rangle_i$) is governed by the entangled wave-function $|B_{\alpha\beta}\rangle$. Here BI will be used as a simple experimental characterization of the degree of entanglement of the atom pair. As we will see below, either atoms motion or simultaneous excitation of the two atoms may reduce or even suppress the BI violation.

In order to test BI we carry out the following sequence of operations

1. The atoms are prepared in one of states (1);
2. Atoms are excited by a weak laser pulses under the conditions of Eq.(9);
3. One spontaneously emitted photon is registered. If there is no photon after some delay, the stages 1, 2 are repeated until one photon is registered;
4. Raman transitions for each atom are carried out so that

$$|g\rangle_i \rightarrow \cos(\theta_i)|g\rangle_i - \sin(\theta_i)|e\rangle_i \quad |e\rangle_i \rightarrow \cos(\theta_i)|e\rangle_i + \sin(\theta_i)|g\rangle_i; \quad (12)$$

5. Populations of $|\alpha\rangle_i$ states are measured;
6. Operations 1 – 5 have to be repeated until a full statistical ensemble of results for the population of $|\alpha\rangle_i$ states is obtained;
7. The steps 1 – 6 are repeated for four different Raman transitions with four pairs of angles $\{\theta_1, \theta_2\}$, $\{\theta'_1, \theta'_2\}$, $\{\theta'_1, \theta_2\}$, and $\{\theta_1, \theta'_2\}$.

After the operations 1 – 6 are carried out, the state of atoms and a photon is $|\mathbf{k}\rangle \hat{R}\hat{B}|\alpha\beta\rangle$, where the operator \hat{R} describes Raman transitions (12) for two atoms. The matrix $[RB]$ of $\hat{R}\hat{B}$ operator is the matrix product $[B][R(\theta_i)]$ where the matrix $[R(\theta_i)]$ for the Raman transitions is given by Eq.(44) of Appendix 2, and $[B]$ is given by Eq.(10). Here and below we denote the dependence on θ_1 and θ_2 as a dependence on θ_i , when it does not lead to confusions.

Let us call $P_{\alpha\beta}^{(\gamma\delta)}(\theta_i)$ the probability to find atoms in state $|\gamma\delta\rangle$, while the initial atom state is $|\alpha\beta\rangle$. By taking the modulus square of each matrix element in $[RB]$ one can find

$$\begin{aligned}
P_{gg}^{(gg)}(\theta_i) &= P_{ge}^{(ge)}(\theta_i) = P_{ge}^{(eg)}(\theta_i) = P_{gg}^{(ee)}(\theta_i) = 0.5 \left[\sin^2(\theta_1 - \theta_2) + 0.5Q(T, \theta_i) \right] \\
P_{ge}^{(gg)}(\theta_i) &= P_{gg}^{(ge)}(\theta_i) = P_{gg}^{(eg)}(\theta_i) = P_{ge}^{(ee)}(\theta_i) = 0.5 \left[\cos^2(\theta_1 - \theta_2) - 0.5Q(T, \theta_i) \right], \\
P_{eg}^{(gg)}(\theta_i) &= P_{ee}^{(ge)}(\theta_i) = P_{ee}^{(eg)}(\theta_i) = P_{eg}^{(ee)}(\theta_i) = 0.5 \left[\cos^2(\theta_1 + \theta_2) + 0.5Q(T, \theta_i) \right] \quad (13) \\
P_{ee}^{(gg)}(\theta_i) &= P_{eg}^{(ge)}(\theta_i) = P_{eg}^{(eg)}(\theta_i) = P_{ee}^{(ee)}(\theta_i) = 0.5 \left[\sin^2(\theta_1 + \theta_2) - 0.5Q(T, \theta_i) \right],
\end{aligned}$$

where $Q(T, \theta_i) = D(T) \sin(2\theta_1) \sin(2\theta_2)$ and $D(T)$ is given by Eq.(7). One has $D(T) = 0$ in the absence of atoms motion, in this case the maximum violation of Bell's inequalities is obtained. In the opposite (high temperature) situation, where $D(T) \rightarrow 1$, one obtains from Eqs.(13)

$$P_{gg}^{(gg)}(\theta_i) \rightarrow 0.5 \left[\sin^2(\theta_1) \cos^2(\theta_2) + \sin^2(\theta_2) \cos^2(\theta_1) \right], \quad (14)$$

and similar expressions for the other probabilities. This corresponds to a ‘‘classical’’ limit where BI cannot be violated. Thus $D(T)$ is a ‘‘decoherence parameter’’ which grows up with the temperature from $D(0) = 0$ to $\max D = 1$.

For each atom $i = 1, 2$ we define a random variable ξ_i , with values $+1$ or -1 depending on whether an atom is found, respectively, in $|g\rangle_i$ or $|e\rangle_i$ state after registering a photon and carrying out the Raman transition. With the help of Eqs.(13) one can find $\langle \xi_1 \rangle = \langle \xi_2 \rangle = 0$, $\langle \xi_1^2 \rangle = \langle \xi_2^2 \rangle = 1$, where the average is made over the results of a sequence of operations 1 - 6. The correlation functions are given by:

$$E_{\alpha\beta}(\theta_i) \equiv \frac{\langle \xi_1 \xi_2 \rangle - \langle \xi_1 \rangle \langle \xi_2 \rangle}{\sqrt{\langle \xi_1^2 \rangle \langle \xi_2^2 \rangle}} = \langle \xi_1 \xi_2 \rangle = 2[P_{\alpha\beta}^{(ee)}(\theta_i) - P_{\alpha\beta}^{(eg)}(\theta_i)],$$

so that

$$\begin{aligned}
E_{ge}(\theta_i) &= -E_{gg}(\theta_i) = \cos[2(\theta_1 - \theta_2)] - Q(T, \theta_i) \\
E_{eg}(\theta_i) &= -E_{ee}(\theta_i) = \cos[2(\theta_1 + \theta_2)] + Q(T, \theta_i). \quad (15)
\end{aligned}$$

As usual we define the quantity

$$S_{\alpha\beta}(\theta_i, \theta'_i) = E_{\alpha\beta}(\theta_i) - E_{\alpha\beta}(\theta_1 \theta'_2) + E_{\alpha\beta}(\theta'_1 \theta_2) + E_{\alpha\beta}(\theta'_i) \quad (16)$$

for each initial state $|\alpha, \beta\rangle$, then the Bell's inequalities read [17]

$$-2 \leq S_{\alpha\beta}(\theta_i, \theta'_i) \leq 2. \quad (17)$$

The results (13) – (16) are similar to ones obtained for the BI test with polarization-entangled photon pairs [18], the difference is that here the decoherence is taken into account by means of $D(T)$. In the next Section we look for the violation of inequalities (17) for each initial state of the two-atom system.

IV. EFFECT OF ATOM MOTION ON BELL'S INEQUALITIES TEST

In order to predict accurately the value of $S_{\alpha\beta}(\theta_i, \theta'_i)$ we have to calculate the factor $D(T)$, which depends on the trapping potential and the aperture angle θ_0 of the input lens of the optical system. In general, the trapping potential is an-harmonic, non-symmetric and θ_0 is not small. All of these complicates the precise calculation of $D(T)$, which will be carried out elsewhere. Here we will consider a simple order-of-magnitude estimation, using an harmonic approximation for the trapping potential. The procedure carried out in Appendix 1 (see also [19]) leads to

$$D(T) \approx 1 - e^{-T/T_{cr}}, \quad k_B T_{cr} = \frac{\hbar^2 \nu_{eff}^2}{2E_R}, \quad (18)$$

where T_{cr} is a critical temperature such that $D(T > T_{cr}) \approx 1$, ν_{eff} is an effective frequency of atom motion in the trap. For the aperture angle $\theta_0 = \pi/4$, as it is in our case, $\nu_{eff}^{-2} \approx 1.25\nu_{\perp}^{-2} + 0.75\nu_{\parallel}^{-2}$, where ν_{\perp} and ν_{\parallel} are the frequencies of the motion of atoms in x , y and in z directions, respectively; $E_R = \hbar^2 k^2 / (2m_{at}) \equiv h\nu_R$ is the recoil energy, and k_B is Boltzmann constant. Using $\nu_R = 3.6 \text{ kHz}$ for Rb^{87} atoms and our estimations $\nu_{\perp} = 200 \text{ kHz}$ and $\nu_{\parallel} = 50 \text{ kHz}$ we obtain $\nu_{eff} = 55 \text{ kHz}$ and $T_{cr} \approx 20 \text{ } \mu\text{K}$. In general, ν_{eff} and T_{cr} depend on θ_0 and the direction of the laser field. The maximum T_{cr} is reached when \mathbf{k} is parallel to \mathbf{k}_L for the most of the emitted photons. For the geometrical arrangement displayed in Fig.2, the variation of T_{cr} as a function of θ_0 is given by Eqs.(42) of Appendix 1, and it is displayed in Fig.3.

Let us choose parameters of Raman transitions

$$\theta_1 = 0, \quad \theta_2 = x, \quad \theta'_1 = 2x, \quad \theta'_2 = 3x, \quad (19)$$

and $T/T_{cr} = 0.5$, for such case factors $S_{ge}(x) = -S_{ee}(x)$ and $S_{eg}(x) = -S_{gg}(x)$ are shown in Fig.4a. One can observe the violation of BI $|S_{\alpha\beta}(x)| > 2$ for $S_{ge}(x)$ and $S_{ee}(x)$, while BI are satisfied for $S_{eg}(x)$ and $S_{gg}(x)$. This situation can be inverted by choosing $\theta_1 = 0$, $\theta_2 = -x$, $\theta'_1 = 2x$, and $\theta'_2 = -3x$, so that BI will be violated for $S_{eg}(x)$ and $S_{gg}(x)$ but

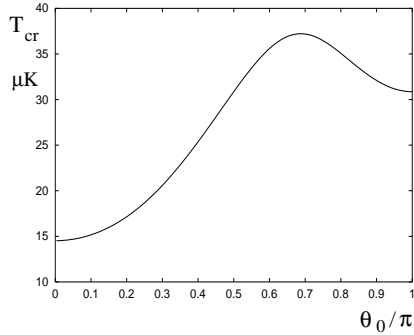


FIG. 3: Critical temperature as a function of the aperture angle of the optical system.

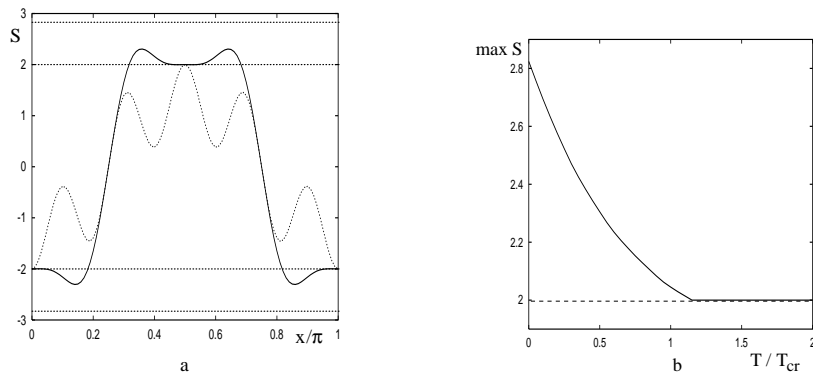


FIG. 4: (a): $S_{ge}(x) = -S_{ee}(x)$ (solid line) and $S_{eg}(x) = -S_{gg}(x)$ (dashed line) at $T/T_{cr} = 0.5$ and angles $\theta_1, \theta_2, \theta'_1, \theta'_2$ given by Eq.(19). Bell's inequalities are violated for $S_{ge}(x) = -S_{ee}(x)$. (b) The maxima of $|S_{\alpha\beta}|$ for different T/T_{cr} . Dotted lines in Fig.4a mark $|S| = 2$ and $|S| = 2\sqrt{2}$.

satisfied for $S_{ge}(x)$ and $S_{ee}(x)$. Therefore all four states do violate BI, but the combination of angles to be used depend on the state in the pairwise fashion just described. Fig.4b shows the maxima of $|S_{\alpha\beta}|$ versus the normalized temperature of the atom motion found for $\theta_{1,2}, \theta'_{1,2}$ given by Eqs.(19). The condition to violate BI for all four states (for suitable choices of Raman angles) is therefore that $T < T_{cr}$.

V. EFFECT OF MULTIPLE SCATTERING ON BELL'S INEQUALITIES TEST.

Now we take into account the excitation of two atoms together and examine how it influences the BI violation. Let us first consider the case of only three levels in each atom shown in Fig.5. We examine a possibility that a photon emitted by one atom is registered,

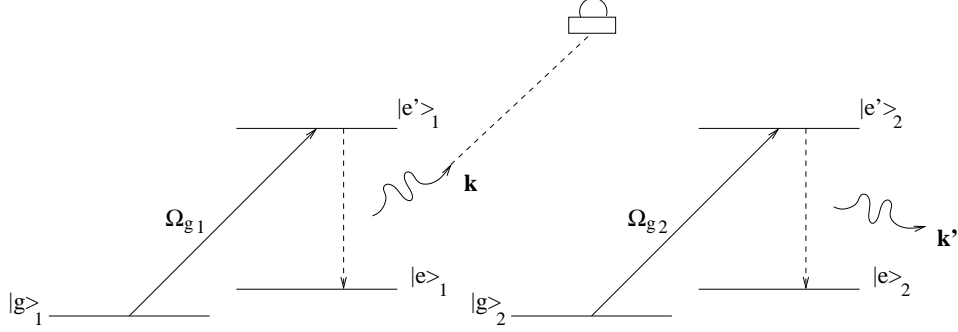


FIG. 5: The event when two atoms are excited together, both of them came to the $|e\rangle$ state, but one emitted photon is missed.

while another atom also emits a photon on $|e'\rangle \rightarrow |e\rangle$ transition, but this photon is missed. After the excitation to $|e'\rangle_i$ state the wave function of atom $i = 1, 2$ is given by Eqs.(2)

$$|\Psi_g\rangle_1 = a |g\rangle_1 + b |e'\rangle_1 e^{i\mathbf{k}_L \delta \mathbf{r}_1}, \quad |\Psi_g\rangle_2 = a |g\rangle_2 - b |e'\rangle_2 e^{i\mathbf{k}_L \delta \mathbf{r}_2},$$

where we suppose that conditions (11) are satisfied. If the photon \mathbf{k} is emitted by one atom and registered, while another photon \mathbf{k}' is emitted by the other atom and missed, then the atoms go from $|e'e'\rangle$ to $|ee\rangle$ state and we have:

$$e^{i\mathbf{k}_L(\delta \mathbf{r}_1 + \delta \mathbf{r}_2)} |e'e'\rangle \rightarrow e^{i\mathbf{k}_L(\delta \mathbf{r}_1 + \delta \mathbf{r}_2)} \left(e^{-i\mathbf{k} \delta \mathbf{r}_1} |ee'\rangle + e^{-i\mathbf{k} \delta \mathbf{r}_2} |e'e\rangle \right) |\mathbf{k}\rangle \rightarrow f |ee\rangle |\mathbf{k}\mathbf{k}'\rangle, \\ f = e^{i(\mathbf{q} \delta \mathbf{r}_1 + \mathbf{q}' \delta \mathbf{r}_2 + \varphi'_2)} + e^{i(\mathbf{q} \delta \mathbf{r}_2 + \mathbf{q}' \delta \mathbf{r}_1 + \varphi'_1)}, \quad (20)$$

where $\mathbf{q}' = \mathbf{k}_L - \mathbf{k}'$, φ'_i is the phase of a missed photon emitted by atom $i = 1, 2$ and we suppose, as usual, $kl_1 = kl_2 = 2\pi n$. It may also happen that one atom emits the missed photon first, and then the registered photon comes from another atom. In that case, one has to change the field state $|\mathbf{k}, \mathbf{k}'\rangle$ in Eq.(20) to $|\mathbf{k}', \mathbf{k}\rangle$. After registering a photon and performing the phase transformation $|e\rangle_2 \rightarrow i |e\rangle_2$, the state $|gg\rangle$ is projected to the state

$$\frac{1}{\sqrt{N}} \left[\left(e^{i\mathbf{q} \delta \mathbf{r}_1} |eg\rangle - e^{i\mathbf{q} \delta \mathbf{r}_2} |ge\rangle \right) |\mathbf{k}\rangle + (\xi)^{1/2} f |ee\rangle (|\mathbf{k}', \mathbf{k}\rangle + |\mathbf{k}, \mathbf{k}'\rangle) \right], \quad (21)$$

where $\xi = (b/a)^2$. Taking into account that the field state $|\mathbf{k}', \mathbf{k}\rangle$ is orthogonal to $|\mathbf{k}, \mathbf{k}'\rangle$, and calculating $\langle |f|^2 \rangle_T = 2$, one obtains the normalizing factor $N = 2[1 + 2\xi]$.

After carrying out the Raman transitions, the atom states in the right part of Eq.(21) are changed in accordance with the transformation (12). Following the procedure of Section

III we find

$$E_{gg}(\theta_i) = -[1 - D(T)] \sin 2\theta_1 \sin 2\theta_2 - \frac{\cos 2\theta_1 \cos 2\theta_2}{1 + 2\xi}. \quad (22)$$

Fig.6 shows $S_{gg}(x)$ calculated with the help of Eqs.(16),(22) for $T/T_{cr} = 0.5$, θ_1 , θ_2 , θ'_1 and θ'_2 given by Eqs.(19) and various ξ . If the state $|e'\rangle_i$ is excited by a weak “square” pulse, so that Ω_{gi} is constant during the excitation time and zero otherwise, then $\xi = |\Omega_{gi}|^2/\delta^2 \ll 1$, where δ is the detuning from the resonance on $|g\rangle_i \rightarrow |e'\rangle_i$ transition. According with Fig.6, BI are still violated for $|\Omega_{gi}|^2/\delta^2 \leq 0.15$.

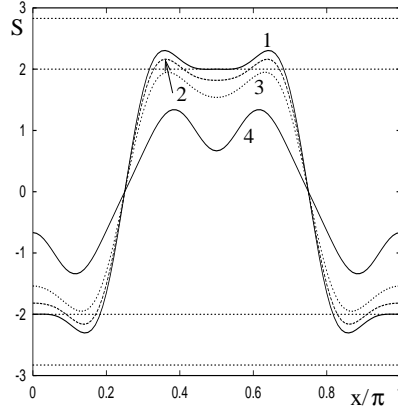


FIG. 6: Factor $S_{gg}(x)$ for Raman transition parameters given by Eq.(19), $T/T_{cr} = 0.5$ and $\xi = 0$ (curve 1), $\xi = 0.05$ (2), $\xi = 0.15$ (3) and $\xi = 1$ (4). BI violation is possible for $\xi < 0.15$.

It is convenient to write the final two-atom state, taking into account simultaneous excitation of two atoms for each initial state $|\alpha\beta\rangle$, under the following matrix form:

$$\sqrt{2/N} (|\mathbf{k}\rangle \hat{B} + |\mathbf{k}, \mathbf{k}'\rangle \hat{B}^{(2)}) |\alpha\beta\rangle, \quad (23)$$

where the matrix $[B]$ of the operator \hat{B} is given by Eq.(10), the matrix of the operator $\hat{B}^{(2)}$ is

$$[B^{(2)}] = \sqrt{2\xi} \begin{bmatrix} 0 & 0 & 0 & 1 \\ 0 & 0 & 1 & 0 \\ 0 & 1 & 0 & 0 \\ 1 & 0 & 0 & 0 \end{bmatrix}, \quad (24)$$

and the state $|\mathbf{k}, \mathbf{k}'\rangle$ is orthogonal to $|\mathbf{k}\rangle$ and normalized to 1.

VI. BELL'S STATE MEASUREMENT

In the previous section we have shown that four orthogonal Bell's states can be prepared from four initial factorized states, under the condition of detecting a single photon. The reverse process, usually known as a Bell measurement, is actually also realized using the same scheme. Here we will evaluate the efficiency of a whole sequence, including the preparation followed by the measurement - two successive clicks will be therefore required.

By carrying out the steps 1 – 3 of the procedure described in Section III we prepare a Bell state $|B_{\alpha\beta}\rangle$ of two atoms. Then $|B_{\alpha\beta}\rangle$ can be projected to the pure state $|\alpha\beta\rangle$ of two atoms, or “measured”, by proceeding the steps 1 – 3 with the phases of the laser fields

$$\varphi_{e2}^0 = \pi - \mathbf{k}_L \Delta \mathbf{r}, \quad \varphi_{g1}^0 = \varphi_{e1}^0 = 0, \quad \varphi_{g2}^0 = -\mathbf{k}_L \Delta \mathbf{r}.$$

Taking into account the multiple scattering, one arrives to the final state of two atoms and spontaneously emitted photons after the Bell's state preparation from $|\alpha\beta\rangle$ state followed by the Bell's state measurement

$$\sqrt{1/\tilde{N}} \left(|\tilde{\mathbf{k}}\rangle \hat{\tilde{B}} + |\tilde{\mathbf{k}}, \tilde{\mathbf{k}}'\rangle \hat{B}^{(2)} \right) \left(|\mathbf{k}\rangle \hat{B} + |\mathbf{k}, \mathbf{k}'\rangle \hat{B}^{(2)} \right) |\alpha\beta\rangle, \quad (25)$$

where \tilde{N} is normalizing factor. A matrix $[\tilde{B}]$ of an operator $\hat{\tilde{B}}$ is $[B]^{-1}$ with $\delta \mathbf{r}_i$ replaced by $\delta \tilde{\mathbf{r}}_i$, operator $\hat{B}^{(2)}$ is the same for the Bell's state preparation and the measurement. Because of the preparation and the measurement of a Bell's state are separated in time, all field states in Eq.(25) are orthogonal to each other and the average over the atom motion $\langle \delta \mathbf{r}_i \delta \tilde{\mathbf{r}}_j \rangle = 0$, $i, j = 1, 2$, since the atom motions on different time intervals are not correlated.

The Bell's state measurement is not perfect due to the atom motion and the multiple scattering, so that the state (25) is, in general, a linear combination of four states (1). If a fidelity of the Bell's state measurement is high, the probability to find atoms in $|\alpha\beta\rangle$ initial state after the measurement approaches 1, while the probabilities to find any other atom states tends to 0. A matrix for the transformation of the vector-column of states (1) after the Bell's state preparation and the measurement is

$$\sqrt{1/\tilde{N}} \left([B][\tilde{B}] + [B^{(2)}][\tilde{B}] + [B][B^{(2)}] + [B^{(2)}]^2 \right). \quad (26)$$

Taking the square modulus of each element in the matrix (26) and calculating $\tilde{N} = [1 + 2\xi]^2$ one converts matrix (26) to a matrix of probabilities to find atoms in $|\gamma\delta\rangle$ final state starting

with $|\alpha\beta\rangle$ initial state

$$\frac{1}{(1+2\xi)^2} \begin{bmatrix} 1 - f_1 + 4\xi^2 & 2\xi & 2\xi & f_1 \\ 2\xi & 1 - f_1 + 4\xi^2 & f_1 & 2\xi \\ 2\xi & f_1 & 1 - f_1 + 4\xi^2 & 2\xi \\ f_1 & 2\xi & 2\xi & 1 - f_1 + 4\xi^2 \end{bmatrix}, \quad (27)$$

$$f_1(T) = D(T) - D^2(T)/2.$$

In the case of perfect Bell's state preparation and the measurement the matrix (27) has diagonal elements equal to 1 and other elements equal to 0. Thus, we can take the diagonal element of the matrix (27) as the fidelity $F_B(\xi, T)$ of Bell's state measurement

$$F_B(\xi, T) = 1 - \frac{4\xi^2 + D(T) - D^2(T)/2}{(1+2\xi)^2} \quad (28)$$

Fidelity F_B is shown in Fig.7a as a function of T/T_{cr} for various ξ , it is shown in Fig.7b as a function of ξ for various T/T_{cr} . Small increase in F_B for large $\xi \approx 1$ is because of the

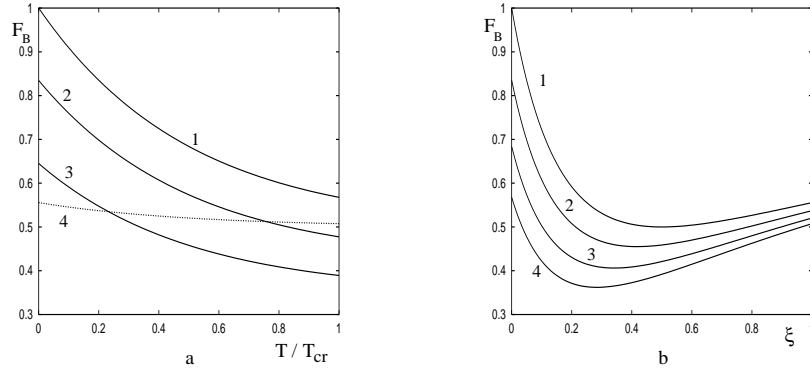


FIG. 7: (a) Fidelity factor F_B for Bell's state measurement as a function of T/T_{cr} for $\xi = 0$ (curve 1), $\xi = 0.05$ (2), $\xi = 0.15$ (3) and $\xi = 1$ (4); (b) F as a function of ξ at $T/T_{cr} = 0$ (curve 1), $T/T_{cr} = 0.2$ (2), $T/T_{cr} = 0.5$ (3), $T/T_{cr} = 1$ (4).

contribution of processes $|\alpha\alpha\rangle \rightarrow |\beta\beta\rangle \rightarrow |\alpha\alpha\rangle$, $\alpha \neq \beta$ grows up with ξ due to the multiple photon scattering. However this is not so important for practical cases, where $\xi \ll 1$.

VII. QUANTUM CNOT GATE.

We have shown so far that conditional Bell states preparation and measurement can be successfully achieved. Our result is actually more general than that, and shows that

arbitrary “conditional” unitary transformations on two qubits can be achieved by using Raman rotations (applied locally to each atom) and the detection of a single click. In order to demonstrate this we will now show that the four Bell’s states preparation $|B_{\alpha\beta}\rangle = \hat{B}|\alpha\beta\rangle$ can be turned into a “controlled-not” (CNOT) operation \hat{C} , described by the matrix

$$[C] = \begin{bmatrix} 1 & 0 & 0 & 0 \\ 0 & 1 & 0 & 0 \\ 0 & 0 & 0 & 1 \\ 0 & 0 & 1 & 0 \end{bmatrix}. \quad (29)$$

We prove that in our case $\hat{C} = \hat{H}_2\hat{B}\hat{H}_1$, where $\hat{H}_{1,2}$ are some local (single-atom) operations and the matrix of Bell operation \hat{B} is given by Eq.(10). The CNOT operation can thus be realized by the following procedure:

1. One of initial states (1) of atoms is prepared;
2. The local operation \hat{H}_1 is carried out;
3. Atoms are excited and a spontaneously emitted photon is registered. If there is no photons registered for a time $t_0 \gg \Gamma^{-1}$ operations 1 - 3 has to be repeated;
4. The local operation \hat{H}_2 is carried out.

Let us suppose, for a while, that atoms do not move, so that the Bell operator is \hat{B}_0 , which matrix $[B_0]$ is given by Eq.(10) with $\delta\mathbf{r}_i = 0$. By definition $[C] = [H_1][B_0][H_2]$, where $[H_{1,2}]$ are the matrices of local operations $\hat{H}_{1,2}$, and therefore

$$[H_1] = [C][H_2]^{-1}[B_0]^{-1}. \quad (30)$$

Taking the matrix $[H_2]^{-1}$ as a general local transformation for two-level atom, inserting it in Eq.(30) with the requirement that the matrix product on the right of Eq.(30) should be a local transformation, we obtain

$$[H_1] = \frac{1}{2} \begin{bmatrix} i & i & -i & -i \\ -1 & 1 & 1 & -1 \\ i & i & i & i \\ -1 & 1 & -1 & 1 \end{bmatrix}, \quad [H_2] = \frac{1}{\sqrt{2}} \begin{bmatrix} 0 & -1 & 0 & -i \\ i & 0 & 1 & 0 \\ 0 & -1 & 0 & -i \\ -i & 0 & 1 & 0 \end{bmatrix}. \quad (31)$$

Details of the procedure of determining of $[H_{1,2}]$ are given in Appendix 2. As it can be seen from Eqs. (51), (52) of Appendix 2, operation \hat{H}_1 is the phase transformation $|g\rangle_2 \rightarrow i|g\rangle_2$, after which the Raman transition (12) with $\theta_1 = \pi/4$, $\theta_2 = -\pi/4$ is carried out. Operation

\hat{H}_2 starts with the Raman transition (12) with $\theta_1 = -\pi/4$, $\theta_2 = -\pi/2$ after which one makes the phase transformations $|e\rangle_1 \rightarrow -i|e\rangle_1$, $|g\rangle_2 \rightarrow -i|g\rangle_2$.

Now we take into account the atom motion, the simultaneous excitation of two atoms and find a fidelity of CNOT operation. We suppose, that $\hat{H}_{1,2}$ transformations are much faster than a period of the atom motion in the trap, in such case $\hat{H}_{1,2}$ does not depend at all on the atom motion. Indeed, by carrying out a fast local operation with atom i , one can chose the origin of the coordinate system in that atom, which means $\mathbf{r}_{i0} + \delta\mathbf{r}_0 \equiv 0$. Thus, using formula (10) with $\delta\mathbf{r}_i \neq 0$ and Eq.(23) we obtain an operator \hat{C} of a non-perfect CNOT transformation

$$\hat{C} = \sqrt{2/N} (|\mathbf{k}\rangle \hat{C}^{(1)} + |\mathbf{k}, \mathbf{k}'\rangle \hat{C}^{(2)}), \quad (32)$$

where matrices of operators $\hat{C}^{(1,2)}$ are

$$[C^{(1)}] = [H_1] \cdot [B] \cdot [H_2], \quad [C^{(2)}] = [H_1] \cdot [B^{(2)}] \cdot [H_2]. \quad (33)$$

The matrices $[H_{1,2}]$ are given by Eqs.(31), and matrices $[B]$, $[B_2]$ are given by Eqs.(10), (24), respectively.

We can build now matrices $[|C^{(1,2)}|^2]$, which elements are the square modulus of respective elements of $[C^{(1,2)}]$, and calculate the matrix $[C_p]$ of probabilities to find atoms in $|\gamma\delta\rangle$ state after CNOT operation, while $|\alpha\beta\rangle$ was the initial atom state

$$[C_p] = \frac{2}{N} \{ [|C^{(1)}|^2] + [|C^{(2)}|^2] \} = \frac{1}{2} \begin{bmatrix} 1+F & 1-F & 0 & 0 \\ 1-F & 1+F & 0 & 0 \\ 0 & 0 & 1-F & 1+F \\ 0 & 0 & 1+F & 1-F \end{bmatrix},$$

where

$$F = \frac{1 - D(T)}{1 + 2\xi}, \quad (34)$$

$0 < F < 1$ is the fidelity of CNOT operation (32). Factor F is shown in Fig.8a as a function of T/T_{cr} for various ξ , it is shown in Fig.8b as a function of ξ for various T/T_{cr} .

VIII. DISCUSSION

An important problem in the experimental demonstration of the conditional quantum CNOT gate operation is the suppression of the atom motion, which can be done by cooling

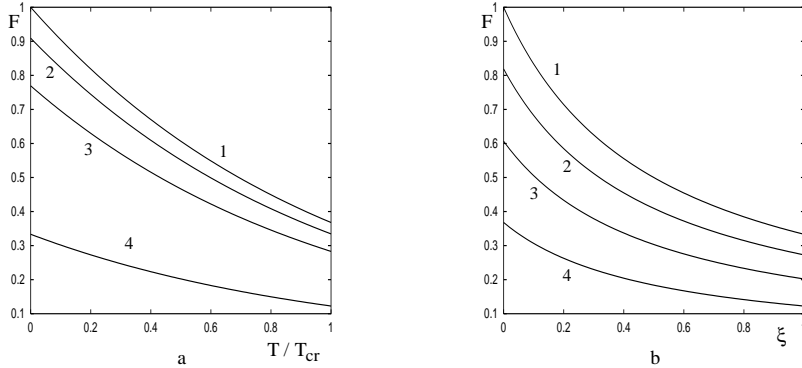


FIG. 8: (a) Fidelity factor F for quantum CNOT gate as a function of T/T_{cr} for $\xi = 0$ (curve 1), $\xi = 0.05$ (2), $\xi = 0.1$ (3) and $\xi = 1$ (4); (b) F as a function of ξ at $T/T_{cr} = 0$ (curve 1), $T/T_{cr} = 0.2$ (2), $T/T_{cr} = 0.5$ (3), $T/T_{cr} = 1$ (4).

atoms in the traps up to temperatures of few μK , or by increasing the atom oscillation frequencies. The last can be done, for example, by using standing-wave trapping fields, that separates a trapped potential into several narrow wells with oscillation frequencies much higher than the present 50 kHz obtained for the longitudinal motion in a tightly focused beam. Multiple scattering gives rather small contribution, even for few percents of the atom excitation. An important characteristics of the fidelity of the CNOT gate operation is the decoherence parameter $D(T)$. For a reliable theoretical determination of $D(T)$, one needs to know accurately the trapping potential. However, before doing experiments on BI violation, $D(T)$ can also be determined experimentally by looking at the interference fringes on the light emitted by the two atoms, irradiated on a closed transition [19].

Neutral atoms in a dipole trap are not the only candidates for implementing our conditional CNOT gate. In principle, the gate can be realized with other resonant objects such as, for example, trapped ions, or quantum dot molecules (QDM) incorporated in a solid matrix [20, 21]. Each QDM consists in two closely positioned quantum dots with the ground state of each dot split into two or more close states. The advantages of QDM are their fixed positions in the matrix, and the possibility to prepare the initial states electronically. The difficulty, however, is in providing the coherence during the gate operation, which is quickly destroyed by the electron-phonon interaction.

The proposed simple scheme can be generalized straightforwardly to more complicated schemes with many elementary gates, which may be called “integrated conditional quantum

logic blocks”, or ICQLB. They can be constructed by the increase of the number of atoms and (or) the number of ground states available in a single atom. There are p^n initial states of n atoms, if an identical photon can be emitted on transitions to p different ground states. However, because of the photon observation process is not Hermitian, the maximum number $N(n, p)$ of obtained orthogonal Bell’s states is, in general, less than p^n , though $N(n, p)$ increases with n and p . One can see, for example, that only 7 orthogonal Bell’s states are possible for three atoms with the level scheme of Fig.1, for any choice of phases of laser fields. Determination of $N(n, p)$ is an important question for the theoretical modeling of ICQLB.

Another theoretical problem is how to find local transformations, which convert $N(n, p) \times N(n, p)$ matrix of the generalized Bell transformation, obtained by the photon observation procedure, to the matrix of desirable logic transformation. The procedure of Appendix 2 can be generalized, in principle, to higher-dimensional cases, however it seems too cumbersome, and the development of a simpler procedure would be quite helpful. We underline that even complicated ICQLB operates in the same five steps as the CNOT gate described above. The step 1 is the preparation of initial $N(n, p)$ states of atoms; 2 includes local transformations; 3 is the excitation of atoms by weak resonant fields, repeated may be several times until a spontaneously emitted photon is registered; 4 is another the local transformation; 5 is the determination of final populations of atomic states. Each step can be carried out simultaneously for all atoms together, so that the operation time of ICQLB is not much longer than for the elementary CNOT gate. The increase in the operation time of complicated ICQLB can happen however, because the probability for n atoms to emit more than one photon increases with n , so that lower intensities of the exciting fields are required in order to avoid multiple scattering.

As a conclusion, though we do not propose here a specific way to make the present scheme scalable, it would be very interesting to study up to which point quantum computations may be realized using conditional logical elements such as the ones described above.

Appendix 1

We consider an atom in the trapping potential as a harmonic oscillator, with a deviation from the equilibrium position given by $\delta\mathbf{r}_i = \{\delta r_x, \delta r_y, \delta r_z\}$. Then $\langle e^{i\mathbf{q}\delta\mathbf{r}_i} \rangle_T = e^{-\langle (\mathbf{q}\delta\mathbf{r}_i)^2 \rangle_T/2}$, which is the consequence that the thermal fluctuations of the position of a harmonic oscillator are described by the Gaussian distribution function, and therefore

$$1 - D(T) \equiv \langle e^{i\mathbf{q}(\delta\mathbf{r}_1 - \delta\mathbf{r}_2)} \rangle = \langle e^{-\langle (\mathbf{q}\delta\mathbf{r})^2 \rangle_T} \rangle_{\mathbf{q}}. \quad (35)$$

In the coordinate system shown in Fig.2 $k_x = k \sin \theta \cos \varphi$, $k_y = k \sin \theta \sin \varphi$, $k_z = k \cos \theta$ and $k_{Lx} \approx k$, $k_{Ly} = k_{Lz} = 0$, so that

$$\langle (\mathbf{q}\delta\mathbf{r})^2 \rangle_T = k^2 \left[(1 - \sin \theta \cos \varphi)^2 \langle \delta r_x^2 \rangle_T + \sin^2 \theta \sin^2 \varphi \langle \delta r_y^2 \rangle_T + \cos^2 \theta \langle \delta r_z^2 \rangle_T \right]. \quad (36)$$

For the one-dimensional quantum harmonic oscillator with the mass m_{at} , which oscillates along the axes ξ with the frequency ω_ξ , $\xi = x, y, z$ in the thermal equilibrium

$$\langle \delta r_\xi^2 \rangle_T = \frac{\hbar}{2m_{at}\omega_\xi} \coth \left(\frac{\hbar\omega_\xi}{2k_B T} \right) \approx \frac{k_B T}{m_{at}\omega_\xi^2}, \quad (37)$$

at $\hbar\omega_\xi/(k_B T) \ll 1$. Taking $\omega_x = \omega_y = 2\pi\nu_\perp$ and $\omega_z = 2\pi\nu_\parallel$ we obtain

$$\langle (\mathbf{q}\delta\mathbf{r})^2 \rangle_T = k^2 \frac{k_B T}{2\pi^2 m_{at}} \left[(1 + \sin^2 \theta - 2 \sin \theta \cos \varphi) \frac{1}{\nu_\perp^2} + \cos^2 \theta \frac{1}{\nu_\parallel^2} \right]. \quad (38)$$

The average

$$\langle u(\theta, \varphi) \rangle_{\mathbf{q}} = \int_0^{2\pi} d\varphi \int_0^{\theta_0} \sin \theta d\theta \mathcal{P}(\theta, \varphi) u(\theta, \varphi), \quad (39)$$

where $u(\theta, \varphi)$ is some function and

$$\mathcal{P}(\theta, \varphi) = C_0 (1 - \sin^2 \theta \cos^2 \varphi) \quad (40)$$

is a probability that a photon, emitted to the solid angle of the optical system has a direction \mathbf{k} , C_0 is the normalizing constant

$$\frac{1}{C_0} = \int_0^{2\pi} d\varphi \int_0^{\theta_0} \sin \theta d\theta (1 - \sin^2 \theta \cos^2 \varphi) = \frac{4\pi}{3} \left[1 - \frac{1}{4} (3 \cos \theta_0 + \cos^3 \theta_0) \right]. \quad (41)$$

Eq.(40) is obtained from the relation

$$\mathcal{P}(\theta, \varphi) = C_0 \sum_{\lambda=1,2} [\mathbf{d} \cdot \mathbf{e}_\lambda(\mathbf{k}/k)]^2 = C_0 [1 - (\mathbf{d} \cdot \mathbf{k})^2/k^2],$$

where $\mathbf{e}_\lambda(\mathbf{k})$ is the unit wave vector along one of two possible polarizations $\lambda = 1, 2$ of a photon and \mathbf{d} is a unit wave vector along the direction of the dipole momentum of atom transition directed along axes x as shown in Fig.2.

Thus, in order to find $D(T)$ one has to insert Eq.(38) into Eq.(35) and calculate $\langle \dots \rangle_{\mathbf{q}}$ as shown by Eq.(39). For a high input aperture of the optical system, that is our case, this procedure can hardly lead to an analytical result. For the estimations we use an approximation

$$\left\langle e^{-\langle (\mathbf{q}\delta\mathbf{r})^2 \rangle_T} \right\rangle_{\mathbf{q}} \approx e^{-\langle \langle (\mathbf{q}\delta\mathbf{r})^2 \rangle_T \rangle_{\mathbf{q}}},$$

which is as better, as $D(T)$ is smaller. Thus, we arrive to $D(T) = 1 - e^{-T/T_{cr}(\theta_0)}$ where

$$k_B T_{cr}(\theta_0) = \frac{h^2 \nu_{eff}^2(\theta_0)}{2E_R}, \quad \frac{1}{\nu_{eff}^2(\theta_0)} = \frac{A_{||}(\theta_0)}{\nu_{||}^2} + \frac{A_{\perp}(\theta_0)}{\nu_{\perp}^2}, \quad (42)$$

$$A_{\perp}(\theta_0) = 1 + \frac{4\pi C_0(\theta_0)}{5} \left(1 - \frac{5 \cos \theta_0 - \cos^5 \theta_0}{4} \right) \quad A_{||}(\theta_0) = \frac{8\pi C_0(\theta_0)}{15} \left(1 - \frac{5 \cos^3 \theta_0 + 3 \cos^5 \theta_0}{8} \right),$$

and $C_0(\theta_0)$ is determined by Eq.(41).

Appendix 2

General local transformations, which mixes the states $|g\rangle_i$ and $|e\rangle_i$ of the two-level atom $i = 1, 2$, can be written in the form

$$|g\rangle_i \rightarrow (c_i e^{i\phi_{gi}} |g\rangle_i - s_i e^{i\phi_{ei}} |e\rangle_i) e^{i\xi_{gi}} \quad |e\rangle_i \rightarrow (c_i e^{i\phi_{ei}} |e\rangle_i + s_i e^{i\phi_{gi}} |g\rangle_i) e^{i\xi_{ei}}. \quad (43)$$

They consist the phase transformation which changes the phase of the state $|\alpha\rangle_i \rightarrow e^{i\xi_{\alpha i}} |\alpha\rangle_i$, the Raman transition given by Eq.(12) with $c_i \equiv \cos(\theta_i)$, $s_i \equiv \sin(\theta_i)$ and another phase transformation $|\alpha\rangle_i \rightarrow e^{i\phi_{\alpha i}} |\alpha\rangle_i$. For our purposes, however, it is enough to consider transformations (43) (or reverse to them) with $\phi_{\alpha i} = 0$. The matrix of the local transformations carried out with two atoms is, therefore

$$[L(\theta_i, \xi_{\alpha i})] = [M(\xi_{\alpha i})][R(\theta_i)] \equiv [M(\xi_{\alpha i})] \begin{bmatrix} c_1 c_2 & -c_1 s_2 & -s_1 c_2 & s_1 s_2 \\ c_1 s_2 & c_1 c_2 & -s_1 s_2 & -s_1 c_2 \\ s_1 c_2 & -s_1 s_2 & c_1 c_2 & -c_1 s_2 \\ s_1 s_2 & s_1 c_2 & c_1 s_2 & c_1 c_2 \end{bmatrix}, \quad (44)$$

where

$$[M(\xi_{\alpha i})] \equiv [M(\xi_{g1}, \xi_{e1}, \xi_{g2}, \xi_{e2})] = \text{diag}\{e^{i\xi_{gg}}, e^{i\xi_{ge}}, e^{i\xi_{eg}}, e^{i\xi_{ee}}\}, \quad \xi_{\alpha\beta} \equiv \xi_{\alpha 1} + \xi_{\beta 2}, \quad (45)$$

is the diagonal matrix of the phase transformation and $[R(\theta_i)] \equiv [R(\theta_1, \theta_2)]$ is the matrix of the Raman transformation (12).

Let us take $[H_2]^{-1} = [L(\theta_i, \xi_{\alpha i})]$, insert it into Eq.(30) and find

$$[H_1] = [M_1(\xi_{\alpha i})] \begin{bmatrix} c_1 s_2 - s_1 c_2 & c_1 c_2 + s_1 s_2 & c_1 c_2 - s_1 s_2 & -c_1 s_2 - s_1 c_2 \\ -c_1 c_2 - s_1 s_2 & c_1 s_2 - s_1 c_2 & c_1 s_2 + s_1 c_2 & c_1 c_2 - s_1 s_2 \\ c_1 s_2 - s_1 c_2 & s_1 s_2 + c_1 c_2 & s_1 s_2 - c_1 c_2 & s_1 c_2 + c_1 s_2 \\ s_1 s_2 + c_1 c_2 & s_1 c_2 - c_1 s_2 & s_1 c_2 + c_1 s_2 & c_1 c_2 - s_1 s_2 \end{bmatrix}, \quad (46)$$

where $[M_1(\xi_{\alpha i})]$ is a diagonal matrix obtained by interchanging two last elements of $[M(\xi_{\alpha i})]$.

Our goal is to determine θ_i and $\xi_{\alpha i}$, such that the matrix given by Eq.(46) can be represented as

$$[H_1] = [L(\tilde{\theta}_i, \tilde{\xi}_{\alpha i})] \quad (47)$$

with some $\tilde{\theta}_{1,2}, \tilde{\xi}_{\alpha i}$. By comparing the matrices given by Eq.(44) and (46) we see, that Eq.(47) can be true only if $|c_i| = |s_i|$, that is when $\theta_i = \pm\pi/4, \theta_i = \pm 3\pi/4$; or when $c_i = 0$ or $s_i = 0$, while $|c_j| = |s_j|, j \neq i$. We chose $c_2 = 0, s_2 = 1$, that is for $\theta_2 = \pi/2$ and $c_1 = s_1$ that is for $\theta_1 = \pi/4$, so that

$$[H_1] = \begin{bmatrix} e^{i\xi_{gg}} & e^{i\xi_{gg}} & -e^{i\xi_{gg}} & -e^{i\xi_{gg}} \\ -e^{i\xi_{ge}} & e^{i\xi_{ge}} & e^{i\xi_{ge}} & -e^{i\xi_{ge}} \\ e^{i\xi_{ee}} & e^{i\xi_{ee}} & e^{i\xi_{ee}} & e^{i\xi_{ee}} \\ e^{i\xi_{eg}} & -e^{i\xi_{eg}} & e^{i\xi_{eg}} & -e^{i\xi_{eg}} \end{bmatrix}. \quad (48)$$

We can see now, that the matrix $[L(\tilde{\theta}_i, \tilde{\xi}_{\alpha i})]$ is very similar to the matrix (48) if we take $\tilde{\theta}_1 = \pi/4$ and $\tilde{\theta}_2 = -\pi/4$, so that

$$[L(\pi/4, -\pi/4, \tilde{\xi}_{\alpha i})] = \begin{bmatrix} e^{i\tilde{\xi}_{gg}} & e^{i\tilde{\xi}_{gg}} & -e^{i\tilde{\xi}_{gg}} & -e^{i\tilde{\xi}_{gg}} \\ -e^{i\tilde{\xi}_{ge}} & e^{i\tilde{\xi}_{ge}} & e^{i\tilde{\xi}_{ge}} & -e^{i\tilde{\xi}_{ge}} \\ e^{i\tilde{\xi}_{eg}} & e^{i\tilde{\xi}_{eg}} & e^{i\tilde{\xi}_{eg}} & e^{i\tilde{\xi}_{eg}} \\ -e^{i\tilde{\xi}_{ee}} & e^{i\tilde{\xi}_{ee}} & -e^{i\tilde{\xi}_{ee}} & e^{i\tilde{\xi}_{ee}} \end{bmatrix} \quad (49)$$

with

$$\tilde{\xi}_{\alpha\beta} \equiv \tilde{\xi}_{\alpha 1} + \tilde{\xi}_{\beta 2}. \quad (50)$$

Apart of the notations for phases, the only difference between the matrices in Eqs.(49) and Eqs.(48) is the opposite signs of the elements in the last rows. The simplest way to

eliminate this difference by choosing $\tilde{\xi}_{ee} = \pi$ is not permitted by relations (50). However, by the examination of Eqs.(48) and (49) one can see that they are equivalent for $\xi_{eg} = \pi$, $\xi_{ee} = \xi_{gg} = \pi/2$, $\xi_{ge} = 0$ and $\tilde{\xi}_{eg} = \tilde{\xi}_{gg} = \pi/2$, $\tilde{\xi}_{ge} = \tilde{\xi}_{ee} = 0$. Such choice does not contradict with Eqs.(45), (50), it corresponds to $\xi_{g1} = 0$, $\xi_{g2} = \pi/2$, $\xi_{e1} = \pi/2$, $\xi_{e2} = 0$ and $\tilde{\xi}_{g1} = 0$, $\tilde{\xi}_{g2} = \pi/2$, $\tilde{\xi}_{e1} = \tilde{\xi}_{e2} = 0$. Inserting such values of $\tilde{\xi}_{\alpha\beta}$ and $\tilde{\theta}_1 = \pi/4$, $\tilde{\theta}_2 = -\pi/4$ into Eqs.(49), (47) we find

$$[H_1] = [M(0, 0, \pi/2, 0)][R(\pi/4, -\pi/4)]. \quad (51)$$

Otherwise, the matrix $[H_2]^{-1}$ is, by definition, given by Eqs.(44). Inserting there $\theta_1 = \pi/4$, $\theta_2 = \pi/2$ and the values of $\xi_{\alpha i}$ given above we arrive to

$$[H_2] = [R(-\pi/4, -\pi/2)][M(0, -\pi/2, -\pi/2, 0)]. \quad (52)$$

where we take into account that $[R(\pi/4, \pi/2)]^{-1} = [R(-\pi/4, -\pi/2)]$ and $[M(0, \pi/2, \pi/2, 0)]^{-1} = [M(0, -\pi/2, -\pi/2, 0)]$. Matrices $[H_{1,2}]$ are given explicitly by Eqs.(31). Obviously, that matrices given by Eqs.(51), (52) are not the only ones which satisfy Eq.(30). However other possible local transformations will be similar to the ones given by matrices (51), (52).

ACKNOWLEDGEMENTS This work was supported by the European IST/FET project ‘QUBITS’ and by the European IHP network ‘QUEST’. I. Protsenko is also grateful to Russian Foundation for Basic Research, grant 01-02-17330, for support.

-
- [1] A. Rauschenbeutel et al, Phys. Rev. Lett. **83**, 5166 (1999).
 - [2] G. Nogues et al, Nature **400**, 239 (1999).
 - [3] C. A. Sackett et al, Nature **404**, 256 (2000).
 - [4] A.Steane et al, Phys. Rev. A **62**, 042305 (2000).
 - [5] H. Walther, Proc. Roy. Soc. London A **454**, 431 (1998).
 - [6] N. A. Gershenfeld and I. L. Chuang, Science **275**, 350 (1997).
 - [7] A. Imamoglu et al, Phys. Rev. Lett. **83**, 4204 (1999).
 - [8] I. E. Protsenko, G. Reymond, N. Schlosser, and P.Grangier, Phys. Rev. A **65**, 052301 (2002).
 - [9] Ch.Roos et al, Phys. Rev. Lett. **83**, 4713 (1999).
 - [10] S. B. Zheng and G.C. Guo, Phys. Rev. Lett. **85**, 2392 (2000); S. Osnaghi et al., Phys. Rev. Lett. **87**, 037902 (2001).
 - [11] C. J. Hood, and H. J. Kimble, Phys. Rev. A **64**, 033804 (2001).
 - [12] E. Knill, R. Laflamme and G.J. Milburn, Nature **409**, 46 (2001).

- [13] R. H. Dicke (unpublished); see also W. M. Itano et al, in *Proceedings of the International Conference on Lasers '93 Lake Tahoe, 1993*, edited by V. J. Corcoran and T. A. Goldman (STS Press, McLean, VA, 1994), pp.412 - 419.
- [14] C. Cabrillo, J. I. Cirac, P. Garcia-Fernandez, and P. Zoller, *Phys. Rev. A* **59**, 1025 (1999).
- [15] N. Schlosser, G. Reymond, I. Protsenko, and P. Grangier, *Nature* **411**, 1024 (2001).
- [16] J. H. Eberly, *Am. J. Phys.* **70**, 276 (2002).
- [17] J. S. Bell, in *Foundations of Quantum Mechanics*, ed. by B. d'Espagnat (Academic, New York, 1972).
- [18] A. Aspect, P. Grangier and G. Roger, *Phys. Rev. Lett.* **49**, 91 (1982)
- [19] W. M. Itano et al, *Phys. Rev. A* **57**, 4176 (1998).
- [20] G. Wilfred et al, *Jap. Journ. Appl Phys, Part 1* **40**, 2100 (2001).
- [21] T. H. Oosterkamp et al, *Nature*, **395**, 873 (1998).