

# Quantum Cryptography Using Einstein-Podolsky-Rosen Correlations of Continuous Variables

Jietai Jing, Qing Pan, Changde Xie and Kunchi Peng

*The State Key Laboratory of Quantum Optics and Quantum Optics  
Devices, Institute of Opto-Electronics, Shanxi University, Taiyuan, 030006,  
P.R.China*

Quantum cryptography with the predetermined key was experimentally realized using Einstein-Podolsky-Rosen(EPR) correlations of continuously bright optical beams. Only one of two EPR correlated beams is transmitted with the signals modulated on quadrature phases and amplitudes, and the other one is retained by the authorized receiver. The modulated small signals are totally submerged in the large quantum noise of the signal beam, therefore nobody except the authorized receiver can decode the signals. Usability of imperfect quantum correlation, high transmission and detection efficiencies, and security provided by quantum mechanics are the favorable features of the presented scheme.

PACS numbers: 03.67.Dd,03.67.Hk, 42.50.Dv,89.70.+c

Quantum cryptography (QC) provides a way for two distant parties(Alice and Bob) to share keys for encryption that can be absolutely secret in principle comparing to the classical ones in which their security is based on the conjectured computational difficulty of certain functions. The fundamental properties of quantum mechanics, Heisenberg uncertainty principle, provide the security of QC. The first complete protocol for quantum key distribution (QKD) using four polarization states of a photon pulse was proposed in 1984 by Charles Bennett and Gilles Brassard (named BB84) [1]. The majority of proposals and all implemented experiments for QKD so far have focused on the use of discrete variables to transmit information [1–6]. Although discrete systems have the advantage to be loss insensitive, also have a number of disadvantages in working with single photons, particularly the strong restrictions on data transmission rates and the poor efficiency of detection. In recent years the cryptographic schemes employing continuous coherent and nonclassical light fields have been suggested [7–15]. A lot of interest has arisen in continuous variable quantum cryptography (CVQC) with EPR beams due to that the experimental demonstrations of quantum teleportation [16] and quantum dense coding [17,18] for continuous variables (CV). J.Kimble and his colleagues completed the quantum communication of dual channels with correlated nonclassical states of light [13]. However in this case, an eavesdropper (Eve) could simultaneously access the signal and idler beams without the knowledge of the legitimate receiver. So far, to the best of our knowledge, there is no experimental demonstration on CVQC.

In this letter we present a scheme using the nonlocal correlation of bright EPR beams to implement QC, in which the source generating EPR beams is placed inside the receiver, only one of the EPR correlated beams (sig-

nal beam) is sent to Alice and other one (idler beam) is retained by Bob. The security of the presented system is directly provided by EPR correlations between amplitude and phase quadratures of continuous bright optical beams and no-cloning of quantum fluctuations. Any random choice on measurements of quadratures are not needed and the sender encodes the key string with predetermined binary bits [11]. All transmitted bits are used for constituting the key string without bit rejection, thus the transmission efficiency of 100% may be achieved in principle.

It has been theoretically and experimentally demonstrated [17–20] that bright EPR beams with anticorrelated amplitude quadratures and correlated phase quadratures may be produced by a continuous nondegenerate optical parametric amplifier(NOPA) operating at deamplification. The calculated normalized fluctuation variances of the amplitude quadratures for the output modes from NOPA are [21]

$$\langle \delta^2(X_1) \rangle = \langle \delta^2(Y_1) \rangle = \langle \delta^2(X_2) \rangle = \langle \delta^2(Y_2) \rangle = \frac{e^{2r} + e^{-2r}}{2} \quad (1)$$

and the quantum correlation variances between the quadratures are

$$\langle \delta^2(X_1 + X_2) \rangle = \langle \delta^2(Y_1 - Y_2) \rangle = 2e^{-2r} \quad (2)$$

where  $r(0 \leq r \leq +\infty)$  is the correlation parameter between modes 1 and 2 which depends on the strength and the time of parametric interaction,  $r = 0$  without correlation,  $r > 0$  with partial correlation,  $r \rightarrow \infty$  with perfect correlation.

Here we have assumed that the two modes are totally balanced during the process of measurements. The modulated signals at given radio frequencies (rf) can be considered as a noise  $\delta X_S(\Omega)$  and  $\delta Y_S(\Omega)$ . When the powers of  $\delta X_S(\Omega)$  and  $\delta Y_S(\Omega)$  are smaller than the original quantum noise power of the signal beam (Eq.(1)) and larger than the correlation noise power (Eq.(2)), the signals are submerged in the noise background of the signal beam ( $X_1, Y_1$ ) and can be decoded with the correspondent idler beam ( $X_2, Y_2$ ) of the EPR beams. Thus, the strength  $\langle \delta^2 X_S \rangle$  of the modulated signals should satisfy the following inequalities:

$$2e^{-2r(\Omega)} < \langle \delta^2 X_S(\Omega) \rangle < \frac{e^{2r(\Omega)} + e^{-2r(\Omega)}}{2} \quad (3)$$

$$2e^{-2r(\Omega)} < \langle \delta^2 Y_S(\Omega) \rangle < \frac{e^{2r(\Omega)} + e^{-2r(\Omega)}}{2}$$

From Eqs.(1) and (2), it is obvious, when  $r > 0.27$  the variances of signal beam(Eq.(1)) are higher than that of the correlation fluctuations(Eq.(2)). The larger the correlation parameter is, the higher the noise power of the signal beam is and the lower the correlation variance is. For a perfect transmission line of noiseless the correlation parameter of the NOPA should be larger than 0.27 at least for accomplishing the QC. At Bob station, the signals  $X_S(\Omega)$  and  $Y_S(\Omega)$  modulated on the amplitude and phase quadratures of signal beam  $(X_1, Y_1)$  are decoded with the retained idler beam by means of the direct detection of photocurrents [17,18].

Fig.1 is the schematic of the QC system. The EPR source, NOPA, is placed inside the Bob receiving station. The one of the bright EPR correlated beams, the signal beam  $(X_1, Y_1)$ , is sent to the Alice sending station where Alice encodes the transmitted information on the amplitude and phase quadratures by the choice of the modulation types with the binary bit values, for example the modulated amplitude signals stands for "1" and the phase signals for "0". Then the encoded signal beam is transmitted back to Bob where the information is decoded by the retained other one of the EPR correlated beams.

The configuration of NOPA and scheme producing the bright beams with anticorrelation of amplitude quadratures and correlation of phase quadratures were same as that used in the experiment of the quantum dense coding which was described in detail in our previous publication [17]. Locking the relative phase between the pump laser and injected seed wave of NOPA to  $(2n + 1)\pi$ , where  $n$  is integer, to enforce the NOPA operating at deamplification, the entangled EPR beams were generated. The output field from NOPA is splitted into the signal and idler beams by a polarized-beam-splitter (PBS), then the signal beam is sent to Alice and the idler beam is retained by Bob. The phase shifter (PS), the 50-50 beam splitter (BS), a pair of photodiodes D1 and D2, and the power combiners (+/-) in Bob station constitute the direct detection system of Bell-state for measuring the variances of the amplitude sum and phase difference between the two quadratures simultaneously [17,18]. The PS imposes a phase difference of  $\pi/2$  between signal and idler beams before they are mixed on BS [18].

A secretly encoded and transmitted binary bit string is summarized in Table I. At the time points  $t_1, t_2 \dots t_6$ , Alice encodes the signal beam and sends it back to Bob, then Bob simultaneously measures the amplitude and phase modulation signals. The measured amplitude signals at  $t_1, t_4, t_5$  stand for "1", the phase singles at  $t_2, t_3, t_6$  for "0". The upper traces are the spectral densities of noise power of the SNL(Shot-Noise-Limit) for the EPR beams which is used to evaluate the quantum correlations. The middle traces are the noise spectra of signal beam in which the modulated signals are submerged in the noise background totally and the lower traces are the variances  $\langle \delta^2(X_1 + X_2) \rangle$  and  $\langle \delta^2(Y_1 - Y_2) \rangle$ , which are 3.8dBm below the noise level of the SNL of the EPR beams, and

the secret signals modulated at 2MHz emerge from the squeezed noise backgrounds. A secret key string characterized by the binary bit values 100110 is obtained.

In experiments, we should pay attention on matching the optical distances between the signal and idler beams to reach optimum correlation and detection efficiency. Especially for long distance transmission one must add optical retarder and attenuator in the idler beam retained by Bob to make its travel distance from EPR source to the beam splitter of the detection system and the detected intensity approximately equal to that of the signal beam. Recently, the schemes on storing quantum entanglement in atomic spins system or in cavity QED have been presented [22,23], that probably can provide a practical technique for retaining an EPR component in Bob.

The intensity fluctuations of signal and idler fields of the bright EPR beams generated by the NOPA are quantum-correlated at any instant and nobody can make or copy a light field which has the identical quantum fluctuations, which provide the mechanism of security for the CVQC system. In experiment, the SNR(signal to noise ratio) of the decoded signals depends on the original correlation of EPR beams and the losses of a given transmission line, which is independent of Alice's bit value. Any decrease of the measured SNR and the correlation degree relative to the predicted results alerts Bob to the additional loss caused by a partial tapping of the signal channel, perhaps by Eve. If Eve wants to perform the quantum-nondemonlition-measurment (QND) on one of the amplitude-phase quadratures of the signal beam, the other quadrature must be disturbed and the disturbance must be reflected on the measured results of Bob. The deviation would indicate the possibility that Eve have performed a QND. More quantitative analyses on protecting against the optical tap attack of Eve have been presented in the previous publications [10-13] and can be used in the discussion to the presented protocol.

A possible eavesdropping scheme using fake EPR beams is shown in Fig.2. Eve intercepts totally the signal beam  $(X_1, Y_1)$  and transmits a fake signal beam  $(X'_1, Y'_1)$  produced by a fake EPR source(EPR2) in her station to Alice. Alice has no ability to recognize the fake beam. She modulates the information on it and then sends out as usual. Eve intercepts the beam with messages again and decodes the information with the other one of the fake EPR correlated beams  $(X'_2, Y'_2)$  retained by her. At the same time she modulates the real signal beam  $(X_1, Y_1)$  according to the intercepted bit values and sends it back to Bob who also does not know that the information has been intercepted. To reveal this type of quantum interception Alice may randomly block the signal beam with a photoelectric detector ( $D_o$ ) connected to an oscilloscope at some appointed time points  $t_k$  for a short time interval  $\Delta t_k$  during the duration of transmission. The shape of intensity fluctuation of the signal beam at the blocked moment can be recorded as a function of time by an oscilloscope ( $OS_1$ ). In Bob station, the photocurrent

of the sum of the amplitude quadratures  $\langle \delta^2(X_1 + X_2) \rangle$  is splitted to two parts by a power splitter, one is sent to a spectrum analyzer (SA) for the noise spectrum measurement and other one to an oscilloscope ( $OS_2$ ) for recording the fluctuation of photocurrents. If there is no Eve between Alice and Bob, while the signal beam is blocked by  $D_o$  the oscilloscope  $OS_2$  in Bob station records the intensity fluctuation of the idler beam  $\langle \delta^2 X_2(t) \rangle$  which is anticorrelated with  $\langle \delta^2 X_1(t) \rangle$  recorded by  $OS_1$  at same time and the correlation extent only depends on the quality of the EPR source (EPR1) and the losses of transmission line. Fig.3 shows the intensity fluctuation shapes of  $\langle \delta^2 X_1(t) \rangle$  (trace1) and  $\langle \delta^2 X_2(t) \rangle$  (trace2) simultaneously recorded by  $OS_1$  and  $OS_2$  respectively. The partial anticorrelation between the shapes of the fluctuations is very obvious and the measured root-mean-square (rms) noise voltages for the sum and difference of traces 1 and 2 are  $568.64\mu v$  and  $655.29\mu v$  respectively. For two uncorrelated beams, the rms voltages for sum and difference photocurrents should be equal, thus the deviation between rms voltages of the sum and difference also shows the presence of quantum correlation. If Eve interrupts the real signal beam, the intensity fluctuations of  $\langle \delta^2 X_1'(t) \rangle$  recorded by Alice at the blocked moment are totally not correlated with that recorded by  $OS_2$  at same time. After a set of communication is finished, Alice publicly sends the wave shapes of intensity fluctuation and the rms voltages recorded by  $OS_1$  to Bob, where Bob compares with that recorded by himself with  $OS_2$  at same time points. The absence of anticorrelation between the two sets of fluctuation shapes and the same rms voltages for the sum and difference indicate the presence of Eve.

At last we have to mention that in the practical communication of long distance the question of preserving the entanglement of the initial EPR state is a fascinating one for continuous quantum variables due to the inevitable losses in transmission lines and the sensitivity of the quantum correlation to losses. However the usability of experimentally accessible quantum correlation, relatively high security and efficiency, and the simplicity of the configuration make this scheme valuable to be considered for developing CVQC.

Acknowledgements. This work was funded by the National Fundamental Research Program (No.2001CB309304) and the National Nature Science Foundation (No.69837010). We are grateful to J. H. Kimble, Min Xiao, Jing Zhang and Jiangrui Gao for helpful discussions.

- [2] W. Tittel, J. Brendel, H. Zbinden, and N. Gisin, Phys. Rev. Lett. 84(20), 4737 (2000)
- [3] T. Jennewein, C. Simon, G. Weihs, H. Weinfurter, and A. Zeilinger, Phys. Rev. Lett. 84(20), 4729 (2000)
- [4] D. S. Naik, C. G. Peterson, A. G. White, A. J. Berglund, and P. G. Kwiat, Phys. Rev. Lett. 84(20), 4733 (2000)
- [5] W. T. Buttler, R. J. Hughes, S. K. Lamoreaux, G. L. Morgan, J. E. Nordholt, and C. G. Peterson, Phys. Rev. Lett. 84(24), 5652 (2000)
- [6] G. Rigobordy, J. D. Gautier, N. Gisin, O. Guinnard, and H. Zbinden, J. Mod. Opt. 47, 517 (2000)
- [7] D. Gottesman and J. Preskill, Phys. Rev. A 63, 022309 (2001)
- [8] M. Hillery, Phys. Rev. A 61, 022309 (2000)
- [9] N. J. Cerf, M. Levy and G. Van Assche, Phys. Rev. A 63,052311 (2000)
- [10] T. C. Ralph, Phys. Rev. A 62, 062306 (2000)
- [11] M. D. Reid, Phys. Rev. A 62, 062308 (2000)
- [12] Ch. Silberhorn, N. Korolkova and G. Leuchs, quant-ph/0109009 (2001)
- [13] S. F. Pereira, Z. Y. Ou and H. J. Kimble, Phys. Rev. A 62, 042311 (2000); H. J. Kimble, Z. Y. Ou, and S. F. Pereira, U.S. Patent No. 5,339,182, Issued 8/16/94
- [14] K. Bencheikh et al., J. Mod. Opt. 48, 1903 (2001)
- [15] F. Grosshans and P. Grangier, Phys. Rev. Lett. 88, 057902 (2002)
- [16] A. Furusawa, J. L. Sorensen, S. L. Braunstein, C. A. Fuchs, H. J. Kimble, E. S. Polzik, Science 282,706 (1998)
- [17] X. Li, Q. Pan, J. Jing, J. Zhang, C. Xie, K. Peng, Phys. Rev. Lett. 88, 047904 (2002)
- [18] J. Zhang and K. Peng, Phys. Rev. A 62, 064302 (2000)
- [19] M. D. Reid and P. D. Drummond, Phys. Rev. Lett. 60, 2731(1988)
- [20] Y. Zhang, H. Wang, X. Li, J. Jing, C. Xie, K. Peng, Phys. Rev. A 62, 023813 (2000)
- [21] Y. Zhang, H. Su, C. Xie and K. Peng, Phys. Lett. A 259, 171 (1999)
- [22] B. Julsgaard, A. Kozhekin and E. S. Polzik, Nature 413, 400 (2001)
- [23] A. S. Parkins and H. J. Kimble, Phys. Rev. A 61, 052104(2000)

Captions of figures:

Fig.1 The schematic of the quantum cryptography using the EPR beams

AM-amplitude modulator, PM-phase modulator, RNG-random number generator, SA-spectrum analyzer, PS-phase shifter, BS-beamsplitter of 50%, PBS-polarization beamsplitter, NOPA-nondegenerate optical parametric amplifier.

Fig.2 Diagram of eavesdropping Scheme using fake EPR beams

EPR1, EPR2-Sources of EPR beams, AM, PM-Amplitude and phase modulators, SA-spectral analyzer,  $OS_1$ ,  $OS_2$ -Oscilloscopes, Detector1, 2-Detection systems of Bell-state,  $D_o$ -photoelectric detector, RNG-random number generator.

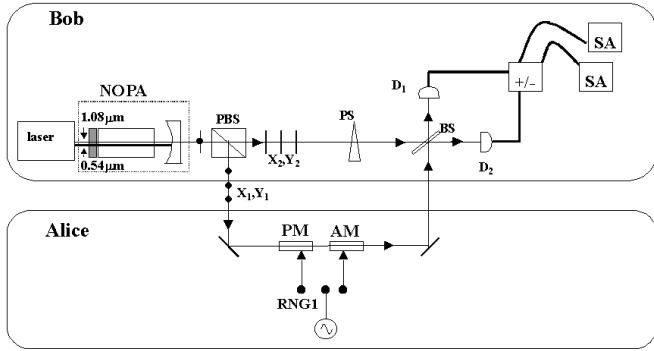
Fig.3 The fluctuation shapes of signal (1) and idler (2) beams recorded by the oscilloscopes  $OS_1$  and  $OS_2$  at Alice and Bob.

---

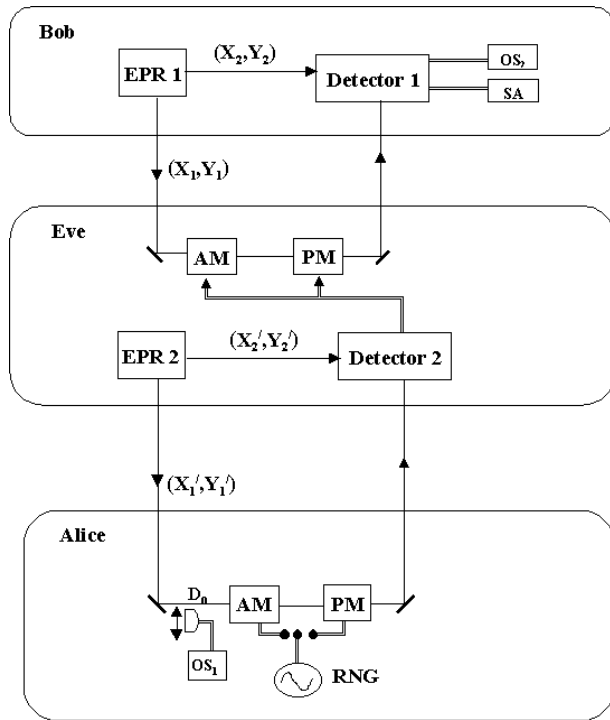
[1] C. H. Bennett and G. Brassard, Proc.IEEE Int. Conf. On Computers, Systems and Signal Processing(Bangalore), 175 (1984)

Table I The generation of the predetermined secret key string

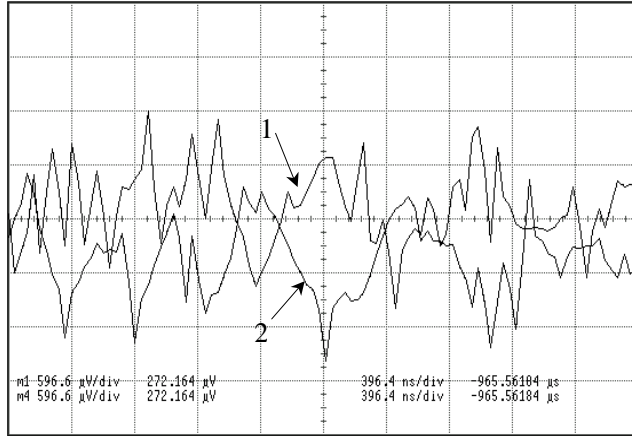
AQ-Amplitude modulation signals, PQ-Phase modulation signals, CD-The correlation degrees between signal and idler beams measured by Bob, Key-The secret keys, upper traces-The SNL of EPR beams, middle traces-the noise spectra of signal beam, lower traces-the noise spectra of  $X_1 + X_2$  and  $Y_1 - Y_2$ . The measured frequency range 1.0-3.0MHz, resolution bandwidth 30KHz, video bandwidth 0.1KHz. The electronic noise is about 8dBm below that of the SNL of the EPR beams.(not indicated in the figures)



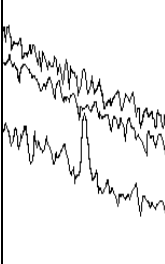
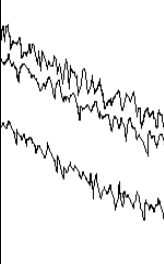
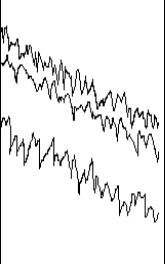
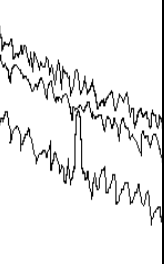
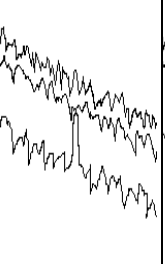
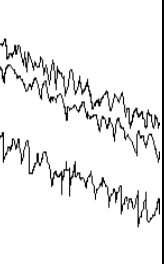
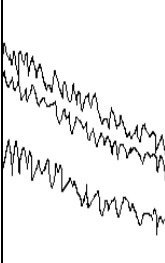
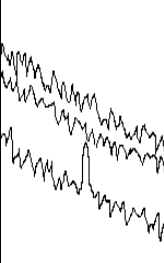
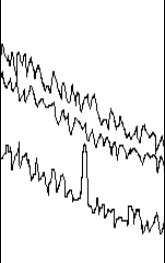
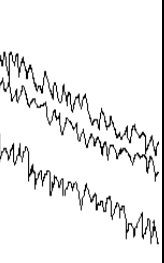
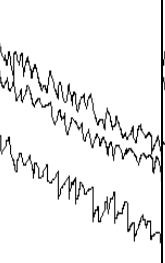
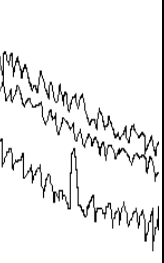
Jietai Jing et al Figure.1



Jietai Jing et al Figure 2



Jietai Jing et al Figure 3

		<b>T</b>						
		<b>T<sub>1</sub></b>	<b>T<sub>2</sub></b>	<b>T<sub>3</sub></b>	<b>T<sub>4</sub></b>	<b>T<sub>5</sub></b>	<b>T<sub>6</sub></b>	
<b>Alice</b>		<b>AM</b>	<b>PM</b>	<b>PM</b>	<b>AM</b>	<b>AM</b>	<b>PM</b>	
<b>Bob</b>	<b>AQ</b>							
	<b>PQ</b>							
	<b>CD (dBm)</b>	<b>3.8</b>	<b>3.8</b>	<b>3.8</b>	<b>3.8</b>	<b>3.8</b>	<b>3.8</b>	
<b>Key</b>		<b>1</b>	<b>0</b>	<b>0</b>	<b>1</b>	<b>1</b>	<b>0</b>	

Jietai Jing et al Table.I