

Ergodic Properties of Local Spectral Density for a Conservative System of Coupled Quantum States

V. S. Starovoitov

Institute of physics, NBAS, 220072, Scarina ave. 70, Minsk, Belarus

(October 31, 2018)

The shape and the inverse participation ratio (IPR) of local spectral density (LSD) are studied for a generic isolated system of coupled quantum states, the Hamiltonian of which is represented by a band random matrix with the disordered leading diagonal. We find for the matrices with arbitrary small band that the lack of ergodicity for LSD can be associated with an exponential increase in IPR with the ratio v/Δ_c (v - the root of mean square for off-diagonal matrix elements, Δ_c - the energy spacing between directly coupled basis states). Criteria specifying transition to localization and ergodicity for LSD are considered.

PACS numbers: 05.45.Mt, 03.65.Yz, 34.30.+h, 71.55.Jv, 72.10.Bg

I. INTRODUCTION

The statistical properties of quantum system attract considerable attention in the broad field of modern physics ranging from nuclear, atomic and molecular physics to condensed matter and quantum computing. Of a special interest is the properties specifying the quantum chaos border for a system of many-body quantum states. Extensive investigations of many-body interacting systems such as nuclei, many-electron atoms, quantum dots, quantum spin glasses and quantum computer models [1–9] have shown that the border is associated with a crossover of level spacing statistics from the Poisson distribution to Wigner-Dyson one and with a transition to ergodic distribution for the eigenstate wavefunction over the large number of basis levels as in Random Matrix Theory (RMT) [10,11]. In a sense the interaction leads to dynamic thermalization without coupling to an external thermal bath. According to [2,6,12] this crossover takes place when the coupling matrix elements of the Hamiltonian become comparable to the energy spacing between directly coupled states.

We address this problem to a generic system of coupled quantum states, the Hamiltonian matrix \mathbf{H} of that includes the leading diagonal with disordered random values and the random off-diagonal elements inside the band of size b . This band random matrix with the disordered diagonal (BRMDD) is a reasonable model describing the systems with strong imperfection in the basis state energies. Models based on BRMDD were applied to study the electron transport problem [13,14] and the problem of interacting particles in a random potential [15–17]. The results obtained for these models are of an obvious interest

also in analyzing such few-freedoms physical objects as the vibrational quasicontinuum of polyatomic molecule [18] and a quantum computer [9].

The statistical properties of BRMDD-based systems were studied in some details [15,16,19–24]. The shape, the localization length and the inverse participation ratio (IPR) for eigenfunction have been investigated with the help of numerical simulations [15,16,22] and the supersymmetry approach [22,23]. These investigations have exhibited the Lorentzian shape for local spectral density (LSD) in circumstances when a non-perturbative localization regime is realized. The state-state interaction strength, at which the eigenstates are extended over the whole matrix size N and the eigenenergy level spacing statistics has the Wigner-Dyson form, have been revealed for BRMDD with sufficiently large band (when $2b + 1 \gg \sqrt{N}$) [16,21–23]. Unfortunately the ergodic properties of LSD have not been investigated in details. An open question is also the quantum chaos border for BRMDD with arbitrary small band.

In the paper we study localization and ergodicity properties of LSD to be obtained from BRMDD with arbitrary small band. The LSD was introduced in 1955 by Wigner [25] and successfully employed in RMT to describe statistically the localization effects for complex quantum systems [10,11] (including the systems, represented by band random matrices with the reordered leading diagonal [26,27]). This quantity is the Fourier transform for the correlation function $C(t) = \langle 0 | \exp(-i\mathbf{H}t/\hbar) | 0 \rangle$ and specifies spreading of the energy, initially concentrated in a specific unperturbed basis state $|0\rangle$, between the eigenstates due to state-state interaction. Generally the LSD may be characterized by the width Γ measuring the energy scale, in that the individual state $|0\rangle$ is localized. The number of eigenstates populating this scale is given in terms of the product

$$\xi_e = \rho_E \Gamma \quad (1)$$

designated here as *an ergodic localization length* of LSD (ρ_E is the eigenstate density). Hence the quantity ξ_e specifies the greatest possible number of eigenstates, where the basis state $|0\rangle$ can be effectively admixed. The ergodic properties for the system can be identified with the structure of LSD. The non-ergodic LSD is a strongly fluctuating spiked function and the IPR ξ_{IPR} , which gives the actual number of eigenstates involving the state $|0\rangle$, is low in comparison with ξ_e . In the ergodicity case

the LSD is monotonic and the number ξ_{IPR} approaches the value of ξ_e .

The main attention of our study is paid to the perturbative and localized regimes for LSD. Therefore we restrict the study to a moderate strength of state-state interaction. This restriction implies that the width Γ is essentially small as compared to the energy scale bounding the location of the eigenstate levels ($\xi_{IPR}, \xi_e \ll N$). The finite-size effects are ignored. Hence the quantities ξ_e and ξ_{IPR} can be considered as functions of the interaction strength and the relative width of band.

We investigate the LSD shape and determine the ergodic localization length. Then we analyze the behavior of IPR for ergodic and non-ergodic LSD. From this analysis we obtain criterions specifying the transition to localized and ergodic regimes for LSD.

II. MODEL DESCRIPTION

We consider a BRMDD, that represents the Hamiltonian matrix \mathbf{H} in the basis of unperturbed states $|k\rangle$ ($k = -K, \dots, K$) for isolated system of $N = 2K + 1$ quantum states. The BRMDD is a real symmetric matrix with statistically independent random elements

$$H_{mk} = E_k^{(0)}\delta_{mk} + V_{mk} \quad (2)$$

where off-diagonal elements $V_{mk} = V_{km}$ specify the state-state interaction. The values of V_{mk} are distributed uniformly in the interval $[-V, V]$ with $\langle V_{mk} \rangle = 0$ and $v^2 = \langle V_{mk}^2 \rangle = V^2/3$ if $|m - k| \leq b$ or are zero otherwise. The diagonal elements $E_k^{(0)}$ corresponding to energy levels for the states $|k\rangle$ are uniformly distributed according to the Poisson statistics with the mean spacing Δ between adjacent energy levels: $-K\Delta \leq E_k^{(0)} \leq K\Delta$. The energy level $E_0^{(0)}$ for a probing state $|0\rangle$ is located in the midpoint of interval $[-K\Delta, K\Delta]$: $\langle E_k^{(0)} \rangle \approx E_0^{(0)} = 0$.

The perturbation of an individual basis state depends on the relative level position for unperturbed states, those are coupled directly with the state by interaction. Therefore the strength of state-state interaction for BRMDD can be specified in terms of the ratio v/Δ_c , where

$$\Delta_c = \frac{\Delta}{\beta} \quad (3)$$

is the energy spacing between directly coupled unperturbed states. Here the relative band width

$$\beta = \frac{b}{K} \quad (4)$$

gives the relative number of states coupled directly with the individual state.

Depending on the relation between v/Δ_c and b , three important regimes can be distinguished [15,16,22,23].

When the coupling matrix elements are weak and $v/\Delta_c \ll 1$ the perturbative regime is realized. At the regime the Hamiltonian (2) can be treated within the framework of perturbation theory. The condition $1 \ll v/\Delta_c \ll \sqrt{b}$ features the regime, at that the eigenstates are localized. The strong interaction at $v/\Delta_c \gg \sqrt{b}$ is responsible for the delocalized regime for eigenfunction. In the regime the eigenstates are extended over the whole matrix size N .

The eigenfunctions $|\alpha_n\rangle$ and the eigenenergies E_n are obtained from diagonalization of (2). The quantity $W_{n0} = |\langle \alpha_n | 0 \rangle|^2$ gives a probability to find the probing state $|0\rangle$ in the eigenstate $|\alpha_n\rangle$. The numerical simulation is performed for the wide range of matrix parameters: $2 < N < 3200$, $1 < b < 1600$ and $10^{-3} < v/\Delta < 10^2$. The number of disorder realizations lies in the range from 100 to 1000.

III. SHAPE OF LSD

The shape of LSD is studied for the eigenenergy scale, which is no larger than 5Γ . For this scale the interaction-induced variations in level density are negligible and the eigenenergies are homogeneously distributed with the density $\rho_E \approx 1/\Delta$. Then the LSD can be defined as

$$\rho_W(E) = \rho_E \frac{\langle \sum_n W_{n0} \delta(E - E_n) \rangle}{\langle \sum_n \delta(E - E_n) \rangle}, \quad (5)$$

where $\langle \dots \rangle$ means the averaging over disorder (that is, over many random matrices). The numerical investigation confirms that the LSD is described by the well-known Breit-Wigner distribution of the Lorentzian shape

$$\rho_{BW}(E) = \frac{\Gamma}{2\pi} \frac{1}{E^2 + \Gamma^2/4} \quad (6)$$

(see the inset in Fig.1) with the width Γ . This shape is observed for any v , Δ_c , b and N satisfying $\xi_e \ll N$ (including the parameter region where $\Gamma \ll \Delta$). We find the ergodic localization length ξ_e from (1) where the width Γ is estimated by fitting of the Lorentzian (6) to an averaged LSD. Our analysis of numerical data obtained for different values of v , Δ_c and β shows that the quantity ξ_e can be considered as a function of the single parameter

$$q = \frac{v}{\Delta_c \sqrt{\beta}}, \quad (7)$$

which defines essentially the localization of LSD in the eigenenergy scale. When the coupling of the basis states by perturbation is sufficiently strong and $q \gg 1$ the quantity ξ_e satisfies the Fermi golden rule: $\xi_e \Delta = \Gamma \approx 2\pi q^2 \Delta = 2\pi v^2 / \Delta_c \gg \Delta$. At low values of q ($q \ll 1$) the length ξ_e can be described by a linear function of q : $\xi_e \approx 2q$. The width Γ is then much smaller as compared

to the spacing Δ . Fig.1 demonstrates the behavior of ξ_e in the wide range of q at three fixed magnitudes of β .

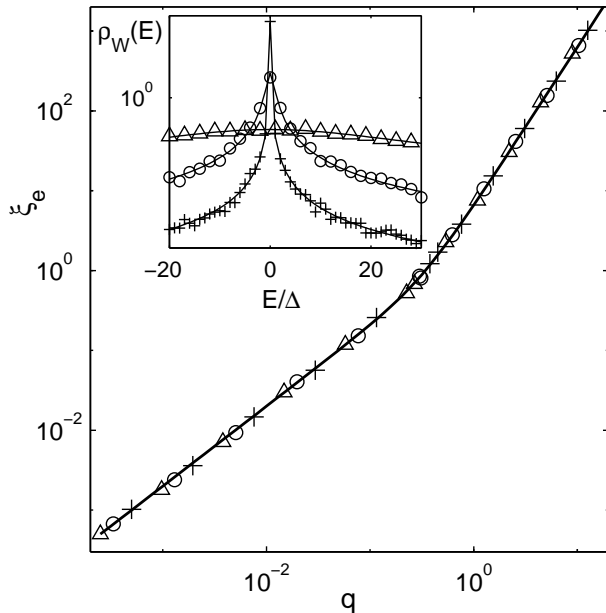


FIG. 1. Dependence of the ergodic localization length ξ_e on q for $\beta = 1$ (+), 0.5 (○) and 0.04 (△). The solid line gives the approximation (9). The inset shows a semilog plot for the LSD $\rho_W(E)$ for $\beta = 1$ at $v/\Delta_c = 0.089$ (+, 1000 disorder realizations), $v/\Delta_c = 0.45$ (○, 100 disorder realizations) and $v/\Delta_c = 2.82$ (△, 100 disorder realizations). The solid lines give the Breit-Wigner distribution (6) with $\xi_e = 0.05, 1.3$ and 50 .

The linear dependence of ξ_e and Γ on the strength of state-state coupling for small q can be explained in terms of a simple perturbation approach to the eigenenergy levels E_n located in the vicinity of $E_0^{(0)}$: $|E_n - E_0^{(0)}| \lesssim v \ll \Delta$. In the approach the eigenstate $|\alpha_n\rangle$ is considered as a superposition of the nearest basis states $|0\rangle$ and $|n\rangle$. The probability W_{n0} to find the basis state $|0\rangle$ in the eigenstate $|\alpha_n\rangle$ can be then estimated from a two-state (the states $|0\rangle$ and $|n\rangle$) approximation. According to this approximation the dependence of W_{n0} on E_n for an individual disorder realization is Lorentzian-like

$$W_{n0} \approx \frac{V_{n0}^2}{V_{n0}^2 + (E_n - E_0^{(0)})^2} \quad (8)$$

with the width of $2|V_{n0}|$. If the states $|0\rangle$ and $|n\rangle$ are not coupled by interaction the dependence (8) is considered as a function, the width of that is negligible in comparison to v . The probability that the states $|0\rangle$ and $|n\rangle$ are coupled by interaction is equal to β . As a result the shape of disorder-averaged LSD is described by the Lorentzian-like contour with the width $\Gamma \approx 2\beta v$. It seems that this perturbation approach can be applied also for the eigenstates with $|E_n - E_0^{(0)}| \gg \Delta$, when the proba-

bility W_{n0} is essentially small as compared to the contributions of others basis states. In this limit Eq. (8) gives $W_{n0} \approx V_{n0}^2 / (E_n^{(0)} - E_0^{(0)})^2$, as predicted in the framework of a standard perturbation approach for non-degenerate states (see, for instance, in [28]).

In order to estimate the localization properties of LSD at intermediate values of q we approximate the behavior of ergodic length for the wide range of q ($10^{-3} < q < 15$). The analysis of numerical data shows that the length ξ_e can be well approximated by

$$\xi_e \approx L_1 q \sqrt{1 + (L_2 q)^2} \quad (9)$$

with the fitted coefficients $L_1 = 2.01 \approx 2$ and $L_2 = 3.16 \approx \pi$. According to (9) an accurate boundary between the linear and quadratic dependencies of ξ_e on q is obtained at $q \approx 1/L_2$ where $\xi_e \approx 0.9$. Notice that this boundary separates the ranges where the value of ξ_e is low or high as compared to 1.

IV. PARTICIPATION RATIO FOR LSD

The IPR $\xi_{IPR} = (\langle \sum_n |W_{n0}^{(s)}|^2 \rangle_s)^{-1}$ is associated with the parameters q and β , which specify correspondingly the ergodic localization length ξ_e for LSD and the band width for BRMDD. This association depends on whether or not the LSD is ergodic. In the ergodic case the probing state is monotonically spread over eigenstates in the energy scale Γ . Then the IPR is a function of the only parameter q and approaches the ergodic length ξ_e . The ergodic LSD can be realized from BRMDD with large band. Our analysis of calculated data for the matrices with $\beta \sim 1$ shows that the best approximation for ergodic IPR is

$$\xi_{IPR} \approx 1 + D_1 q \sqrt{1 + (D_2 q)^2} \approx 1 + \xi_e. \quad (10)$$

The fitted coefficients $D_1 = 3.16$ and $D_2 = 1.94$ are obtained for full Hamiltonian matrices (2) with $\beta = 1$ where all $2K$ basis states are directly linked with the state $|0\rangle$. Notice that the approximation (10) gives the maximum allowable magnitude of IPR for BRMDD at fixed q .

An essentially non-ergodic LSD can be obtained from BRMDD with $\beta \ll 1$. Then the IPR is significantly low in comparison to ξ_e and should be considered as a function depending both on the parameter q and on β . The analysis of numerical data for matrices with low magnitudes of q and β shows that the lack of ergodicity for LSD can be clearly identified with an exponential increase in IPR with the quantity $q\sqrt{\beta} = v/\Delta_c$

$$\xi_{IPR} \approx \exp(Cq\sqrt{\beta}). \quad (11)$$

At fixed β the IPR is shown in Fig.2 to increase exponentially with the rate $C\sqrt{\beta}$ ($C \approx 3.0 \div 3.2$) as the parameter q rises if $\xi_{IPR} \ll \xi_e$. The increase is observed up

to the point where $\xi_{IPR} \sim \xi_e$. Then the IPR approaches asymptotically the length ξ_e from below with increasing q . At high magnitudes of q and β , when the exponential (11) gives higher values of ξ_{IPR} in comparison to ξ_e , the LSD is ergodic and the IPR can be determined from (10).

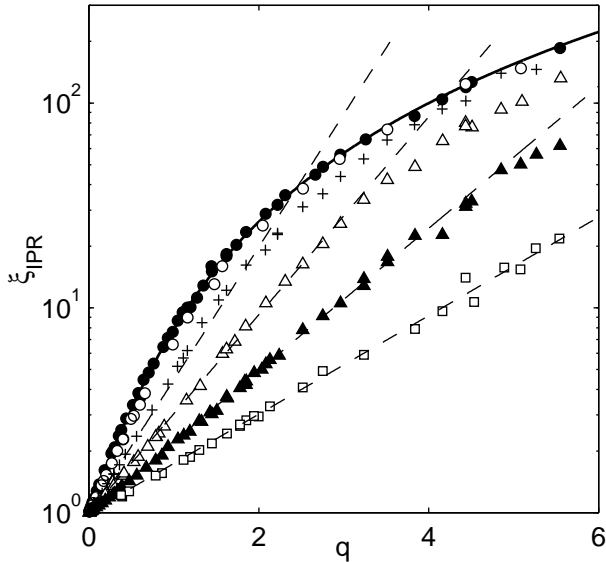


FIG. 2. Dependence of the IPR ξ_{IPR} on q for $\beta = 1$ (full circle), $1/2$ (\circ), $1/4$ ($+$), $1/8$ (\triangle), $1/16$ (full triangle) and $1/32$ (\square). The dashed lines give the exponential (11) for $\beta = 1/4$ ($C = 2.99$), $1/8$ ($C = 3.15$), $1/16$ ($C = 3.19$) and $1/32$ ($C = 3.13$). The solid line shows the ergodic approximation (6) of IPR.

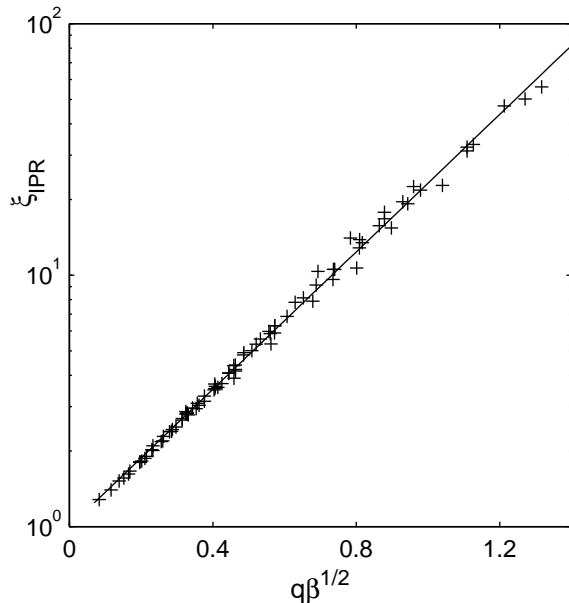


FIG. 3. Dependence of the IPR ξ_{IPR} on the product $q\sqrt{\beta}$ for the broad range of q ($0.01 < q < 10$) and β ($\beta > 0.001$) satisfying the requirement $\xi_{IPR} < \xi_e/2.7$ ($+$). Solid line shows the approximating exponential (11) with $C = 3.15$.

For the broad range of q and β satisfying to $\xi_{IPR} < \xi_e/2.7$ the mean square fitting gives the coefficient $C = 3.15 \pm 0.01$. Fig.3 demonstrates a good accordance between the calculated and fitted values of IPR for non-ergodic LSD. Unfortunately we can give no heuristic explanation of the exponential rise in IPR with $q\sqrt{\beta}$. Notice only that this rise is observed under conditions when the eigenstates are essentially localized and $l_{sb}/N \approx q^2\beta^2 \ll 1$ (l_{sb} is the localization length for eigenstate).

V. CRITERIONS OF LOCALIZATION AND ERGODICITY OF LSD

We associate the localized regime for LSD with a high magnitude of IPR. For BRMDD with arbitrary small band the requirement $\xi_{IPR} \gg 1$ is seen from (10) and (11) to result in

$$v/\Delta_c = q\sqrt{\beta} > q_d\sqrt{\beta_d} = 1/C_0 \sim 1/\pi, \quad (12)$$

no matter what the ergodic properties of LSD and the magnitude of β . The parameters q_d and β_d defines then a localization border on the plane (q, β) , that is a boundary between regions where the perturbative ($\xi_{IPR} \sim 1$) or localized ($\xi_{IPR} \gg 1$) regimes are realized. Notice that as for LSD, the criterion (12) specifies a transition to the localized regime for eigenstate [15,16,22,23].

The attainment of ergodic LSD for BRMDD is defined by the relative width of band. For the matrices with $\beta \sim 1$ the localized LSD is nearly ergodic and the ergodicity criterion can be represented by the condition (12). This condition is in good agreement with a quantum chaos border for many-body systems and gives the crossover of level spacing statistics from Poisson to Wigner-Dyson distribution for a nucleus model ($C_0 = 3.0$ [12]) and for a generic model of quantum computer ($C_0 = 2.5$ [6]). In (12) the factor C_0 is assumed to be equal to $C \approx D_1 \approx \pi$.

For BRMDD with $\beta \ll 1$ we should take into account the exponential growth (11) of IPR with v/Δ_c . The criterion of LSD ergodicity can be determined then from the requirement $\exp(Cq\sqrt{\beta}) > \xi_e$, that results in:

$$v/\Delta_c = q\sqrt{\beta} > q_e\sqrt{\beta_e} = \frac{\ln(2\pi q_e^2)}{C} \approx \frac{\ln(2\pi q_e^2)}{\pi}, \quad (13)$$

where the values of q_e and β_e specify an ergodicity border on the plane (q, β) . Notice that the condition (13) is a more severe restriction imposed on the parameters q and β than the criterion (12).

Our study reveals some distinctive features in behavior of LSD for BRMDD with arbitrary small band. These features are outlined on the plane (q, β) in Fig.4 to depend on the relation between v/Δ_c and β . As for eigenstate, the perturbative regime for LSD can be associated with the requirement $v/\Delta_c \ll 1/3$. In contrast to eigenstate, the localization properties of LSD is essentially defined by the magnitude of q . In the limit $q \ll 1/3$ (that

is, $v/\Delta_c \ll \sqrt{\beta}/3$) the ergodic localization length is a linear function of q and $\xi_e \approx 2v/\Delta_c\sqrt{\beta}$. Due to weak state-state interaction the LSD is a delta-like function confined in an eigenstate: $\xi_e \ll \xi_{IPR} \sim 1$. At higher values of q ($1 \ll 3q \ll 1/\sqrt{\beta}$ or $\sqrt{\beta} \ll 3v/\Delta_c \ll 1$) the quantity ξ_e satisfies the Fermi golden rule: $\xi_e \approx 2\pi v^2/\Delta_c^2\beta$. Despite the wide spreading of basis states over the eigenenergy scale, the actual number of eigenstates associated with an individual basis state for this parameter region remains small: $\xi_e \gg \xi_{IPR} \sim 1$.

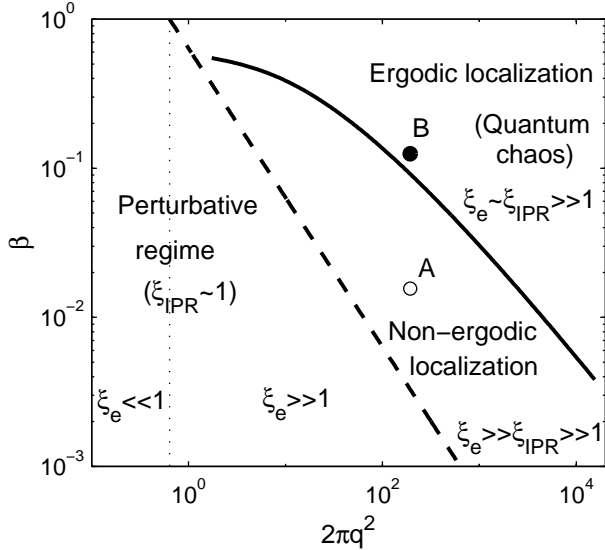


FIG. 4. Localization regimes depending on the parameters q and β . The fat dashed line shows the localization border (12). The fat solid curve gives the LSD ergodicity border (13). The dotted line indicates a boundary between the regions with $\xi_e < 1$ and $\xi_e > 1$. The points A ($q = 5.55, \beta = 0.016$) and B ($q = 5.55, \beta = 0.125$) give the parameter sets used to obtain the level spacing statistics represented in Fig.5.

The criterion (12) specifies a transition from the perturbative to localized regime both for eigenstate and for LSD. Depending on the ergodicity properties of localized LSD, one can distinguish two important parameter ranges. An area, located between the borders (12) and (13) on the plane (q, β) , corresponds to the parameter region $1 \ll 3v/\Delta_c \ll \ln(\xi_e)$ where $\xi_e \approx 2\pi v^2/\Delta_c^2\beta \gg \xi_{IPR} \approx \exp(Cv/\Delta_c) \gg 1$. For this region the neighboring eigenstates are weakly coupled by interaction since the density ξ_{IPR}/Γ of eigenstates, those involve the probing state, is negligible in comparison to the total state density $\rho_E = \xi_e/\Gamma$. It means that the level spacing statistics $P(S)$ should exhibit the Poisson-like distribution as it shown in Fig.5. We identify this region with a non-ergodic localized regime for LSD. The regime of ergodic localization for LSD at $v/\Delta_c \gg \ln(\xi_e)/3$ is represented by a domain above the ergodicity border (13) where $\xi_e \approx 2\pi v^2/\Delta_c^2\beta \sim \xi_{IPR} \gg 1$. For this domain the level spacing statistics is close to the Wigner-Dyson dis-

tribution (see Fig.5) to be associated usually with quantum chaos. In a sense the condition (13) can be considered as a quantum chaos criterion.

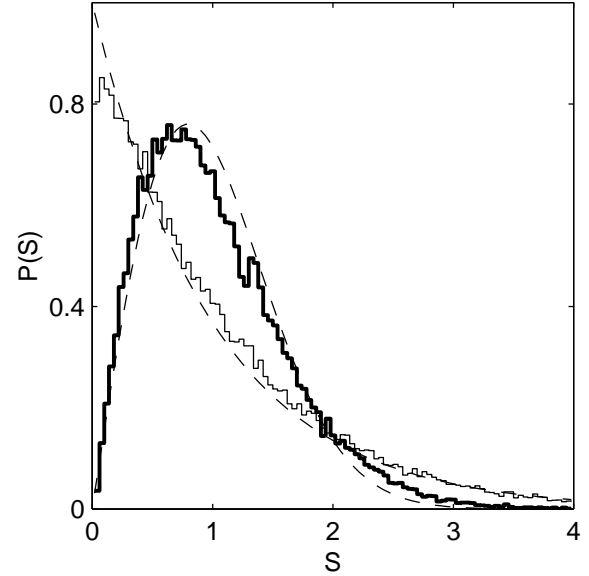


FIG. 5. Level spacing statistics $P(S)$ at $\xi_e = 193.5$ for non-ergodic ($\beta = 0.016, \xi_{IPR} = 10.3$, solid line stairs) and ergodic ($\beta = 0.125, \xi_{IPR} = 150.5$, fat line stairs) LSD localization regimes, represented correspondingly by the points A and B in Fig.4. The dashed curves show the Poisson and Wigner-Dyson distributions.

VI. CONCLUSION

We have analyzed the properties of LSD for a generic conservative system of coupled states, the Hamiltonian of which is represented in terms of a BRMDD. As for eigenstate, the transition from the perturbative to localized regime for LSD can be associated with the same requirement to be imposed on the strength of state-state interaction. Nevertheless, our study has revealed some distinctive features in the properties of LSD. We have determined localization and ergodicity borders for LSD obtained from BRMDD with arbitrary small band. For the matrices with large band ($\beta \sim 1$) the borders coincide with each other and are in good agreement with the quantum chaos border for some generic many-body systems. For the matrices with small band ($\beta \ll 1$) the criterion of LSD ergodicity is a more severe requirement imposed on the band size and the interaction strength than the localization criterion. In the parameter range between the borders the IPR is found to increase exponentially with the ratio v/Δ_c , which specifies the strength of state-state interaction. We suppose that such an effect can be observed for any isolated system of coupled states with strong imperfection in non-perturbed energies.

Author thanks D. Shepelyansky and V. Churakov for useful discussions and remarks.

-
- [1] French J B and Wong S S M 1970 *Phys. Lett. B* **33**, 449; Bohigas O and Flores J 1971 *Phys. Lett. B* **34** 261
- [2] Aberg S 1990 *Phys. Rev. Lett.* **64** 3119
- [3] Sivan U, Milliken F P, Milkove K, Rishton S, Lee Y, Hong J M, Boegli V, Kern D and de Franza M 1994 *Europhys. Lett.* **25** 605
- [4] Zelevinsky V, Brown B A, Frazier N and Horoi M 1996 *Phys. Rep.* **276** 85; Flambaum V V, Izrailev F M, and Casati G 1996 *Phys. Rev. E* **54** 2136
- [5] Shepelyansky D L and Sushkov O P 1997 *Europhys. Lett.* **37** 121; Mirlin A D and Fyodorov Y V 1997 *Phys. Rev. B.* **56** 13393
- [6] Jacquod P and Shepelyansky D L 1997 *Phys. Rev. Lett.* **79** 1837; Georgeot B and Shepelyansky D L 1997 *Phys. Rev. Lett.* **79** 4365
- [7] Weinmann D, Pichard J -L, and Imry Y 1997 *J. Phys. I France* **7** 1559
- [8] Georgeot B and Shepelyansky D L 1998 *Phys. Rev. Lett.* **81** 5129
- [9] Georgeot B and Shepelyansky D L 2000 *Phys. Rev. E.* **62** 3504; Georgeot B and Shepelyansky D L 2000 *Phys. Rev. E.* **62** 6366
- [10] Giannoni M -J, Voros A and Zinn-Justin J (eds) 1991 *Les Houches Lecture Series* **52** (Amsterdam: North-Holland)
- [11] Guhr T, Muller-Groeling A and Weidenmuller H A 1999 *Phys. Rep.* **299** 189
- [12] Aberg S 1992 *Prog. Part. Nucl. Phys.* **28** 11
- [13] Dorokhov O N 1982 *JETP Lett.* **36** 318; Mello P A, Pereyra P and Kumar N, 1988 *Ann. Phys. (N.Y.)* **181** 290
- [14] Frahm K 1995 *Phys. Rev. Lett.* **74** 4706
- [15] Shepelyansky D L 1994 *Phys. Rev. Lett.* **73** 2607
- [16] Jacquod P and Shepelyansky D L 1995 *Phys. Rev. Lett.* **75** 3501
- [17] Weinmann D and Pichard J -L 1996 *Phys. Rev. Lett.* **77** 1556
- [18] Avouris P, Gelbart W M and El-Sayed M A 1977 *Chem. Rev.* **77** 793; Khundkar L R and Zewail A H 1990 *Annu. Rev. Phys. Chem.* **41** 15; Crim F F 1996 *J. Phys. Chem.* **100** 12725; Nesbitt D J and Field R W 1996 *J. Phys. Chem.* **100** 12735
- [19] Lenz G and Haake F 1991 *Phys. Rev. Lett.* **67** 1
- [20] Pichard J -L and Shapiro B 1994 *J. Phys.* **4** 623; Kreynin M and Shapiro B 1995 *Phys. Rev. Lett.* **74** 4122
- [21] Lenz G, Zyczkowsky K and Saher D 1991 *Phys. Rev. A* **44** 8043
- [22] Fyodorov Y V and Mirlin A D 1995 *Phys. Rev. B* **52** R11580
- [23] Frahm K and Muller-Groeling A 1995 *Europhys. Lett.* **32** 385
- [24] Frahm K M, Guhr T and Muller-Groeling A 1998 *Preprint cond-mat/9801298*
- [25] Wigner E 1955 *Ann. Math.* **62** 548; Wigner E 1957 *Ann. Math.* **65** 203
- [26] Casati G, Chirikov B V, Guarneri I and Izrailev F M 1993 *Phys. Rev. E.* **48** 1613
- [27] Cohen D, Izrailev F M and Kottos T 2000 *Phys. Rev. Lett.* **84** 2052
- [28] Messiah A 1961 *Quantum Mechanics* **52** (Amsterdam: North-Holland)