

Adiabatic creation of entangled states by a bichromatic field designed from the topology of the dressed eigenenergies

S. Guérin¹, R. Unanyan^{2,3}, L. P. Yatsenko⁴ and H. R. Jauslin¹

¹*Laboratoire de Physique de l'Université de Bourgogne, CNRS, BP 47870, 21078 Dijon, France*

²*Fachbereich Physik, Universität Kaiserslautern, 67653 Kaiserslautern, Germany*

³*Institute for Physical Research, Armenian National Academy of Sciences, 378410 Ashtarak, Armenia*

⁴*Institute of Physics of the Ukrainian Academy of Sciences, prospekt Nauky, 46, 252650 Kiev-22, Ukraine*

Preparation of entangled pairs of coupled two-state systems driven by a bichromatic external field is studied. We use a system of two coupled spin- $\frac{1}{2}$ that can be translated into a three-state ladder model whose intermediate state represents the entangled state. We show that this entangled state can be prepared in a robust way with appropriate fields. Their frequencies and envelopes are derived from the topological properties of the model.

Email: sguerin@u-bourgogne.fr

I. INTRODUCTION

Entanglement is a key concept in various contemporary areas of active research in quantum physics. It explicitly demonstrates the non-local character of quantum theory, having potential applications in quantum communication, cryptography and computation [1]. The preparation of an entangled state is of great interest for both fundamental and applied reasons. During the last few years various methods for preparation of entangled states of atomic systems have been proposed and some of them experimentally demonstrated [2,3].

Although a quantum system can be manipulated by tailored sequences of resonant pulses of precise area, in particular π and $\pi/2$ pulses respectively for the complete inversion and the equal weight coherent superposition, deviations from the precise pulse area and from resonance can lead to significant errors. Adiabatic passage techniques provide much greater robustness against fluctuations in the interaction parameters. The stimulated Raman adiabatic passage (STIRAP) method [4] has been proposed for the creation of an entangled state of two three-level atoms in a QED cavity [5] and for Λ atomic systems [6].

In this paper we propose a simple method for entangling two subsystems driven by pulse shaped external fields. For definiteness we take these to be two identical spins interacting with each other and driven by radio-frequency fields. This system can be translated in a three-level ladder model with the intermediate level corresponding to the entangled state [7]. The goal is to populate completely this entangled state at the end of the pulses. The most efficient couplings are obtained with two near one-photon resonant fields. We show that unlike in the STIRAP process, one- and two-photon detunings are required to populate most efficiently the intermediate level.

II. THE MODEL: TWO SPIN SYSTEM IN EXTERNAL FIELDS

We consider two spin- $\frac{1}{2}$ particles coupled by uniaxial exchange interaction in the z direction [7]. In a time-dependent magnetic field $\mathbf{B}(t) = [B_x(t), B_y(t), B_z]$, the Hamiltonian of this system reads ($\hbar = 1$)

$$\hat{H}(t) = \hat{H}_0 + \mu \mathbf{B}(t) \cdot (\hat{\mathbf{S}}_1 + \hat{\mathbf{S}}_2), \quad (1)$$

where

$$\hat{H}_0 = 4\xi \hat{S}_1^z \otimes \hat{S}_2^z \quad (2)$$

is the part describing the exchange interaction, μ is the gyromagnetic ratio, ξ is the exchange-interaction constant, and $\hat{\mathbf{S}}_k = [\hat{S}_k^x, \hat{S}_k^y, \hat{S}_k^z]$ is the k th spin operator ($k = 1, 2$). We assume that the static magnetic B_z field in the z direction is strong enough ($|\mu B_z| \gg |\xi|$) so that the model with exchange interaction only in the z direction is justified.

In the spin product state space $\{|m\rangle_1 |m\rangle_2\}$ ($m = \downarrow, \uparrow$), where the states $|\downarrow\rangle_k$ and $|\uparrow\rangle_k$ denote respectively the spin-down and spin-up states of the k th spin, a complete basis of orthonormalized eigenstates of \hat{H}_0 is given by

$$|\downarrow\downarrow\rangle \equiv |\downarrow\rangle_1 |\downarrow\rangle_2, \quad (3a)$$

$$|\downarrow\uparrow^+\rangle \equiv \frac{1}{\sqrt{2}} [|\downarrow\rangle_1 |\uparrow\rangle_2 + |\uparrow\rangle_1 |\downarrow\rangle_2], \quad (3b)$$

$$|\uparrow\uparrow\rangle \equiv |\uparrow\rangle_1 |\uparrow\rangle_2, \quad (3c)$$

$$|\downarrow\uparrow^-\rangle \equiv \frac{1}{\sqrt{2}} [|\downarrow\rangle_1 |\uparrow\rangle_2 - |\uparrow\rangle_1 |\downarrow\rangle_2]. \quad (3d)$$

In this basis, the Hamiltonian (1) can be expressed in the block-matrix form

$$\mathbf{H}(t) = \begin{bmatrix} \mathbf{H}_c(t) & \mathbf{0} \\ \mathbf{0} & -\xi \end{bmatrix}, \quad (4)$$

where

$$\mathbf{H}_c = \begin{bmatrix} \xi - \beta_z & \frac{1}{\sqrt{2}}(\beta_x + i\beta_y) & 0 \\ \frac{1}{\sqrt{2}}(\beta_x - i\beta_y) & -\xi & \frac{1}{\sqrt{2}}(\beta_x + i\beta_y) \\ 0 & \frac{1}{\sqrt{2}}(\beta_x - i\beta_y) & \xi + \beta_z \end{bmatrix} \quad (5)$$

with $\beta \equiv [\beta_x, \beta_y, \beta_z] = \mu\mathbf{B}$. The state $|\downarrow\uparrow^-\rangle$ is thus decoupled from the other states; it describes the evolution of a spin-0 singlet in a time-dependent magnetic field. This decoupling justifies our choice of the basis. The three other states $|\downarrow\downarrow\rangle$, $|\downarrow\uparrow^+\rangle$ and $|\uparrow\uparrow\rangle$ are coupled by the transverse (xy) magnetic field. To complete the definition of the problem, we suppose that initially the two-spin system is in the unentangled state $|\downarrow\downarrow\rangle$. Our goal is to establish the conditions leading to the most efficient robust transfer into the entangled state $|\downarrow\uparrow^+\rangle$.

We consider the case when the spin system interacts with a constant magnetic field in the z direction and two radio-frequency fields of respective frequencies ω_1 and ω_2 in the x direction:

$$\beta_z = \text{const}, \quad (6a)$$

$$\beta_x = \Omega_1(t) \cos(\omega_1 t + \varphi_1) + \Omega_2(t) \cos(\omega_2 t + \varphi_2), \quad (6b)$$

$$\beta_y = 0. \quad (6c)$$

The state vector $\phi(t)$ is solution of the Schrödinger equation $i\frac{d}{dt}\phi(t) = \mathbf{H}_c(t)\phi(t)$ with the Hamiltonian $\mathbf{H}_c(t)$ (5) written in the basis $\{|\downarrow\downarrow\rangle, |\downarrow\uparrow^+\rangle, |\uparrow\uparrow\rangle\}$. When the radiofrequency fields are off ($\beta_x = 0$), we have the following energies $E_{\downarrow\downarrow} \equiv \xi - \beta_z$, $E_{\downarrow\uparrow^+} \equiv -\xi$ and $E_{\uparrow\uparrow} \equiv \xi + \beta_z$. Without loss of generality we assume $\xi < 0$ and $\beta_z > 0$, leading for $\beta_z > 2|\xi|$ to a ladder configuration $E_{\downarrow\downarrow} < E_{\downarrow\uparrow^+} < E_{\uparrow\uparrow}$. We apply near resonant fields $\omega_1 \approx E_{\downarrow\uparrow^+} - E_{\downarrow\downarrow}$, $\omega_2 \approx E_{\uparrow\uparrow} - E_{\downarrow\uparrow^+}$, i.e. with the detunings Δ_1 and Δ_2 :

$$\omega_1 \equiv 2|\xi| + \beta_z - \Delta_1, \quad (7a)$$

$$\omega_2 \equiv -2|\xi| + \beta_z - \Delta_2. \quad (7b)$$

According to the rotating wave approximation (RWA), one can neglect non resonant counterrotating terms under the conditions $\omega_{1,2} \gg \Omega_1(t), \Omega_2(t)$. The RWA transformation

$$\mathbf{R} = \begin{bmatrix} e^{-iE_{\downarrow\downarrow}t} & 0 & 0 \\ 0 & e^{-i(E_{\downarrow\downarrow} + \omega_1)t} & 0 \\ 0 & 0 & e^{-i(E_{\downarrow\downarrow} + \omega_1 + \omega_2)t} \end{bmatrix} \quad (8)$$

leads to the state vector $\tilde{\phi}(t) = \mathbf{R}^\dagger \phi(t)$ (whose coefficients have the same absolute values as the ones of ϕ), that satisfies the Schrödinger equation

$$i\frac{d}{dt}\tilde{\phi}(t) = \tilde{\mathbf{H}}_c(t)\tilde{\phi}(t), \quad (9)$$

with the Hamiltonian $\tilde{\mathbf{H}}_c = \mathbf{R}^\dagger \mathbf{H}_c \mathbf{R} - i(\partial \mathbf{R}^\dagger / \partial t) \mathbf{R}$, where only the quasi-resonant terms have been kept:

$$\tilde{\mathbf{H}}_c = \frac{1}{2} \begin{bmatrix} 0 & \Omega_1(t) + e^{-i\delta t} \Omega_2(t) & 0 \\ \Omega_1(t) + e^{i\delta t} \Omega_2(t) & 2\Delta_1 & \Omega_2(t) + e^{i\delta t} \Omega_1(t) \\ 0 & \Omega_2(t) + e^{-i\delta t} \Omega_1(t) & 2(\Delta_1 + \Delta_2) \end{bmatrix}. \quad (10)$$

The frequency

$$\delta \equiv \omega_1 - \omega_2 = 4|\xi| + \Delta_2 - \Delta_1 \quad (11)$$

characterizes the *coupling ambiguity* [8]. This Hamiltonian \tilde{H}_c allows indeed both fields to couple the two transitions when the field amplitudes $\Omega_1(t)$ and $\Omega_2(t)$ are not small compared to δ . The competing coupling schemes are depicted in Fig. 1 with $|1\rangle \equiv |\downarrow\downarrow\rangle$, $|2\rangle \equiv |\downarrow\uparrow^+\rangle$ and $|3\rangle \equiv |\uparrow\uparrow\rangle$. Two limit channels can thus be exhibited: the channel A (respectively B) corresponding to the absorptions of one ω_1 -photon (respectively of one ω_2 -photon) by the 1–2 transition and of one ω_2 -photon (respectively of one ω_1 -photon) by the 2–3 transition. We will study more precisely in Sections V and VI the various regimes that occur in this system. The problem of preparing the entangled state $|2\rangle \equiv |\downarrow\uparrow^+\rangle$ is thus reduced to the study of the population transfer of the intermediate level in the ladder system driven by the Hamiltonian \tilde{H}_c (10).

The populations given by the Schrödinger equation (9) are invariant under the following transformation \mathcal{T}

$$\Delta_1 \rightarrow \Delta_1 + \delta, \quad (12a)$$

$$\Delta_2 \rightarrow \Delta_2 - \delta, \quad (12b)$$

$$\delta \rightarrow -\delta, \quad (12c)$$

$$\Omega_1 \rightleftharpoons \Omega_2. \quad (12d)$$

We indeed obtain $\tilde{R}^\dagger \left(\mathcal{T} \tilde{H}_c \right) \tilde{R} - i \left(\partial \tilde{R}^\dagger / \partial t \right) \tilde{R} = \tilde{H}_c$, with the unitary transformation

$$\tilde{R} = \begin{bmatrix} 1 & 0 & 0 \\ 0 & e^{-i\delta t} & 0 \\ 0 & 0 & 1 \end{bmatrix}. \quad (13)$$

III. NUMERICAL RESULTS

Figures 2 and 3 display the population of the state $|2\rangle$ at the end of a sequence of delayed gaussian pulses of the same lengths and the same peak amplitudes

$$\Omega_1(t) = \Omega_0 \exp \left[-(t + \tau)^2 / T^2 \right], \quad (14a)$$

$$\Omega_2(t) = \Omega_0 \exp \left[-(t - \tau)^2 / T^2 \right], \quad (14b)$$

for various normalized peak amplitudes Ω_0/δ and detunings Δ/δ , where we have chosen

$$\Delta \equiv \Delta_1 = \Delta_2. \quad (15)$$

We have considered this restriction of the parameters because it gives preferentially large islands of good population transfer. This will be justified in Sections V and VI. Note that the case $\Delta_1 = -\Delta_2$ is irrelevant since it corresponds to a two-photon resonance between the product states $|\downarrow\downarrow\rangle$ and $|\uparrow\uparrow\rangle$. We could have considered equivalently the restriction $\Delta_2 = \Delta_1 + 2\delta$ in accordance with the symmetry (12). The two different orderings of pulses have been considered: the sequence 1 of Fig. 2 (respectively the sequence 2 of Fig. 3) corresponds to the ω_1 -pulse (respectively the ω_2 -pulse) being switched on first, with the delay $\tau = 1.7T$ (respectively $\tau = -1.7T$). Global adiabaticity is ensured by the choice of a large pulse area $\Omega_0 T = 50$.

One can distinguish three islands of robust high transfer (white regions). Specific parameters characterizing these islands are labelled by (a) , (a') , (d) , and (d') , with the subscript 1 or 2 respectively for the figures 2 or 3 [except (a_2) which is outside the regions of high transfer]. These islands of high transfer are analyzed in the following Sections by using the dressed Hamiltonian corresponding to \tilde{H}_c (10) and the adiabatic properties of the dynamics. We will characterize different regimes and associate them with different effective dressed Hamiltonians. We will show that the islands of good transfer can be understood from the topological properties of the appropriate effective dressed Hamiltonian.

We will show the following results:

(i) Regions (a) correspond to a STIRAP-like process associated to the channel A (see Fig. 1) that is perturbed (in the sense of non-resonant perturbation theory) by the channel B. Note that the restriction $\Delta_2 = \Delta_1 + 2\delta$ would have given a STIRAP-like process associated to the channel B perturbed by the channel A;

(ii) Regions (d) (in the weak field regime, i.e. $\Omega_1, \Omega_2 < \delta$) correspond to an effective two-level SCRAP-like (Stark chirped rapid adiabatic passage) process [9,10];

(iii) Regions (d') (in the strong field regime, i.e. $\Omega_1, \Omega_2 \gtrsim \delta$) corresponds to an effective two-level bichromatic SCRAP process (with additional Stark shifts) as described in Ref. [11].

IV. THE DRESSED HAMILTONIAN

It is convenient to use the adiabatic Floquet theory in order to study the Hamiltonian \tilde{H}_c (10) since its time dependence contains a characteristic frequency δ . The dressed Hamiltonian (or quasienergy Hamiltonian) corresponding to \tilde{H}_c is [8,12]:

$$\mathbb{K}^{[\Omega_1, \Omega_2]} = -i\delta \frac{\partial}{\partial \theta} + \frac{1}{2} \begin{bmatrix} 0 & \Omega_1(t) + e^{-i\theta} \Omega_2(t) & 0 \\ \Omega_1(t) + e^{i\theta} \Omega_2(t) & 2\Delta_1 & \Omega_2(t) + e^{i\theta} \Omega_1(t) \\ 0 & \Omega_2(t) + e^{-i\theta} \Omega_1(t) & 2(\Delta_1 + \Delta_2) \end{bmatrix}. \quad (16)$$

This dressed Hamiltonian depends parametrically on the pulse shapes and the detunings. It acts in the Hilbert space spanned on the three states $\{|1\rangle, |2\rangle, |3\rangle\}$ tensored by the photonic Hilbert space [11,8]. The eigenstates of \mathbb{K} are families of three states denoted $|1; k, -k\rangle$, $|2; k-1, -k\rangle$ and $|3; k-1, -k-1\rangle$ with k a positive or negative integer. The corresponding eigenvalues $\lambda_{1;k,-k}$, $\lambda_{2;k-1,-k}$ and $\lambda_{3;k-1,-k-1}$ have the following periodicity property: $\lambda_{n;k_1,k_2} = \lambda_{n;k_1-1,k_2+1} + \hbar\delta$, for $n = 1, 2, 3$. The notation $|n; k_1, k_2\rangle$ characterizes (when the fields are off) the state $|n\rangle$ dressed by the field of k_1 ω_1 -photons and of k_2 ω_2 -photons. The integers k_1 and k_2 characterize thus relative photon numbers of the respective fields of frequency ω_1 and ω_2 . The initial state is denoted $|1; 0, 0\rangle$. The problem can be formulated as follows: *we look for robust adiabatic connections between the initial state $|1; 0, 0\rangle$ and the final state $|2; k-1, -k\rangle$ for some positive or negative integer k .*

The possible connections depend on the *topology* of the eigenenergy surfaces of (16) as functions of the field envelopes Ω_1 and Ω_2 for given Δ_1 and Δ_2 [11,13]. The topology is characterized by true crossings which occur generically when one of the fields is off. We will study in the following the topology of \mathbb{K} using different effective dressed Hamiltonians corresponding to different regimes. These regimes will depend on the ranges of the detunings and of the field amplitudes.

We classify the different regimes and construct effective dressed Hamiltonians by determining in the Hamiltonian \mathbb{K} (16) which terms are *resonant* (or *quasi-resonant*) and which one are only *perturbative*. The resonant terms are treated by an adapted unitary transformation which allows an explicit diagonalization, whereas the perturbative terms can be treated by stationary perturbation theory. This technique has been presented in [14]. Note that for a simple RWA two-level system of Rabi frequency Ω and detuning Δ , the perturbative regime is such that $\Omega \ll |\Delta|$ and the resonant regime such that $\Omega \gtrsim |\Delta|$. We classify the different regimes as functions of the ranges of the field amplitudes and of the detunings. In the following, we have normalized all the quantities with respect to δ .

V. WEAK FIELD REGIME

The *weak field regime* occurs when $\Omega_1(t), \Omega_2(t) < \delta$. Note that when one has $\Delta_1 = \Delta_2$ additionally, this regime coincides with a *strong spin coupling* since we have then $4|\xi| > \Omega_1(t), \Omega_2(t)$. In this case of weak field regime, we can intuitively analyze the different regimes with respect to the range of the detunings using the diagram of linkage patterns (Fig. 1). Five relevant regimes (bounded by dashed lines) have been collected in Fig. 4, depending on the quasi-resonances:

- (A) The transition 1-2 is quasi-resonant with ω_1 and perturbed by ω_2 , 2-3 is quasi-resonant with ω_2 and perturbed by ω_1 ;
- (B) 1-2 is quasi-resonant with ω_2 and perturbed by ω_1 , 2-3 is quasi-resonant with ω_1 and perturbed by ω_2 ;
- (C) 1-2 and 2-3 are both quasi-resonant with ω_2 , and perturbed by ω_1 ;
- (D) 1-2 is quasi-resonant with ω_2 and perturbed by ω_1 , 2-3 is perturbed by ω_2 and ω_1 ;
- (\tilde{C}) 1-2 and 2-3 are both quasi-resonant with ω_1 , and perturbed by ω_2 ;
- (\tilde{D}) 1-2 is quasi-resonant with ω_1 and perturbed by ω_2 , 2-3 is perturbed by ω_1 and ω_2 .

In the exact resonant cases, we have represented the regimes A , C and D in Fig. (5). As shown schematically in Fig. 4, the above regimes can be roughly bounded by

$$\Delta_1 = \pm\delta/2, \quad \Delta_1 = -3\delta/2 \quad \Delta_2 = \pm\delta/2, \quad \Delta_2 = 3\delta/2. \quad (17)$$

By the symmetry (12), we recover the regime B from the regime A , \tilde{C} from C , \tilde{D} from D (exchanging additionally Ω_1 and Ω_2).

The regimes A and B are STIRAP-like regimes; D and \tilde{D} are SCRAP-like regimes.

We do not consider other regimes where the state $|1\rangle$ is almost not depopulated by adiabatic passage.

The line $\Delta = -\delta/2$ appears as a dashed line in Figs 2 and 3, where the restriction $\Delta_1 = \Delta_2$ has been considered.

A. Regime A

When the transition 1-2 is quasi-resonant with the frequency ω_1 and the transition 2-3 quasi-resonant with the frequency ω_2 , the process can be analyzed as the channel A *perturbed* (in the sense non-resonant perturbation theory) by the channel B. We refer to it as the regime A as shown in Figs 2 and 3, where it is roughly bounded by the dashed lines $\Delta = -\delta/2$, $\Delta = \delta/2$ (not shown) and $\Omega_0 = \delta$. This regime is approximately characterized by the following effective Hamiltonian in the basis $\{|1; 0, 0\rangle, |2; -1, 0\rangle, |3; -1, -1\rangle\}$ [12]:

$$\tilde{H}_c^A = \frac{1}{2} \begin{bmatrix} -\frac{[\Omega_2(t)]^2}{2(\delta+\Delta_1)} & \Omega_1(t) & 0 \\ \Omega_1(t) & 2\Delta_1 + \frac{[\Omega_2(t)]^2}{2(\delta+\Delta_1)} + \frac{[\Omega_1(t)]^2}{2(\delta-\Delta_2)} & \Omega_2(t) \\ 0 & \Omega_2(t) & 2(\Delta_1 + \Delta_2) - \frac{[\Omega_1(t)]^2}{2(\delta-\Delta_2)} \end{bmatrix} \quad (18)$$

which corresponds to the Hamiltonian characterizing the channel A with additional time dependent Stark shifts (on the diagonal) induced by the channel B. Note that this effective Hamiltonian is less precise for bigger Ω_1 or Ω_2 approaching δ .

Before analyzing the dynamics given by this Hamiltonian (18), we recall the results in the limit case of a very weak field $\Omega_1(t), \Omega_2(t) \ll \delta$ obtained in Ref. [13]. In this case the perturbative terms can be neglected and the Hamiltonian becomes

$$\tilde{H}_c^A \rightarrow \frac{1}{2} \begin{bmatrix} 0 & \Omega_1(t) & 0 \\ \Omega_1(t) & 2\Delta_1 & \Omega_2(t) \\ 0 & \Omega_2(t) & 2(\Delta_1 + \Delta_2) \end{bmatrix}. \quad (19)$$

This resulting effective Hamiltonian corresponds to the channel A alone. The topology of the energy surfaces of this Hamiltonian has been analyzed in [13]. It has been shown that the adiabatic transfer to state $|2\rangle$ is topologically allowed for

$$\Delta_1 \Delta_2 > 0.$$

The topological analysis shows moreover that for the sequence 1 the region of this process is bounded in the parameter space by the curves

$$\Omega_0 = 2\sqrt{\Delta_1(\Delta_1 + \Delta_2)}$$

and for the sequence 2 by the curves

$$\Omega_0 = 2\sqrt{\Delta_1(\Delta_1 + \Delta_2)} \quad \text{and} \quad \Omega_0 = 2\sqrt{\Delta_2(\Delta_1 + \Delta_2)}.$$

Taking now into account the perturbation by the channel B [Hamiltonian (18)] leads to two kinds of topology as shown in Figs 6 and 7, where the surfaces of quasienergies as functions of the normalized Rabi frequencies Ω_1/δ and Ω_2/δ respectively for $\Delta = \Delta_1 = \Delta_2 = -\delta/20$ and $\Delta = \Delta_1 = \Delta_2 = -\delta/4$ have been displayed. The eigenvalues of (18) (not shown) fit these surfaces well except in Fig. 7 when $\Omega_1 \sim \delta$ and $\Omega_2 \sim \delta$ because of an additional dynamical resonance (i.e. a resonance occurring beyond a threshold of the field amplitudes) [14,8] which involves the surface connected with $|3; 0, -2\rangle$ (which corresponds to the surface connected to $|3; -1, -1\rangle$ and translated of δ) and the surface right below.

Fig. 6 shows that the two conical intersections, one occurring for $\Omega_1 = 0$, the other one for $\Omega_2 = 0$, bound the adiabatic connection between the initial state $|1; 0, 0\rangle$ and the target state $|2; -1, 0\rangle$. More precisely, for the sequence

1, the conical intersection occurring for $\Omega_1 = 0$ is favorable for this adiabatic connectivity. The path denoted a_1 (also corresponding to the cross a_1 of Fig. 2) is an example for the complete transfer. On the other hand, for the sequence 2, the conical intersection occurring for $\Omega_1 = 0$ is also favorable but the one occurring for $\Omega_2 = 0$ is detrimental since it makes $|1; 0, 0\rangle$ connect with $|3; -1, -1\rangle$. The path denoted a_2 is an example for the complete transfer to $|3; -1, -1\rangle$ (also corresponding to the cross a_2 of Fig. 3).

For a bigger detuning (in absolute value), the topology is different as shown in Fig. 7. The previous conical intersection occurring for $\Omega_2 = 0$ has now disappeared and another one involving the surfaces connected to $|1; 0, 0\rangle$ and $|3; 0, -2\rangle$ has appeared. The two conical intersections, the one occurring for $\Omega_1 = 0$ and the other one for $\Omega_2 = 0$, are involved for the adiabatic connection between the initial state $|1; 0, 0\rangle$ and the target state $|2; -1, 0\rangle$. More precisely, for the sequence 1, these two conical intersections bound this adiabatic connection; the path denoted a'_1 (also corresponding to the cross a'_1 of Fig. 2) is an example for the complete transfer. On the other hand, for the sequence 2 only the conical intersection occurring for $\Omega_1 = 0$ bounds now the adiabatic connection; the path denoted a'_2 is an example for the complete transfer (also corresponding to the cross a'_2 of Fig. 3).

Using the effective Hamiltonian (18), the position of the previous conical intersections, for $\Omega_1 = 0$ and $\Omega_2 = 0$ respectively, lead to the three boundaries for the sequence 1

$$\Delta = \frac{\Omega_2}{16\delta} \left(-5\Omega_2 \pm \sqrt{9(\Omega_2)^2 + 32\delta^2} \right), \quad (20a)$$

$$\Omega_1 = \sqrt{2(\delta - \Delta) \left[2(\delta + \Delta) - \sqrt{2(\delta + \Delta)} \right]}. \quad (20b)$$

The delay between the pulses has been chosen sufficiently large such that it is a good approximation to consider that the adiabatic connectivity is quite well described by the value of the peak amplitudes. Thus we have displayed these boundaries in Fig. 2 as full lines, with $\Omega_0 = \Omega_2$ for (20a) and with $\Omega_0 = \Omega_1$ for (20b). They globally bound the lower and upper part of the island of good transfer of the regime A observed in the numerical computation. This island is crossed by the line of resonance $\Delta = 0$ around which the transfer to $|2\rangle$ depends on the pulse areas, as shown by small oscillating islands.

For the sequence 2, the conical intersections involved give the following boundaries

$$\Delta = \frac{\Omega_2}{16\delta} \left(-5\Omega_2 - \sqrt{9(\Omega_2)^2 + 32\delta^2} \right), \quad (21a)$$

$$\Omega_1 = \sqrt{(\delta - \Delta) \left[4\Delta + \delta \pm \sqrt{\delta(\delta + 8\Delta)} \right]}, \quad \text{for } \Delta < 0. \quad (21b)$$

These curves are displayed in fig. 3, with $\Omega_0 = \Omega_2$ for (21a) and with $\Omega_0 = \Omega_1$ for (21b). They give a good prediction of the island of good transfer of the regime A observed numerically.

For the two sequences, the islands of good transfer to the state $|2\rangle$ of the regime A occur with absorption of one ω_1 -photon.

B. Regime B

This regime is characterized by the transition 1-2 quasi-resonant with the frequency ω_2 and the transition 2-3 quasi-resonant with the frequency ω_1 . This process can be analyzed as the channel B *perturbed* (in the sense of non-resonant perturbation theory) by the channel A and is described by the effective Hamiltonian $\tilde{H}_c^B = \mathcal{T}\tilde{H}_c^A$:

$$\tilde{H}_c^B = \frac{1}{2} \begin{bmatrix} -\frac{[\Omega_1(t)]^2}{2\Delta_1} & \Omega_2(t) & 0 \\ \Omega_2(t) & 2(\Delta_1 + \delta) + \frac{[\Omega_1(t)]^2}{2\Delta_1} - \frac{[\Omega_2(t)]^2}{2\Delta_2} & \Omega_1(t) \\ 0 & \Omega_1(t) & 2(\Delta_1 + \Delta_2) + \frac{[\Omega_2(t)]^2}{2\Delta_2} \end{bmatrix}. \quad (22)$$

The regions of high transfer efficiency to the state $|2\rangle$ are bounded in the same manner as in the regime A by the lines (20) and (21) to which we apply the transformation \mathcal{T} (12).

C. Regime C

The regime C is characterized by a mixture of regimes A and B for which the transitions 1-2 and 2-3 are both quasi-resonant with the same frequency ω_2 . As long as the ω_1 -field is perturbative for both transitions, we have the following effective Hamiltonian

$$\tilde{H}_c^C = \frac{1}{2} \begin{bmatrix} -\frac{[\Omega_1(t)]^2}{2\Delta_1} & \Omega_2(t) & 0 \\ \Omega_2(t) & 2(\Delta_1 + \delta) + \frac{[\Omega_1(t)]^2}{2\Delta_1} - \frac{[\Omega_1(t)]^2}{2(\Delta_2 - \delta)} & \Omega_2(t) \\ 0 & \Omega_2(t) & 2(\Delta_1 + \Delta_2 + \delta) + \frac{[\Omega_1(t)]^2}{2(\Delta_2 - \delta)} \end{bmatrix}, \quad (23)$$

in the basis $\{|1; 0, 0\rangle, |2; 0, -1\rangle, |3; 0, -2\rangle\}$. No efficient transfer is observed in this regime.

D. Regime D

This regime is such that the only quiresonance is between the states 1 and 2 with ω_2 . In this case, in the basis $\{|1; 0, 0\rangle, |2; 0, -1\rangle, |3; 0, -2\rangle\}$ we can construct an effective Hamiltonian from the previous one [Eq. (23)] considering that the ω_2 -field is perturbative for the transition 2-3:

$$\tilde{H}_c^D = \frac{1}{2} \begin{bmatrix} -\frac{[\Omega_1(t)]^2}{2\Delta_1} & \Omega_2(t) & 0 \\ \Omega_2(t) & 2(\Delta_1 + \delta) + \frac{[\Omega_1(t)]^2}{2\Delta_1} - \frac{[\Omega_1(t)]^2}{2(\Delta_2 - \delta)} - \frac{[\Omega_2(t)]^2}{2\Delta_2} & 0 \\ 0 & 0 & 2(\Delta_1 + \Delta_2 + \delta) + \frac{[\Omega_1(t)]^2}{2(\Delta_2 - \delta)} + \frac{[\Omega_2(t)]^2}{2\Delta_2} \end{bmatrix}. \quad (24)$$

We can remark that this Hamiltonian is valid for the field amplitude Ω_2 below the position of the resonance occurring between the transition 2-3 and the ω_2 -field that can be estimated by

$$\Omega_2^r \equiv 2\sqrt{\Delta_2(\Delta_1 + \Delta_2 + \delta)} \quad \text{and} \quad \Delta_1 + 2\Delta_2 + \delta \leq 0. \quad (25)$$

This limit is represented as the bent dashed line crossing the figure horizontally in Figs 2 and 3 (with $\Omega_0 = \Omega_2^r$). Below this limit, one is allowed to decouple the states $|2; 0, -1\rangle$ and $|3; 0, -2\rangle$ from the Hamiltonian (23). A more detailed analysis of this regime shows that a *dynamical resonance* between the transition 1-2 and the ω_1 -field, induced by the ω_2 -field occurs approximately for

$$\Omega_2 = \Omega_2^{\text{dr}} \equiv \sqrt{-\Delta_1(\Delta_1 + 2\delta)}. \quad (26)$$

It is obtained when the difference of the dressed eigenvalues connected to $|1; 0, 0\rangle$ and $|2; 0, -1\rangle$ (calculated without the Stark shifts) compensates the difference of the frequencies δ . This additional resonance is described as dynamical since it occurs beyond a threshold of the ω_2 -field amplitude. It is represented as the bent dashed line crossing the figure vertically (which separates the regimes D and D') in Figs 2 and 3 with $\Omega_0 = \Omega_2^{\text{dr}}$. The Hamiltonian (24) is thus approximately valid *before* the dynamical resonance (26).

Below this dynamical resonance, this Hamiltonian (24) is very similar to the one describing the process named SCRAP (acronym for Stark chirped Rapid adiabatic passage) between the states $|1; 0, 0\rangle$ and $|2; 0, -1\rangle$ [9]. The pump of this process is here Ω_2 and the Stark pulse Ω_1 . We have here Ω_2 acting additionally as a Stark pulse.

It is important to note that when $\Delta_1 = -\delta$, the field ω_2 is exactly in resonance with the transition 1-2, and it cannot induce any complete population transfer from $|1\rangle$ to $|2\rangle$. Below this boundary (plotted as a full line in Figs 2 and 3), i.e. for $\Delta_1 < -\delta$, the topology does not allow the transfer from $|1\rangle$ to $|2\rangle$. Above this boundary ($\Delta_1 > -\delta$), the transfer is possible as shown by the surfaces of quasienergies (for $\Delta = \Delta_1 = \Delta_2 = 9\delta/10$) in Fig. 8. The eigenvalues of (24) (not shown) fit well these surfaces below the dynamical resonances $\Omega_2 < \Omega_2^r$. Fig. 8 shows that the conical intersection for $\Omega_2 = 0$ between the surfaces connected to $|1; 0, 0\rangle$ and the target state $|2; 0, -1\rangle$ bound the adiabatic connection between these states. This characterizes a transfer to the state $|2\rangle$ with absorption of one ω_2 -photon. This boundary is calculated from the effective Hamiltonian (24):

$$\Omega_1 = 2\sqrt{\Delta \frac{\Delta^2 - \delta^2}{2\delta - \Delta}}.$$

It is plotted in Figs 2 and 3 as a full line in the region D and bounds the upper island of good transfer of this region.

The cases beyond the dynamical resonance are studied in the next section.

VI. STRONG FIELD REGIMES

The *strong field regime* occurs when $\Omega_1(t), \Omega_2(t) \gtrsim \delta$. For $\Delta_1 = \Delta_2$, this corresponds to a *weak spin coupling* since one has then $4|\xi| \lesssim \Omega_1(t), \Omega_2(t)$. More resonances occur in this case and the previous effective Hamiltonians are no more valid. We will study in detail the interesting regime D' which gives quite large areas of transfer to state $|2\rangle$.

This regime is located below the resonance (25) and beyond the dynamical resonance (26), when the transition 1-2 is quasi-resonant with both the ω_1 - and ω_2 -fields and when the transition 2-3 is not resonant with either the ω_1 -field or the ω_2 -field. This regime is thus characterized by the effective dressed Hamiltonian

$$\mathcal{K}^{D'} = -i\delta \frac{\partial}{\partial \theta} + \frac{1}{2} \begin{bmatrix} 0 & \Omega_2(t) + e^{i\theta} \Omega_1(t) & 0 \\ \Omega_2(t) + e^{-i\theta} \Omega_1(t) & 2(\Delta_1 + \delta) - \frac{[\Omega_1(t)]^2}{2(\Delta_2 - \delta)} - \frac{[\Omega_2(t)]^2}{2\Delta_2} & 0 \\ 0 & 0 & 2(\Delta_1 + \Delta_2 + \delta) + \frac{[\Omega_1(t)]^2}{2(\Delta_2 - \delta)} + \frac{[\Omega_2(t)]^2}{2\Delta_2} \end{bmatrix}. \quad (27)$$

It is equivalent to a two-level system driven by a bichromatic field [11] with additional Stark shifts. The surfaces of quasienergies as functions of the normalized Rabi frequencies Ω_1/δ and Ω_2/δ (for $\Delta = \Delta_1 = \Delta_2 = -7\delta/5$) are displayed in Fig. 9. This figure shows that the two conical intersections, one for $\Omega_1 = 0$ and one for $\Omega_2 = 0$, bound the adiabatic connection between the initial state $|1; 0, 0\rangle$ and the target state $|2; 1, -2\rangle$. We calculate the boundaries using the effective Hamiltonian (27), which are plotted as full lines in Figs 2 and 3:

$$\Omega_1 = 2\sqrt{(\Delta - \delta) \left[2\delta - \Delta - 2\sqrt{\delta(2\delta - \Delta)} \right]},$$

$$\Omega_2 = 2\sqrt{\Delta \left[\delta - \Delta - \sqrt{\delta(\delta - 4\Delta)} \right]}.$$

This process corresponds to a multiphoton transfer to the state $|2\rangle$, with absorption of two ω_2 -photons and emission of one ω_1 -photon.

The analysis of the topology allows to improve the transfer efficiency. It shows indeed that a ω_1 -field amplitude larger than the ω_2 -field amplitude is better in this regime since the conical intersection for $\Omega_1 = 0$ occurs for a larger value than the one for $\Omega_2 = 0$.

This process of a two-level system driven by a bichromatic field studied in Ref [11] shows that the transfer can still occur for a stronger field (i.e. for a weaker spin coupling), but with absorption of more than two ω_2 -photons and emission of more than one ω_1 -photon. This result is shown in Fig. 10 where strong field white islands can be observed. The lower white islands correspond to good population transfer to the entangled state $|2; k-1, -k\rangle$, with $k = 1, 2, 3, 4$ from left to right.

VII. CONCLUSION

We have shown that a system of two interacting spins in an external bichromatic field is equivalent to a three level problem. We have determined the choices of laser pulses which can give a maximal final population in the entangled state. The proposed strategies are robust with respect to the external parameters. We have found that in the parameter space it is possible to find large islands where the quantum system can be transferred to the entangled state with a high efficiency. These islands of good transfer have been characterized by the topology of the surfaces of dressed states as functions of the parameters.

The methods employed here are quite general and can be applied for a large variety of systems. We anticipate interesting applications of this method in quantum computing and quantum communication.

ACKNOWLEDGMENTS

We acknowledge supports by INTAS 99-00019 and the Conseil Régional de Bourgogne. S.G. thanks support from a CNRS project "jeunes chercheurs". RU thanks support by the Alexander Von Humboldt Foundation and l'université de Bourgogne for kind hospitality. The authors thank N. Vitanov for usefull discussions.

FIG. 1. Diagram of linkage patterns between the three states showing the different couplings. Note that Δ_1 and Δ_2 have been chosen here negative.

FIG. 2. Contour map of population transfer efficiency $P_2(\infty)$ for varying peak Rabi frequency Ω_0/δ and varying detuning Δ/δ (with $\Delta = \Delta_1 = \Delta_2$) for the sequence 1. White areas correspond to high efficiency transfer (close to 1) to the entangled state. Dark areas correspond to low efficiency transfer (close to 0) to the entangled state [2]. The dashed lines separate different regions labelled A, D and D', associated to different effective Hamiltonians constructed in Sections V and VI. The regimes of good population transfer are bounded by full lines predicted from the topological analysis. The crosses labelled (a_1) , (a'_1) , (d_1) , and (d'_1) refer to parameters leading to high efficiency. They also refer to the pathways shown respectively in Figs 6, 7, 8 and 9. The regions A and D

FIG. 3. Contour map of population transfer efficiency $P_2(\infty)$ for varying peak Rabi frequency Ω_0/δ and varying detuning Δ/δ for the sequence 2. The cross labelled (a'_2) in one region of low efficiency and the ones labelled (a_2) , (c_2) and (d_2) in the regions of high efficiency refer to the pathways shown respectively in Figs 7, 6, 8 and 9.

FIG. 4. Schematic diagram of the regimes for a weak field regime as a function of the normalized detunings Δ_1/δ and $\Delta_2\delta$. The restriction $\Delta_2 = \Delta_1$ has been used for Figs. 2 and 3.

FIG. 5. Diagram of linkage patterns for the three regimes (in the resonant case): A ($\Delta_1 = \Delta_2 = 0$), C ($\Delta_1 = -\delta$, $\Delta_2 = 0$) and D ($\Delta_1 = -\delta$, $\Delta_2 = -\delta$).

FIG. 6. Quasienergy surfaces (in units of δ) as functions of Ω_1/δ and Ω_2/δ for $\Delta_1 = \Delta_2 = -\delta/20$. The path denoted a_1 (sequence 1), for $\Omega_0 = 0.35\delta$, connect the states $|1\rangle$ and $|2\rangle$ with the absorption of one ω_1 -photon. The path denoted a_2 (sequence 2), for $\Omega_0 = 0.35\delta$ connect the states $|1\rangle$ and $|3\rangle$ with the absorptions of one ω_1 -photon and of one ω_2 -photon.

FIG. 7. Quasienergy surfaces as functions of Ω_1/δ and Ω_2/δ for $\Delta_1 = \Delta_2 = -\delta/4$. The two different paths, denoted a_1 and a_2 (for $\Omega_0 = 0.7\delta$) depending on the sequence of the pulses connect the states $|1\rangle$ and $|2\rangle$ with the absorption of one ω_1 -photon.

FIG. 8. Quasienergy surfaces as functions of Ω_1/δ and Ω_2/δ for $\Delta_1 = \Delta_2 = -9\delta/10$. Two different paths (denoted d_1 and d_2) for $\Omega_0 = 0.8\delta$ connect the states $|1\rangle$ and $|2\rangle$ with the absorption of one ω_2 -photon.

FIG. 9. Quasienergy surfaces as functions of Ω_1/δ and Ω_2/δ for $\Delta_1 = \Delta_2 = -7\delta/5$. Two different paths (denoted d'_1 and d'_2) for $\Omega_0 = 3\delta/2$ connect the states $|1\rangle$ and $|2\rangle$ with the absorption of two ω_2 -photon and the emission of one ω_1 -photon.

FIG. 10. Contour map of population transfer efficiency $P_2(\infty)$ as in Fig. 2, but for stronger field amplitudes.

-
- [1] C. Williams and S. Clearwater, *Explorations in Quantum Computing* (Springer-Verlag, New York, 1998).
 - [2] E.S. Fry, T. Walther, and S.Li, Phys. Rev. A **52**, 4381,(1995), J.I. Cirac and P. Zoller, Phys. Rev. Lett. **74**, 4091 (1995), E. Hagle, X. Maitre, G. Nogues, C. Wunderlich, M. Brune, J. M. Raimond, and S. Haroche, Phys. Rev. Lett. **79**, 1 (1997), B. E. King, C. S. Wood, C. J. Myatt, Q. A. Turchette, D. Leibfried, W. M. Itano, C. Monroe, and D. J. Wineland, Phys. Rev. Lett. **81**, 1525 (1998); Q. A. Turchette, C. S. Wood, B. E. King, C. J. Myatt, D. Leibfried, W. M. Itano, C. Monroe, and D. J. Wineland, Phys. Rev. Lett. **81**, 3631 (1998).
 - [3] A. Sørensen and K. Mølmer, Phys. Rev. Lett. **82**, 1971 (1999), C.A. Sackett, D. Kielpinski, B.E. King, C. Langer, C.J. Myatt, M. Rowe, Q.A. Turchatte, W.M. Itano, D. J. Wineland and C. Monroe, Nature **404**, 256 (2000).
 - [4] N. V. Vitanov, M. Fleischhauer, B. W. Shore, and K. Bergmann, Adv. At. Mol. Opt. Phys. **46**, 55, (2001).
 - [5] T. Pellizzari, S. A. Gardiner, J. L. Cirac and P. Zoller, Phys. Rev. Lett. **75**, 3788, (1995).
 - [6] I. V. Baragtin, B. A. Grishanin and V. N. Zadkov, Phys. Rev. A **61**, 2305, (2000).
 - [7] R. Unanyan, N. V. Vitanov, and K. Bergmann, Phys. Rev. Lett. **87**, 137902, (2001).

- [8] R. Unanyan, S. Guérin, B. W. Shore, and K. Bergmann, *Eur. Phys. J. D* **8**, 443 (2000).
- [9] L. P. Yatsenko, B. W. Shore, T. Halfmann, K. Bergmann and A. Vardi, *Phys. Rev. A* **60**, R4237 (1999).
- [10] T. Ricketts, L. P. Yatsenko, S. Steuerwald, T. Halfmann, B. W. Shore, N. V. Vitanov and K. Bergmann, *J. Chem. Phys.* **113**, 534 (2000).
- [11] S. Guérin, L. Yatsenko, and H. R. Jauslin, *Phys. Rev. A* **63**, R31403, (2001).
- [12] S. Guérin, R. G. Unanyan, L. P. Yatsenko, and H. R. Jauslin, *Optics Express* **4**, 84 (1999).
- [13] L. Yatsenko, S. Guérin, and H. R. Jauslin, *Phys. Rev. A*, (2002).
- [14] H. R. Jauslin, S. Guérin and S. Thomas, *Physica A* **279**, 432 (2000).

Figure 1

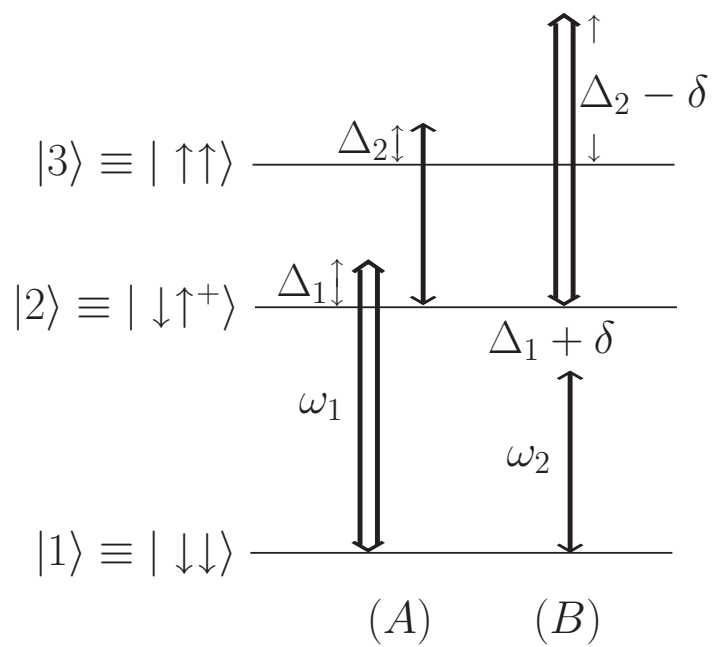


Figure 2

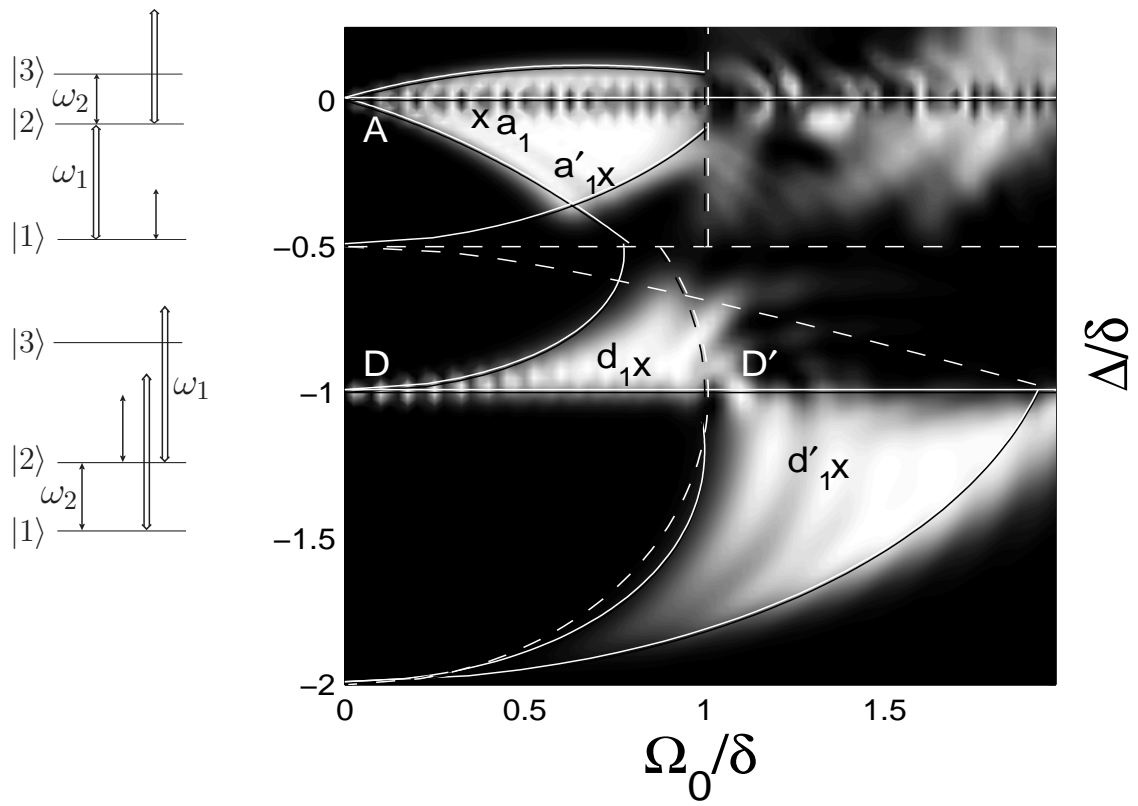


Figure 3

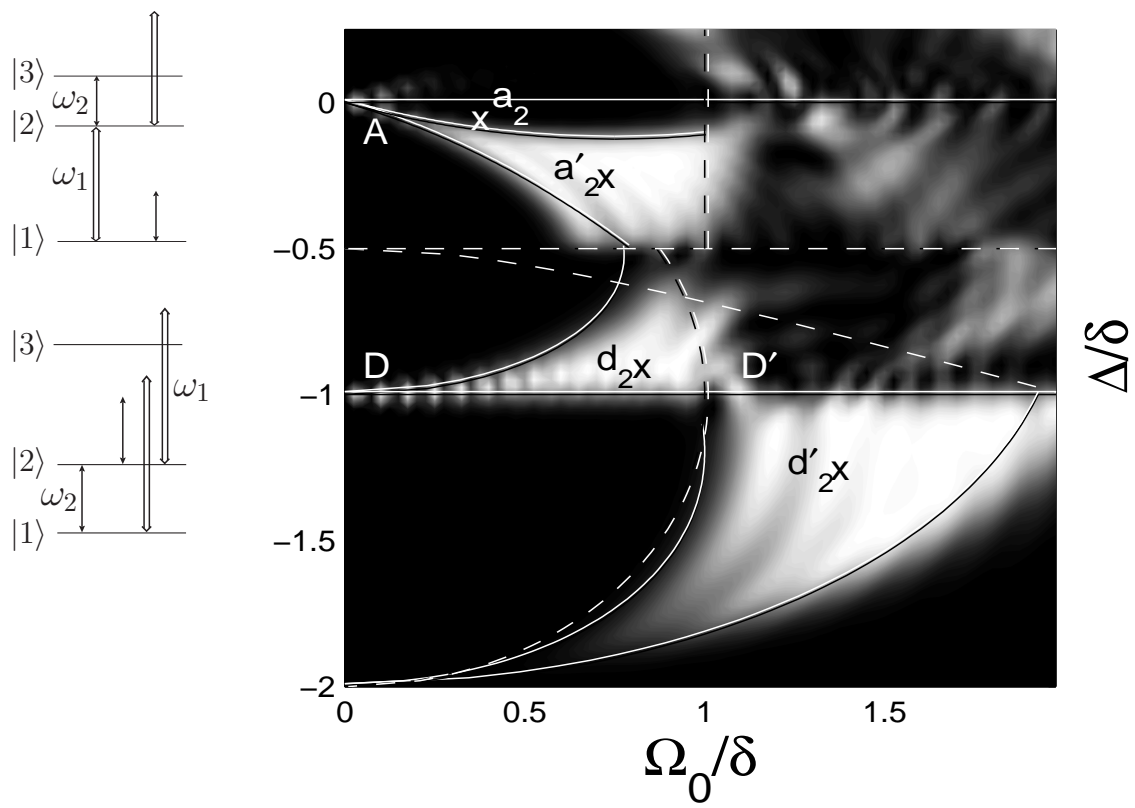


Figure 4

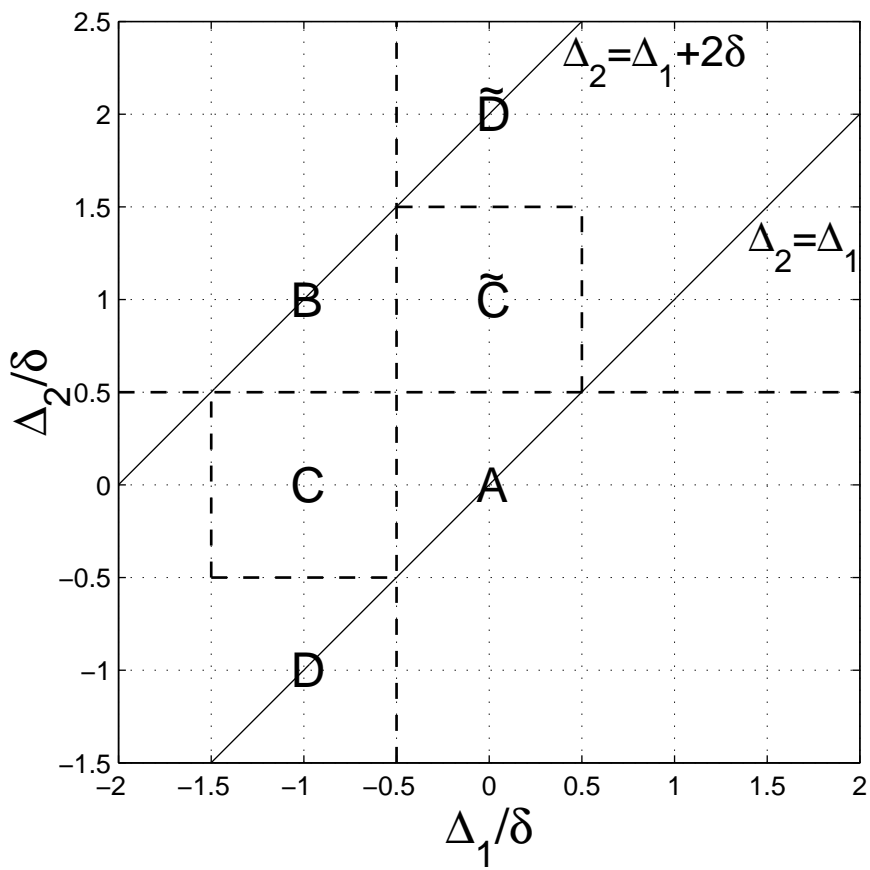


Figure 5

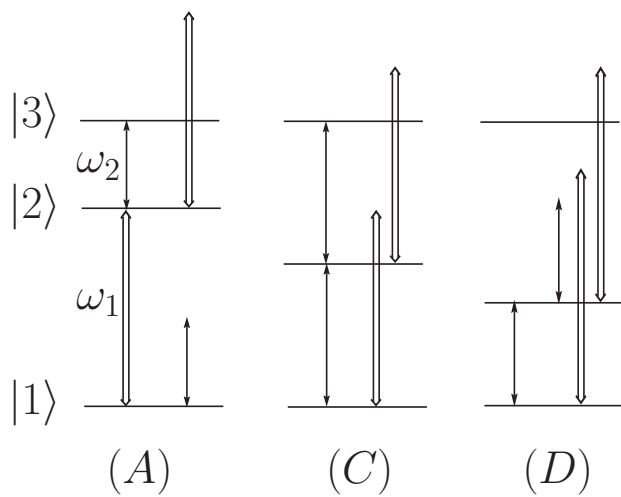


Figure 6

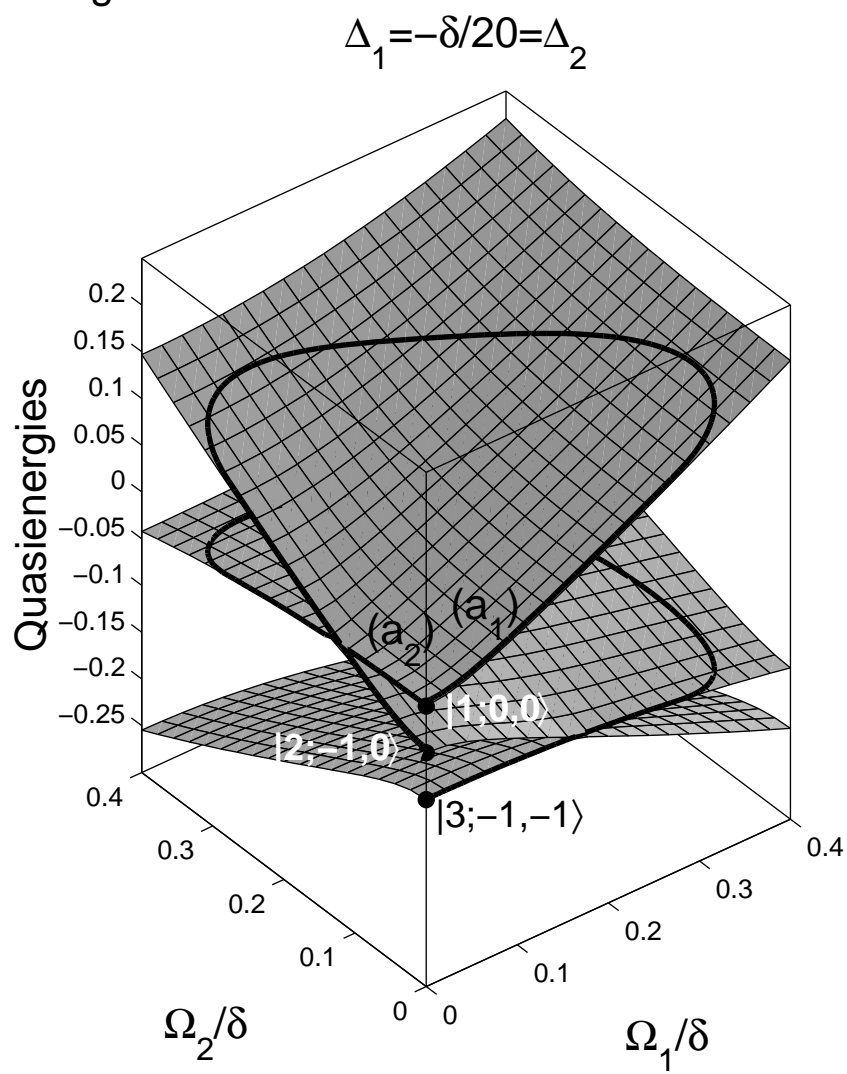


Figure 7

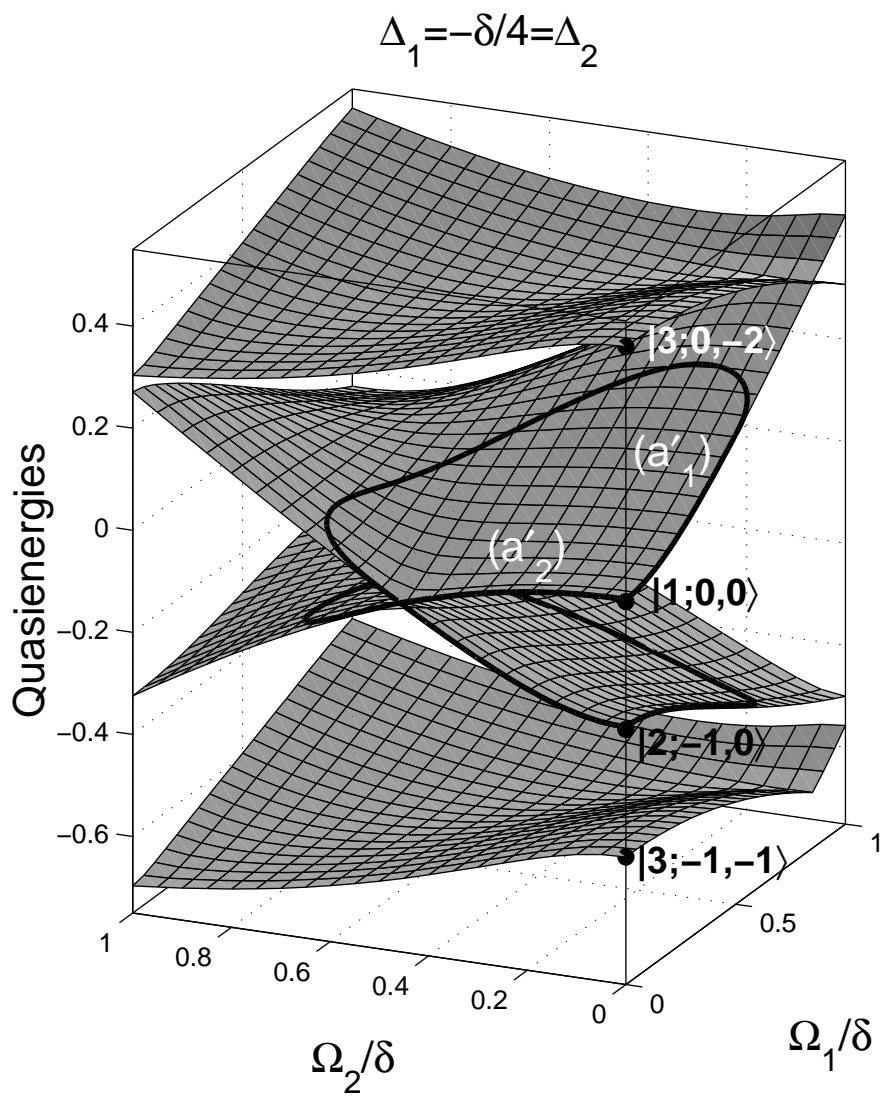


Figure 8

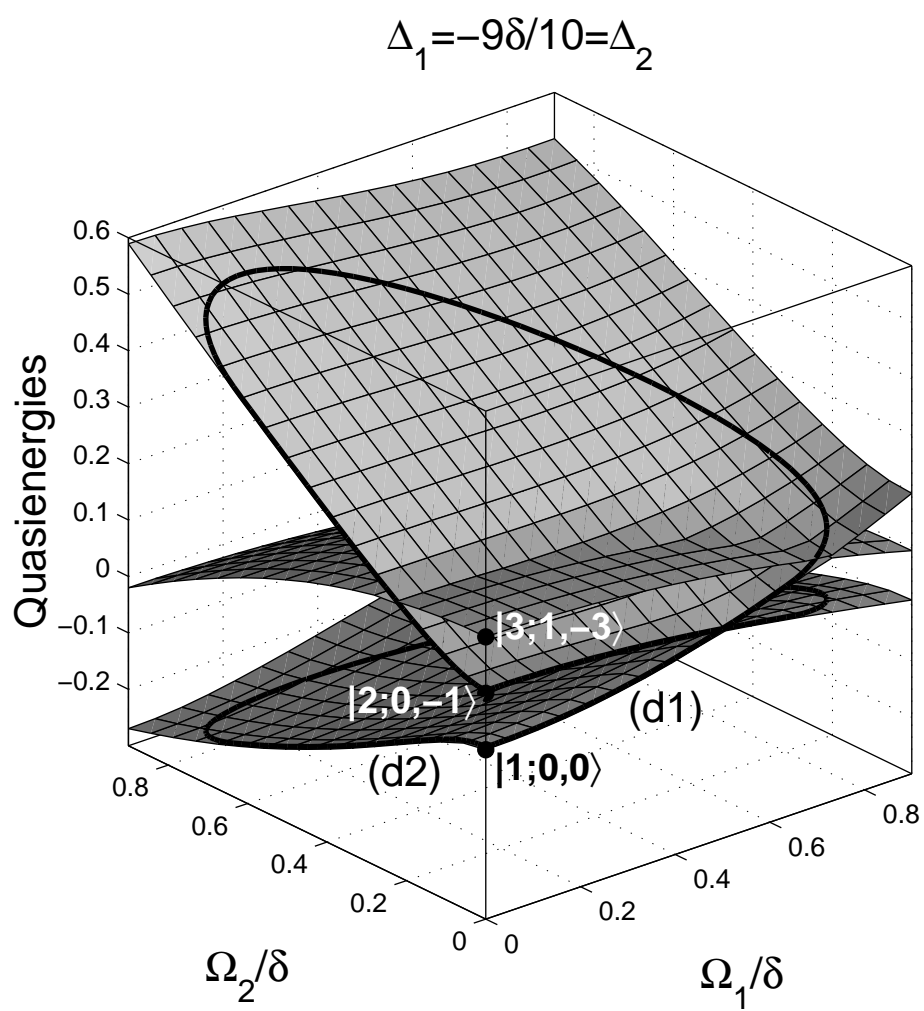


Figure 9

