

Mapping a quantum state of light onto a long-lived atomic spin state: towards quantum memory

C. Schori, B. Julsgaard, J. L. Sørensen, and E. S. Polzik*

*QUANTOP - Danish Quantum Optics Center
Institute of Physics and Astronomy,*

University of Aarhus, 8000 Aarhus, Denmark

(Dated: October 28, 2018)

We report an experiment on mapping a quantum state of light onto the ground state spin of an ensemble of Cs atoms with the life time of 2 milliseconds. Quantum memory for one of the two quadrature phase operators of light is demonstrated with vacuum and squeezed states of light. The sensitivity of the mapping procedure at the level of approximately one photon/sec per Hz is shown. The results pave the road towards complete (storing both quadrature phase observables) quantum memory for Gaussian states of light. The experiment also sheds new light on fundamental limits of sensitivity of the magneto-optical resonance method.

PACS numbers: 03.67.-a, 42.50.Lc, 42.50.Dv, 42.50.Ct

Quantum state exchange between light and atoms is an important ingredient for the future quantum information networks. It is also crucial for sensitive atomic measurements in optics when quantum limits of accuracy are approached. As shown recently both theoretically [1, 2] and experimentally [3, 4], for ensembles of atoms such exchange is feasible via free space interaction with light, as opposed to the case of a single atom which requires cavity QED settings for that purpose [5]. In [3, 4] a short-lived squeezed spin state of an atomic ensemble has been generated via complete absorption of non-classical light. An alternative approach to mapping a quantum state of light onto an atomic state via electromagnetically induced transparency has been proposed [6] and first experiments showing the feasibility of the method for classical amplitude and phase of light have been carried out [7, 8].

In this Letter we demonstrate for the first time a possibility of mapping a quantum state of light onto a long-lived atomic spin state. A novel approach utilizing a measurement induced back-action along the lines of the proposal [9] is applied. We make use of the strong non-dissipative off-resonant coupling between the collective atomic spin and the polarization state of light. Such coupling has been recently used for generation of a spin squeezed atomic sample [10] and for entanglement of two separate atomic objects [11]. The coupling yields partial information about the ground atomic spin state via a measurement performed on the transmitted probe light. However, simultaneously via the same interaction the quantum state of the optical probe is mapped onto the conjugate atomic spin component which therefore serves as a quantum memory.

We consider an ensemble of atoms with the collective spin $\mathbf{J} = \sum \mathbf{j}^{(i)}$ where $\mathbf{j}^{(i)}$ is the total angular momentum of the i 'th atom in the ground state. Throughout this

paper the atoms are assumed to be spin polarized along the x -direction, i.e. J_x is classical. The transverse spin components satisfy $[\hat{J}_y, \hat{J}_z] = iJ_x$. The experiment is carried out with cesium atoms in the $F = 4$ hyperfine ground state.

We study mapping and storage of Gaussian states of light, more precisely, a vacuum or a squeezed vacuum state. This light described by the continuum mode \hat{a}_y [12] is taken to be linearly polarized along the y -direction. In order to enable the free space quantum state exchange with atoms, \hat{a}_y is mixed on a polarizing beam splitter (Fig. 1) with a strong classical field A_x polarized along the x -direction. The polarization state of light after the beam splitter is described by Stokes parameters $\hat{S}_x = \frac{1}{2}(A_x A_x - \hat{a}_y^\dagger \hat{a}_y) = \frac{1}{2}A_x^2$, $\hat{S}_y = \frac{1}{2}(A_x \hat{a}_y + \hat{a}_y^\dagger A_x) = \frac{A_x}{2}(\hat{a}_y + \hat{a}_y^\dagger)$, $\hat{S}_z = \frac{1}{2i}(A_x \hat{a}_y - \hat{a}_y^\dagger A_x) = \frac{A_x}{2i}(\hat{a}_y - \hat{a}_y^\dagger)$ normalized to have the dimension sec^{-1} . In the experiment we measure $2\hat{S}_y$ which is the difference between the photon fluxes polarized along $\pm 45^\circ$ directions. Operators \hat{a}_i and \hat{a}_j^\dagger fulfill $[\hat{a}_i(\omega), \hat{a}_j^\dagger(-\omega')] = \delta(\omega - \omega')\delta_{ij}$. With S_x regarded as classical, correlation functions for the Stokes operators are $\langle \hat{S}_i(\omega)\hat{S}_j(-\omega') \rangle = \frac{S_x}{2}\epsilon_i\delta(\omega - \omega')\delta_{ij}$ with $i, j = y, z$. The Stokes operators \hat{S}_y or \hat{S}_z are squeezed if the \hat{a}_y mode is in a squeezed state, and $\epsilon_i \leq 1$ refers to squeezing/anti-squeezing. With a coherent probe $\epsilon_y = \epsilon_z = 1$.

The interaction between the light and the atoms is modeled following [9], [13] to obtain

$$\hat{S}_z^{\text{out}}(t) = \hat{S}_z^{\text{in}}(t), \quad \hat{S}_y^{\text{out}}(t) = \hat{S}_y^{\text{in}}(t) + aS_x\hat{J}_z(t) \quad (1)$$

where “in” and “out” refer to the light before and after interaction with the atoms. These equations are valid if the light is sufficiently far detuned from the atomic resonance, so that polarization rotation from circular birefringence is the dominant contribution to the interaction. Note that this rotation does not affect \hat{S}_z but can be read out in \hat{S}_y . The strength of the interaction is described by

*Electronic address: polzik@ifa.au.dk

the parameter a which depends on the beam geometry, detuning and the interaction cross section [9].

The evolution of the atomic spins is described by the equations

$$\dot{\hat{J}}_z(t) = \Omega \hat{J}_y - \Gamma \hat{J}_z(t) + \hat{\mathcal{F}}_z(t) \quad (2)$$

$$\dot{\hat{J}}_y(t) = -\Omega \hat{J}_z - \Gamma \hat{J}_y(t) + \hat{\mathcal{F}}_y(t) + a J_x \hat{S}_z(t) \quad (3)$$

where, as in [11], we introduce a constant magnetic field along the x -direction giving rise to Larmor precession with the frequency Ω . In what follows, the value of Ω determines the frequency component of light which can be stored in the atomic medium. The decay of the transverse ground state spin components is described by the rate Γ and their quantum statistics are described by the Langevin forces $\hat{\mathcal{F}}_y$, $\hat{\mathcal{F}}_z$. The term $a S_x \hat{J}_z(t)$ in the equation (1) is responsible for the spin state read out. The term $a J_x \hat{S}_z(t)$ in equation (3) is the so-called back action of light onto atoms. This latter term feeds the quantum fluctuations of light into atoms. Taking the Fourier transforms of equations (2) and (3) we obtain

$$\hat{J}_y(\omega) = -\frac{1}{2} \cdot \frac{ia J_x \hat{S}_z(\omega) + i \hat{\mathcal{F}}_y(\omega) + \hat{\mathcal{F}}_z(\omega)}{(\Omega - \omega) - i\Gamma} \quad (4)$$

$$\hat{J}_z(\omega) = \frac{1}{2} \cdot \frac{a J_x \hat{S}_z(\omega) + \hat{\mathcal{F}}_y(\omega) - i \hat{\mathcal{F}}_z(\omega)}{(\Omega - \omega) - i\Gamma} \quad (5)$$

where we have made the narrow-band approximation $|\omega - \Omega| \ll \Omega$ and $\Gamma \ll \Omega$. Combining (4) with the Fourier transform of (1) we get $\hat{S}_y^{\text{out}}(\omega) = \hat{S}_y^{\text{in}}(\omega) + \frac{\frac{1}{2} a S_x}{(\Omega - \omega) - i\Gamma} \left\{ a J_x \hat{S}_z(\omega) + \hat{\mathcal{F}}_y(\omega) - i \hat{\mathcal{F}}_z(\omega) \right\}$. To calculate the power spectrum of \hat{S}_y^{out} , we must know the correlation function for the Langevin noise terms. The role of these terms is to preserve the correct commutation relations for \hat{J}_y and \hat{J}_z in the presence of the decoherence described by Γ . In the experiment the decoherence is primarily caused by a resonant optical pump laser driving the atoms into the coherent spin state $F = 4$, $m_F = 4$ [14], and, to a much smaller extent, by collisions and quadratic Zeeman effect.

In order to compute the noise correlation functions we integrate equation (2) omitting the magnetic field and optical probe terms which do not contribute to the decoherence, i.e. with $\Omega = 0$ and $a = 0$. The result is

$$\langle \hat{J}_z(t)^2 \rangle = \langle \hat{J}_z(0)^2 \rangle e^{-2\Gamma t} + \frac{k_{zz}}{2\Gamma} (1 - e^{-2\Gamma t}) \quad (6)$$

where we have assumed a memory-less reservoir [15] of the form $\langle \hat{\mathcal{F}}_z(t) \hat{\mathcal{F}}_z(t') \rangle = k_{zz} \delta(t - t')$. Using the coherent spin state variance, $\langle \hat{J}_z^2 \rangle = J_x/2$, we obtain $k_{zz} = \Gamma J_x$. The Fourier-transformed correlation function can then easily be shown to fulfill $\langle \hat{\mathcal{F}}_z(\omega) \hat{\mathcal{F}}_z^*(\omega') \rangle = J_x \Gamma \delta(\omega - \omega')$. With similar equations for the y -components we end up with the expression for the power spectrum $\Phi(\omega)$ of \hat{S}_y^{out}

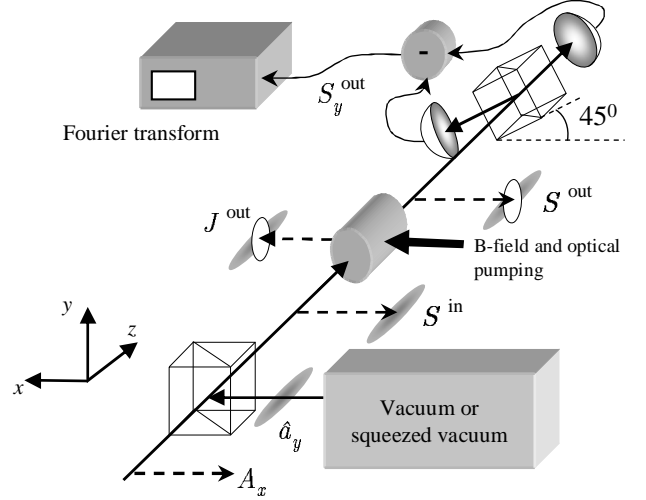


FIG. 1: A vacuum or squeezed vacuum field propagates through the atomic sample, and leaves its trace on the sample. The transmitted light which reads out this trace is analyzed at a polarization state analyzer.

observed in the experiment

$$\Phi(\omega) = \frac{S_x}{2} \epsilon_y + \frac{\frac{1}{4} a^2 S_x^2}{(\Omega - \omega)^2 + \Gamma^2} \left\{ \frac{a^2 J_x^2 S_x \epsilon_z}{2} + 2\Gamma J_x \right\} \quad (7)$$

The first term is determined by the \hat{S}_y component of the input light, i.e. by the quadrature phase operator $\frac{1}{2} (\hat{a}_y + \hat{a}_y^\dagger)$. The rest is due to the narrow band atomic state fluctuations with the life time Γ^{-1} . The first term in the curly brackets is the back action noise due to the quantum state of the input light, more precisely due to the operator $\frac{1}{2i} (\hat{a}_y - \hat{a}_y^\dagger)$. This is the "quantum memory term". The second term in the brackets is the projection noise of the initial atomic spin state.

Turning now to the experiment, we achieve nontrivial $\epsilon_{y,z}$ values by using squeezed vacuum light generated by the frequency tunable degenerate optical parametric amplifier below threshold [16]. This light is overlapped with the orthogonally polarized strong (up to 5mW) beam on a polarizing beam splitter (see Fig. 1). As shown in [4] we can, by using this technique, vary the quantum fluctuations in \hat{S}_y to be below or above the coherent state limit depending on the relative phase between squeezed vacuum and the classical field. Typically the degree of squeezing emerging from our source is about -5dB, but due to various imperfections and losses only -3dB of Stokes parameter squeezing is detected, corresponding to $\epsilon_y = 0.5$. The degree of anti-squeezing is typically 8-9dB relative to the coherent state probe, corresponding to $\epsilon_z = 6 - 8$.

Our atomic sample is Cs vapor in a paraffin coated glass cell. The atomic angular momentum is created

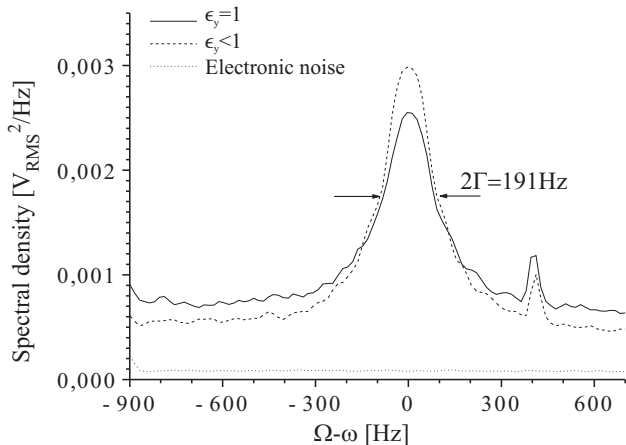


FIG. 2: The measured spectrum of the transmitted probe. The solid line is obtained with the input light in a vacuum state ($\epsilon_y = \epsilon_z = 1$). When the input mode is in a squeezed state (dashed line) the Lorentzian part from atoms increases while the wings decrease. The peak on the right is technical noise.

by optical pumping along the x -axis with two σ_+ polarized diode lasers resonant with the $6S_{1/2}(F=4) \rightarrow 6P_{1/2}(F=4)$ transition and the $6S_{1/2}(F=3) \rightarrow 6P_{3/2}(F=4)$ transition. By adjusting the relative power of the lasers we are able to control the number of atoms in the $F=4$ ground state. The degree of spin polarization ($\approx 95\%$) and the number of atoms is measured by observing the magneto-optical resonance of the ground spin state.

The output Stokes parameter \hat{S}_y is measured by a polarizing beam splitter oriented at a 45 degree angle with respect to the mean input optical polarization. The probe is blue detuned by 875MHz from the $6S_{1/2}(F=4) \rightarrow 6P_{3/2}(F=5)$ transition of Cs atoms at rest. The power spectrum of \hat{S}_y is recorded in a frequency window varying from 1.6kHz to 3.2kHz around Ω . The resulting spectrum is a narrow Lorentzian centered at Ω with a width Γ . This width can be varied by adjusting the power of the optical pumping lasers with line widths in the range from 100Hz to 1kHz FWHM.

A typical spectrum is shown in Fig. 2. This spin noise resonance contains contributions from the spin projection noise, the back action term and the technical noise of the spin. The latter is not known, however, as shown below, it can be evaluated, and the consistency of the model can be verified by varying the quantum state of the probe. The two upper traces in the figure correspond to the vacuum state of the mode \hat{a}_y (the probe in a coherent polarization state) and the squeezed vacuum state of \hat{a}_y (the probe in a squeezed polarization state), respectively. The reduction of the optical quantum noise of \hat{S}_y is clearly seen in the wings of the atomic resonance when the polarization squeezed probe is applied. However, more interesting is that the atomic spin noise *grows*

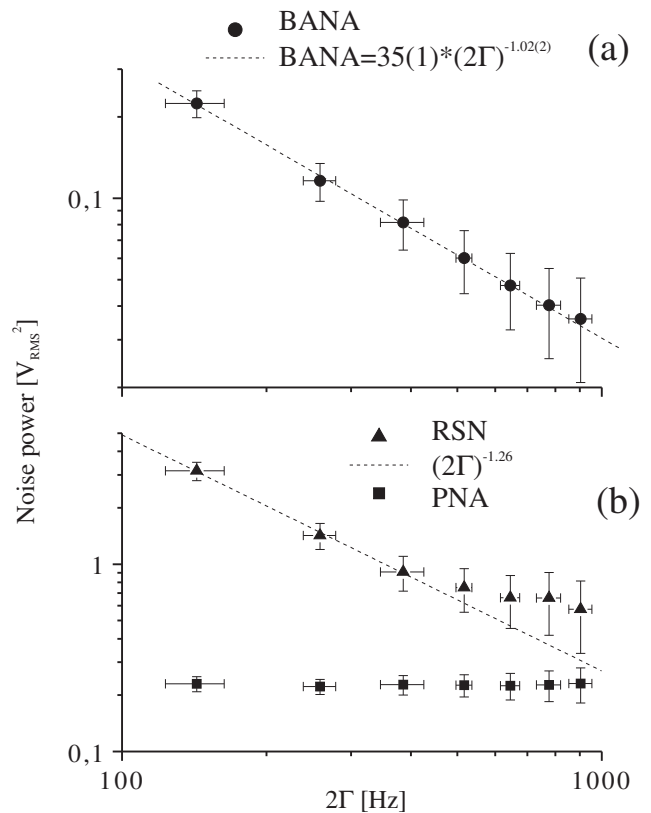


FIG. 3: (a) The measured back action noise area (BANA) for the vacuum light input as a function of decay rate Γ on a log-log scale. (b) The measured residual spin noise (RSN) and the inferred projection noise area (PNA) calculated from (9). See text for details.

when the probe is squeezed in \hat{S}_y . This is due to the light-induced back action noise of the atoms. Note that this back action may completely wash out the advantages of using squeezed light in sensitive magnetometry [17].

Figure 2 represents the evidence of anti-squeezed Stokes parameter \hat{S}_z being stored in the atoms. This storage takes place over a time scale on the order of $(2\pi\Gamma)^{-1}$ which here corresponds to about 2 milliseconds. Note that squeezed vacuum output of the optical parametric amplifier [16] at our values of the gain contains about one photon per second per Hz of the bandwidth. Hence Fig. 2 shows the effect of approximately 200 photons/sec stored within the atomic bandwidth. We may expect therefore the sensitivity of the atomic memory at the level of a single photon for pulses with $(2\pi\Gamma)^{-1} \approx 2\text{ms}$ duration.

From eq. (7) we know that the *back action noise area* (BANA) is proportional to ϵ_z , so that we can extract this contribution from the overall atomic spin noise by $\text{BANA} = (A_{SQ} - A_{COH})/(\epsilon_z - 1)$, where A_{COH} and A_{SQ} are the measured spin noise areas with a coherent and squeezed probe, respectively. We can also define the *residual spin noise* $\text{RSN} = (\epsilon_z A_{COH} - A_{SQ})/(\epsilon_z - 1)$.

To compare the experimental results with theoretical

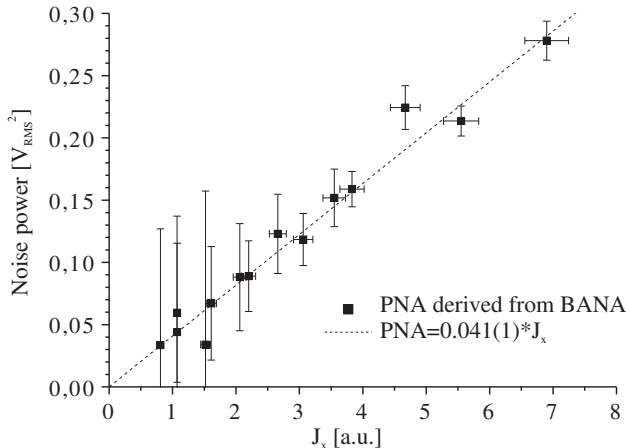


FIG. 4: The projection noise area derived from (10). The data is, in fact, compiled from two series with different Γ 's, giving strong quantitative support of the model.

predictions we integrate (7) over frequencies and calculate the back action noise area

$$\text{BANA} = \frac{\pi a^4 J_x^2 \epsilon_z}{\Gamma} \left(\frac{S_x}{2} \right)^3 \quad (8)$$

and the *projection noise area*

$$\text{PNA} = 2\pi a^2 J_x \left(\frac{S_x}{2} \right)^2 \quad (9)$$

Knowing the *shot noise level* $\text{SNL} = S_x/2$ we obtain for a coherent probe ($\epsilon_y = \epsilon_z = 1$),

$$\text{PNA} = 2\sqrt{\pi\Gamma(\text{BANA}) \times (\text{SNL})} \quad (10)$$

Varying ϵ_z we can determine the back action term (8), which is in turn determined by the quantum state of the probe light. With the knowledge of the BANA and the SNL, we are able to deduce the size of the PNA from equation (10).

We now vary the probe power to confirm the S_x^3 dependence of the back action noise and the number of atoms to confirm the J_x^2 dependence. We find the BANA to scale with S_x^p , where $p = 2.8 \pm 0.2$, and J_x^q with $q = 2.0 \pm 0.2$ in good agreement with the theory. During the sequence of measurements ϵ_y and ϵ_z are monitored several times and variations are found to be less than 10%. Even more exciting is to observe the variation of BANA and RSN with Γ . From Fig. 3(a) we see that the BANA decreases as expected with Γ^{-1} to within a few percent. The RSN dependence on Γ , shown in Fig. 3(b), is found to fall off roughly with Γ^{-1} until a value of approximately $2\Gamma = 500\text{Hz}$ is reached. Here the RSN starts leveling out to approach a constant value. This is due to the higher degree of optical pumping, and hence higher Γ , which pushes the atomic spin towards the coherent spin state

(CSS) and thereby washes out any additional (technical) noise in the spin state. We therefore expect the RSN to converge to a level set by the CSS. In our notation this level is just the PNA, and using eq. (10) we can estimate this level from the BANA. This estimate is also shown in Fig. 3(b) where we see that the RSN indeed is approaching the PNA at higher values of Γ .

Finally, we fix Γ and vary the number of atoms (J_x), see Fig. 4. Again from the measured BANA we can infer the PNA and observe that it grows proportionally with J_x to test of the consistency of our model. The plotted results are obtained at two very different decay rates $2\Gamma = 264 \pm 20\text{ Hz}$ and $2\Gamma = 485 \pm 20\text{ Hz}$, but nonetheless fit nicely to the same line confirming the theory.

In summary we have shown how partial information about an unknown Gaussian quantum state of light, more precisely the value of the operator $\frac{1}{2i}(\hat{a}_y - \hat{a}_y^\dagger)$, can be mapped onto the atomic ground state spin, where it is stored for approximately 2ms. We have also demonstrated how this information is read out again by the probe via the narrow band atomic spin noise around the Larmor frequency. Most importantly we have demonstrated that long-lived atomic spin ensembles can serve as quantum memory for light sensitive enough to store quantum states of optical fields containing just a few photons.

In our continuous wave experiment the probe effectively reads out its own quantum state at an earlier time which has been stored in atoms. Future experiments using two pulses, one to be stored and another to read out the stored information, are clearly feasible. Another important step towards full scale quantum memory for light will be to achieve storage and retrieval of the full quantum state of light, which for a Gaussian state corresponds to both $\frac{1}{2i}(\hat{a}_y - \hat{a}_y^\dagger)$ and $\frac{1}{2}(\hat{a}_y + \hat{a}_y^\dagger)$ operators. In order to store the full quantum state of light one has to use two entangled atomic ensembles [11], rather than just one ensemble, as in the present paper. For the atomic state read-out [9] two entangled beams of light, rather than a single beam, as in the present work, should be used.

The narrow band frequency response of the atomic ground state spin allows only for storage of a few hundred Hz wide frequency band of the optical state around the carrier frequency Ω . One way to overcome this limit would be to apply a linear magnetic field gradient in the z -direction, or to use an inhomogeneously broadened solid state medium [18]. This would make atoms at different positions have different Larmor frequencies, hence they would store different frequency components of the optical state and the entire optical spectrum of interest could then be mapped onto atoms.

Acknowledgments

This work was supported by the Danish National Research Foundation and by the EU QIPC network via the

QUICOV project.

- [1] A. E. Kozhekin, K. Mølmer, and E. S. Polzik, *Phys. Rev. A* **62**, 033809 (2000).
- [2] A. Kuzmich, K. Mølmer, and E. S. Polzik, *Phys. Rev. Lett.* **79**, 4782 (1997).
- [3] J. Hald, J. L. Sørensen, C. Schori, and E. S. Polzik, *Phys. Rev. Lett.* **83**, 1319 (1999).
- [4] J. Hald, J. L. Sørensen, C. Schori, and E. S. Polzik, *J. Mod. Opt.* **47**, 2599 (2000).
- [5] H. J. Briegel, J. I. Cirac, W. Dur, S. J. van Enk, H. J. Kimble, H. Mabuchi, and P. Zoller, *Lect. Notes Comput. Sc.* **1509**, 373 (1999).
- [6] M. Fleischhauer and M. D. Lukin, *Phys. Rev. Lett.* **84**, 5094 (2000).
- [7] D. F. Phillips, A. Fleischhauer, A. Mair, R. L. Walsworth, and M. D. Lukin, *Phys. Rev. Lett.* **86**, 783 (2001).
- [8] C. Liu, Z. Dutton, C. H. Behroozi, and L. V. Hau, *Nature* **409**, 490 (2001).
- [9] A. Kuzmich and E. S. Polzik, *Phys. Rev. Lett.* **85**, 5643 (2000).
- [10] A. Kuzmich, L. Mandel, and N. P. Bigelow, *Phys. Rev. Lett.* **85**, 1594 (2000).
- [11] B. Julsgaard, A. Kozhekin, and E. S. Polzik, *Nature* **413**, 400 (2001).
- [12] K. J. Blow, R. Loudon, S. J. D. Phoenix, and T. J. Shepherd, *Phys. Rev. A* **42**, 4102 (1990).
- [13] L.-M. Duan, J. I. Cirac, P. Zoller, and E. S. Polzik, *Phys. Rev. Lett.* **85**, 5643 (2000).
- [14] M. Kitagawa and M. Ueda, *Phys. Rev. A* **47**, 5138 (1993).
- [15] C. W. Gardiner and P. Zoller, *Quantum Noise* (Springer, Heidelberg, 2000), 2nd ed., chap. 5.
- [16] E. Polzik, J. L. Sørensen, and J. Hald, *Appl. Phys. B* **66**, 759 (1998).
- [17] D. V. Kupriyanov and I. M. Sokolov, *Quant. Opt.* **4**, 55 (1992).
- [18] A. V. Turukhin, V. S. Sudarshanam, M. S. Shahriar, J. A. Musser, B. S. Ham, and P. R. Hemmer, *Phys. Rev. Lett.* **88**, 023602 (2002).