

# Geometric Quantum Computation on Solid-State Qubits

Mahn-Soo Choi

*Korea Institute for Advanced Study, Cheongryangri-dong 207-43, Seoul 130-012, Korea*

An adiabatic cyclic evolution of control parameters of a quantum system ends up with a holonomic operation on the system, determined entirely by the geometry in the parameter space. The operation is given either by a simple phase factor (a Berry phase) or a non-Abelian unitary operator depending on the degeneracy of the eigenspace of the Hamiltonian. Geometric quantum computation is a scheme to use such holonomic operations rather than the conventional dynamic operations to manipulate quantum states for quantum information processing. Here we propose a geometric quantum computation scheme which can be realized with current technology on nanoscale Josephson-junction networks, known as a promising candidate for solid-state quantum computer.

The elementary units of quantum information processing are quantum two-state systems, called quantum bits or “qubits”. Unlike a classical bit, a qubit can be in any superposition  $\alpha|\bar{0}\rangle + \beta|\bar{1}\rangle$  (with  $\alpha$  and  $\beta$  arbitrary complex numbers satisfying the normalization condition  $|\alpha|^2 + |\beta|^2 = 1$ ) of the computational basis states  $|\bar{0}\rangle$  and  $|\bar{1}\rangle$ . A qubit needs not only to preserve quantum coherence for a sufficiently long time but also to allow an adequate degree of controllability. Among a number of ideas proposed so far to realize qubits, the ones based on solid-state devices have attracted interest due to the scalability for massive information processing, which can make a quantum computer of practical value [1].

Another crucial element of quantum information processing is the ability to perform quantum operations (unitary operators) on qubits in a controllable way and with sufficient accuracy. Conventionally, quantum operations have been achieved based on quantum dynamics governed by the Schrödinger equation.

Recently, it has been proposed that controllable quantum operations can be achieved by a novel geometric principle as well [2, 3]. When a quantum system undergoes an adiabatic cyclic evolution, it acquires a non-trivial geometric operation called a holonomy. Holonomy is determined entirely by the geometry of the cyclic path in the parameter space, independent of any detail of the dynamics. If the eigenspace of the Hamiltonian in question is non-degenerate, the holonomy reduces to a simple phase factor, a Berry phase. Otherwise, it becomes a non-Abelian unitary operation, i.e., a non-trivial rotation in the eigenspace. It has been shown that universal quantum computation is possible by means of holonomies only [2, 3]. Further, holonomic quantum computation schemes have intrinsic tolerance to certain types of computational errors [4, 5].

A critical requirements for holonomies is that the eigenspace should be preserved throughout the adiabatic change of parameters, which is typically fulfilled by symmetry [6]. It is non-trivial to devise a physical system with a proper eigenspace which will serve as a computational space. Recently a scheme for geometric quantum computation with nuclear magnetic resonance has

been proposed and demonstrated experimentally [7]. A similar scheme has been proposed on superconducting nanocircuits [8]. In these schemes, however, geometrically available was only Abelian Berry phase, and additional dynamic manipulations were required for universal quantum computation. A scheme based solely on holonomies has been proposed for quantum optical systems [9]. However, it relies on nonlinear optics, which may make this scheme less practical. More recently, another holonomic quantum computation scheme has been proposed for trapped ions [10]. Supposedly, it is the only experimentally feasible scheme proposed so far for holonomic computation. Here we propose a scheme for holonomic quantum computation on nanoscale Josephson networks, known as a promising candidate for solid-state quantum computer [11, 12]. It relies on tunable Josephson junction and capacitive coupling, which are already viable with current technology.

A “Josephson (charge) qubit” [11, 12] can be realized by a small superconducting grain (a Cooper-pair box) of size  $\sim 100\text{nm}$ , coupled to a large superconducting charge reservoir or another Cooper-pair box via a Josephson junction, see Fig. 1. The computational bases are encoded in two consecutive charge states  $|\bar{0}\rangle \rightarrow |0\rangle$  and  $|\bar{1}\rangle \rightarrow |1\rangle$  with  $|n\rangle$  denoting a state with  $n$  excess Cooper pairs on the box. States with more (or less) Cooper pairs are suppressed due to the strong Coulomb repulsion (the gate-induced charge  $2en_g$  is tuned close to  $1/2 \bmod 1$ ), characterized by the charging energy  $E_C = (2e)^2/2C$  (with  $C$  the total capacitance of the box). Excitation of quasiparticles is also ignored assuming sufficiently low temperature. The tunneling of Cooper pairs across the junction, characterized by the Josephson coupling energy  $E_J$  ( $\ll E_C$ ), allows coherent superposition of the charge states  $|0\rangle$  and  $|1\rangle$ . A *tunable* junction is attained by two parallel junctions making up a SQUID (superconducting quantum interference device), see upper panel of Fig. 1. A change in the magnetic flux  $\Phi$  threading the SQUID loop gives a phase shift as well as a modulation in the strength of the effective Josephson coupling [13]. In the two-state approximation, the Hamiltonian is then written in terms of the Pauli matrices  $\sigma^z$  and  $\sigma^\pm = \frac{1}{2}(\sigma^x \pm i\sigma^y)$

as [11]

$$H = h(n_g)\sigma^z - [J(\phi)\sigma^+ + J^*(\phi)\sigma^-] \quad (1)$$

where  $h(n_g) = E_C(1/2 - n_g)$ ,  $J(\phi) = E_J \cos \phi e^{i\phi}$ , and  $\phi = \pi\Phi/\Phi_0$  with  $\Phi_0 = hc/2e$  the superconducting flux quantum.

Below we will demonstrate that one can obtain the three unitary operations,  $U_Z(\varphi) = \exp(i\varphi|1\rangle\langle 1|)$  (phase shift),  $U_X(\varphi) = \exp(i\varphi\sigma^x)$  (rotation around  $x$  axis), and  $U_{CZ}(\varphi) = \exp(+i\varphi|10\rangle\langle 10|)$  (controlled phase shift), on an arbitrary qubit or pair of qubits, using *geometric* manipulations only. It is known that these unitary operations form a universal set of gate operations for quantum computation [10, 14].

We first show how to get the unitary operation  $U_Z$  geometrically. We consider three Cooper-pair boxes coupled in series as shown in Fig. 2. The first (blue) box encodes the computational bases while the second and third (green) boxes serve as “ancilla” qubits. The Hamiltonian is given by [see Eq. (1)]

$$H = \sum_{n=1}^2 (J_n\sigma_n^+\sigma_{n+1}^- + h.c.) - h\sigma_2^z \quad (2)$$

with  $h.c.$  meaning the Hermitian conjugate. Diagonalization of the Hamiltonian reveals that the two states  $|\lambda_0\rangle = |000\rangle_{123}$  (short for  $|0\rangle_1|0\rangle_2|0\rangle_3$ ) and  $|\lambda_1\rangle = J_1|001\rangle - J_2^*|100\rangle$  (not normalized) form a degenerate subspace with energy  $-h$ , which is preserved during the change of  $J_1$  and  $J_2$  (equivalently  $\phi_1$  and  $\phi_2$ ). After a cyclic evolution of the parameters  $\phi_1$  and  $\phi_2$  along a closed loop  $C$  starting and ending at the point with  $\phi_1 = \pi/2$  (i.e.,  $J_1 = 0$ ), the state  $|\lambda_1\rangle$  acquires the Berry phase [15]:

$$\gamma_B = -2 \iint_{S(C)} d\phi_1 d\phi_2 \frac{\cos \phi_1 \cos \phi_2 \sin(\phi_1 + \phi_2)}{(\cos^2 \phi_1 + \cos^2 \phi_2)^2}, \quad (3)$$

where  $S(C)$  denotes a surface enclosed by  $C$ . The state  $|\lambda_0\rangle$  remains unchanged. Therefore, the cyclic evolution amounts to  $U_Z(\gamma_B)$ .

Here it should be emphasized that although used is the *Abelian* Berry phase, the degenerate structure is crucial. The dynamic phases acquired by  $|\lambda_0\rangle$  and  $|\lambda_1\rangle$  are the same and result in a trivial global phase. In recently proposed schemes [7, 8], which has no degenerate structure, at least one dynamic manipulation was unavoidable to remove the dynamically accumulated phases. Another point to be stressed is that the phase shifts  $\phi_n$  ( $n = 1, 2$ ) in the effective Josephson couplings  $J_n(\phi_n)$  are indispensable for the Berry phase. An electrical control for a tunable junction demonstrated in [16] gives a real (rather than complex) coupling and is not adequate for this scheme.

The two-qubit gate operation  $U_{CZ}$  can be realized geometrically using capacitive coupling. As shown in Fig. 3 (a), the ancilla qubits on different three-box systems are coupled in parallel via capacitors with capacitance  $C_c$ . It is known [17, 18, 19, 20] that for  $C_c$  sufficiently larger than the self-capacitance  $C$  of each box, the states  $|0\rangle_2|1\rangle_5$  and  $|1\rangle_2|0\rangle_5$  are strongly favored over the states  $|0\rangle_2|0\rangle_5$  and  $|1\rangle_2|1\rangle_5$ , and the same for boxes 3 and 6 (recall that  $n_g \approx 1/2$  for each box). This effectively leads to “joint tunneling”, see Fig. 3 (b): Tunneling of a charge from box 1 to 2 should be accompanied by tunneling of another charge from 5 to 4. The joint-tunneling amplitude is given by  $J_a \approx 4J_1J_3^*/E_C$  and  $J_b \approx 4J_2J_4^*/E_C$  [17]. Then the total Hamiltonian has the form

$$H = [J_a(\sigma_1^+\sigma_2^-(\sigma_4^-\sigma_5^+) + h.c.) + [J_b(\sigma_2^+\sigma_3^-(\sigma_5^-\sigma_6^+) + h.c.) - h[\sigma_2^z - \sigma_5^z]]. \quad (4)$$

The above Hamiltonian has an eigenspace containing the four degenerate states  $|\lambda_{00}\rangle = |00\rangle_{14}|0011\rangle_{2356}$ ,  $|\lambda_{01}\rangle = |01\rangle_{14}|0011\rangle_{2356}$ ,  $|\lambda_{11}\rangle = |11\rangle_{14}|0011\rangle_{2356}$ , and  $|\lambda_{10}\rangle = J_a|01\rangle_{14}|0110\rangle_{2356} - J_b^*|10\rangle_{14}|0011\rangle_{2356}$  (not normalized) with energy  $-2h$ . One can fix  $\phi_3 = \phi_4 = 0$  and change the parameters  $\phi_1$  and  $\phi_2$  along a closed loop starting from the point with  $\phi_1 = \pi/2$  ( $J_1 = J_a = 0$ ). Upon this cyclic evolution, the state  $|\lambda_{10}\rangle$  acquires the Berry phase in Eq. (3) while the other three states remain unchanged, leading to the two-qubit gate operation  $U_{CZ}(\gamma_B)$ .

In the above implementation of  $U_{CZ}$ , the capacitive coupling is merely an example and can be replaced by any other coupling that effectively results in a sufficiently strong Ising-type interaction of the form  $J_{ij}\sigma_i^z\sigma_j^z$ .

In the above demonstrations, for simplicity, we have encoded the bases  $|\bar{0}\rangle$  and  $|\bar{1}\rangle$  in a single Cooper-pair box. To realize  $U_X$ , we need to encode the basis states over two Cooper-pair boxes, e.g., box 0 and 1 in Fig. 4 (a):  $|\bar{0}\rangle \rightarrow |0\rangle_0|1\rangle_1$  and  $|\bar{1}\rangle \rightarrow |1\rangle_0|0\rangle_1$ . It is straightforward to generalize the above implementations of  $U_Z$  and  $U_{CZ}$  in this two-box encoding scheme. Now we turn to the remaining single-qubit gate operation  $U_X$ . The Hamiltonian is given by

$$H = (J_0\sigma_0^+\sigma_2^- + h.c.) + (J_1\sigma_1^+\sigma_2^- + h.c.) + (J_2\sigma_2^+\sigma_3^- + h.c.) - h\sigma_2^z. \quad (5)$$

The degenerate subspace is defined by the two eigenstates  $|\lambda_1\rangle = (J_0|01\rangle_{01} - J_1|10\rangle_{01})|00\rangle_{23}$  (not normalized) and  $|\lambda_2\rangle = \frac{J_2}{J_0+J_1}(J_1^*|01\rangle_{01} + J_0^*|10\rangle_{01})|00\rangle_{23} - |00\rangle_{01}|01\rangle_{23}$  (not normalized) both with energy  $-h$ . As an example, we take a closed loop depicted in Fig. 4 (b) (one may choose any path starting and ending at  $\phi_0 = \phi_1 = \pi/2$ ) with  $\phi_2 = 0$  fixed. The adiabatic theory of holonomies [6] ensures that from this adiabatic cycle, a state  $|\psi\rangle$  initially belonging to the eigenspace undergoes

a change to  $|\psi'\rangle = U|\psi\rangle$ . The unitary operator  $U$  is given by  $U = U_Z^\dagger(\varphi')U_X(\varphi)U_Z(\varphi')$  with  $\varphi' = \pi(1 + \frac{1}{\sqrt{2}})$  and  $\varphi = \int_{-\pi/2}^{\pi/2} \frac{dx}{\sqrt{2+\cos(2x)}}$ . Removing the first and last factors of  $U_Z$  (if necessary) with additional phase-shift operations, one can achieve  $U_X$ .

Finally, a quantum network can be constructed as in Fig. 5 to perform all the unitary operations discussed above (and hence universal quantum computation) geometrically. The main advantage of a geometric computation scheme is its intrinsically fault-tolerant feature [4, 5]. However, it is usually non-trivial to find a physical system whose Hamiltonian has a particular degenerate structure for geometric computation. The scheme discussed in this work provides a generic way to construct such a system from arbitrary quantum two-state systems as long as couplings satisfy certain requirements specified above. Such requirements are rather easy to fulfill on solid-state devices. A drawback of this scheme is that it requires more resources (four Cooper-pair boxes per each qubit). Considering quantum error correcting codes, however, it may not be a major disadvantage.

The author thanks I. Cirac and J.-H. Cho for discussions and comments.

Rev. Lett. **81**, 4240 (1998).

- [18] H. Shimada and P. Delsing, Phys. Rev. Lett. **85**, 3253 (2000).
- [19] D. V. Averin, A. N. Korotkov, and Y. V. Nazarov, Phys. Rev. Lett. **66**, 2818 (1991).
- [20] M. Matters, J. J. Versluys, and J. E. Mooij, Phys. Rev. Lett. **78**, 2469 (1997).

- 
- [1] *Macroscopic Quantum Coherence and Quantum Computing*, edited by D. V. Averin, B. Ruggiero, and P. Silvestrini (Kluwer Academic/Plenum Publishers, New York, 2001).
  - [2] P. Zanardi and M. Rasetti, Phys. Lett. A **264**, 94 (1999).
  - [3] J. Pachos, P. Zanardi, and M. Rasetti, Phys. Rev. A **61**, 010 305(R) (2000).
  - [4] J. Preskill, in *Introduction to Quantum Computation and Information*, edited by H.-K. Lo, S. Popescu, and T. Spiller (World Scientific, Singapore, 1999), p. 154.
  - [5] D. Ellinas and J. Pachos, Phys. Rev. A **64**, 022 310 (2001).
  - [6] F. Wilczek and A. Zee, Phys. Rev. Lett. **52**, 2111 (1984).
  - [7] J. A. Jones, V. Vedral, A. Ekert, and G. Castagnoli, Nature **403**, 869 (2000).
  - [8] G. Falci, R. Fazio, G. Massimo Palma, J. Siewert, and V. Vedral, Nature **407**, 355 (2000).
  - [9] J. Pachos and S. Chountasis, Phys. Rev. A **62**, 052 318 (2000).
  - [10] L.-M. Duan, J. I. Cirac, and P. Zoller, Science **292**, 1695 (2001).
  - [11] Y. Makhlin, G. Schön, and A. Shnirman, Nature **398**, 305 (1999).
  - [12] Y. Nakamura, Y. A. Pashkin, and J. S. Tsai, Nature **398**, 786 (1999).
  - [13] M. Tinkham, *Introduction to Superconductivity*, 2 ed. (McGraw-Hill, New York, 1996).
  - [14] S. Lloyd, Phys. Rev. Lett. **75**, 346 (1995).
  - [15] M. V. Berry, Proc. R. Soc. London A **392**, 45 (1984).
  - [16] J. H. Schön, C. Kloc, H. Y. Hwang, and B. Batlogg, Science **292**, 252 (2001).
  - [17] M.-S. Choi, M. Y. Choi, T. Choi, and S.-I. Lee, Phys.

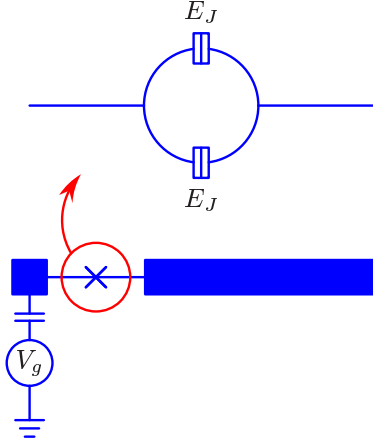


FIG. 1: A schematic of a “Josephson qubit”. The cross denotes a *tunable* Josephson junction, which consists of two parallel tunnel junctions (upper panel). The strength of the Josephson junction is tuned by flux threading the loop. The gate voltage  $V_g$  controls the induced charge on the box.

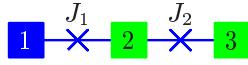


FIG. 2: Configuration for the phase-shift operation  $U_Z$ . Throughout the work, computational bases are encoded in the blue boxes and green boxes serve as ancilla qubits.

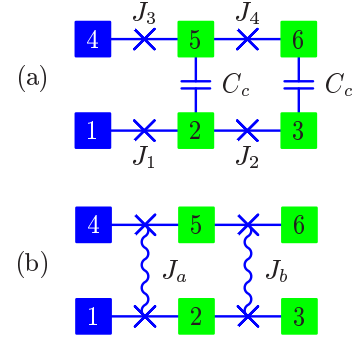


FIG. 3: (a) Configuration for the two-qubit gate  $U_{CZ}$ . (b) Effective “joint-tunnel” coupling (crossed wiggly lines) resulting from the capacitive coupling in (a).

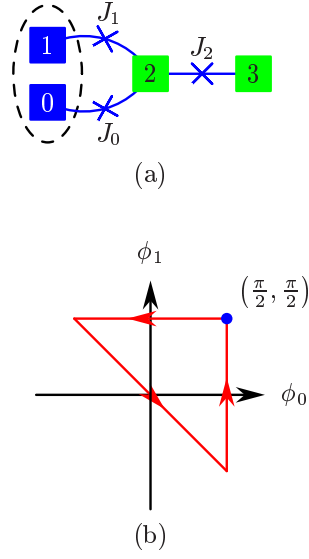


FIG. 4: (a) Configuration for a rotation around  $x$  axis,  $U_X$ . The computational bases is encoded over the two (blue) boxes, not in a single box. (b) An adiabatic path in the parameter space to achieve  $U_X$  ( $\phi_2 = 0$  all along the path).

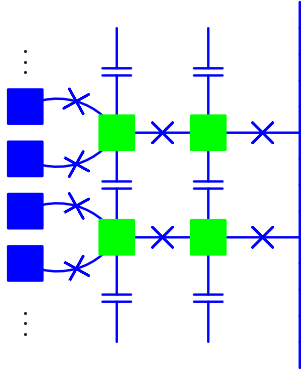


FIG. 5: A computational network for universal holonomic quantum computation.