

Modelling the Recoherence of Mesoscopic Superpositions in Dissipative Environments

S. G. Mocarzel⁽¹⁾, A. N. Salgueiro^(2*) and M.C. Nemes^(2,3*)

November 9, 2018

⁽¹⁾ Departamento de Física–Matemática, Instituto de Física, Universidade de São Paulo, C.P. 66318, CEP 05315-970 São Paulo, S.P., Brazil

⁽²⁾ Max Planck Institut für Kernphysik, Saupfercheckweg 1 69117 Heidelberg, Germany

⁽³⁾ Departamento de Física, ICEX, Universidade Federal de Minas Gerais, C.P. 702, CEP 30161-970 Belo Horizonte, M.G. Brazil

Abstract

A model is presented to describe the recently proposed experiment (J. Raimond, M. Brune and S. Haroche Phys. Rev. Lett **79**, 1964 (1997)) where a mesoscopic superposition of radiation states is prepared in a high-Q cavity which is coupled to a similar resonator. The dynamical coherence loss of such state in the absence of dissipation is reversible and can in principle be observed. We show how this picture is modified due to the presence of the environmental couplings. Analytical expressions for the experimental conditional probabilities and the linear entropy are given. We conclude that the phenomenon can still be observed provided the ratio between the damping constant and the inter-cavities coupling does not exceed about a few percent. This observation is favored for superpositions of states with large overlap.

PACS: 03.65 Bz, 32.80 -t, 42.50 -P

*e-mail: Andrea.Nemes.Salgueiro@mpi-hd.mpg.de

*e-mail: carolina@fisica.ufmg.br.

Controlling coherence properties of quantum systems has become an increasingly important subject, given the central role they play in modern technology [1] as well as in fundamental aspects of quantum theory, such as the quantum-classical transition [2]. Recently the impressive development of very refined experimental techniques opened up the possibility of testing all sorts of theoretical ideas and exploring quantum phenomena at a mesoscopic level. The constructing and monitoring of a superposition of radiation states was recently achieved in the context of cavity QED [3]. Shortly afterwards it was noted that a slight modification of that experimental setup could be used to learn about a recoherence mechanism of the same superposition of states: when the high-Q cavity containing the superposition state is coupled to another resonator, the mesoscopic quantum coherence should, in principle, first decay rapidly, then exhibit sharp revivals with the period of energy exchange between the two cavities.

This idea, presented in ref. [4], is centered around a unitary process which introduces a new time scale related to the “tunneling” of the superposition between the two cavities. The well known deleterious environmental effects are completely left out of the proposal. It is the purpose of the present contribution to explicitate these effects and to give quantitative limits for the observation of the phenomenon according to the following model.

$$\begin{aligned}
H = & \hbar\omega a_1^\dagger a_1 + \hbar\omega a_2^\dagger a_2 + \hbar\frac{\gamma}{2} \left(a_1^\dagger a_2 + a_2^\dagger a_1 \right) + \sum_k \hbar\omega_k b_{1k}^\dagger b_{1k} \\
& + \sum_k \hbar\nu_k b_{2k}^\dagger b_{2k} + \sum_k \left(\hbar\beta_{1k} b_{1k}^\dagger a_1 + h.c. \right) + \sum_k \left(\hbar\beta_{2k} b_{2k}^\dagger a_2 + h.c. \right) \quad (1)
\end{aligned}$$

The first two terms on the r.h.s. of the eq.(1) stand for the two resonators. Their coupling is given by the third term of the r.h.s. of the same equation. This choice for the coupling is based on the fact that the time evolution of a superposition of coherent states remains a superposition of coherent states at later times under the dynamics given by the first three terms on the r.h.s. of eq.(1) [5]. The inclusion of nonresonant terms in this coupling would therefore completely destroy the simple picture proposed in ref.([4]). The presence of an environment and its coupling to the two resonators is modelled by the standard collection of harmonic oscillators (with frequencies $\omega_k(\nu_k)$ in the cavity 1(2)) interacting separately with the two resonators. The couplings are again of the Rotating Wave Approximation (RWA) form which is well justified in this context [6]. In eq.(1) α_{1k} and α_{2k} stand for the coupling constants.

The dynamics of the full system described by eq.(1) obeys Schrödinger’s equation and the corresponding state vector is a pure state $|\psi(t)\rangle$. Since we are interested in the dynamics of systems 1 and 2 only, we deduce a master equation from eq.(1) by means of the usual Born-Markov approximation and get for $\rho_s(t) = Tr_{env}(|\psi(t)\rangle\langle\psi(t)|)$,

$$\begin{aligned}
i\frac{d\rho_s(t)}{dt} = & (-i\omega - k) a_1^\dagger a_1 \rho_s + (-i\omega - k) \rho_s a_1^\dagger a_1 + 2k a_1 \rho_s a_1^\dagger \\
& + (-i\omega - k) a_2^\dagger a_2 \rho_s + (-i\omega - k) \rho_s a_2^\dagger a_2 + 2k a_2 \rho_s a_2^\dagger \\
& - i\gamma \left(a_1^\dagger a_2 \rho_s - \rho_s a_1^\dagger a_2 \right) - i\gamma \left(a_1 a_2^\dagger \rho_s - \rho_s a_1 a_2^\dagger \right)
\end{aligned} \tag{2}$$

where we have defined $k \equiv D_1(\omega)|\alpha_1(\omega)|^2 = D_2(\omega)|\alpha_2(\omega)|^2$ to be the damping constants of the cavities; $D_{1,2}(\omega)$ stands for the density of states at the resonator's frequency ω , and the continuum limit has been taken with respect to the environmental frequencies.

Note that the reduced density which obeys eq.(2) describes the two cavities. The solution of the analogous problem involving only one cavity can be found in several text books. The novel feature here are the terms involving operators of both cavities (e.g. the last terms on the r.h.s. of eq.(2)) whose physical origin is the coupling between the two resonators. It is however also possible in this case to find an analytical solution by noting that the set of all superoperators in the above equation form a Lie-algebra ([7]). For the initial condition of interest (see ref.[3]),

$$\rho_s(0, \begin{matrix} g \\ e \end{matrix}) = \frac{1}{N_g} \left(e^{-i\phi} |\alpha(0) e^{-i\phi}\rangle_1 \pm |\alpha(0) e^{i\phi}\rangle_1 \right) (h.c.) \otimes |0\rangle_{22} \langle 0| \tag{3}$$

we get

$$\begin{aligned}
\rho_s(t, \begin{matrix} g \\ e \end{matrix}) = & \frac{1}{N_g} \left\{ |\alpha_1^{(+)}(t)\rangle \langle \alpha_1^{(+)}(t)| \otimes |\alpha_2^{(+)}(t)\rangle \langle \alpha_2^{(+)}(t)| + |\alpha_1^{(-)}(t)\rangle \langle \alpha_1^{(-)}(t)| \otimes |\alpha_2^{(-)}(t)\rangle \langle \alpha_2^{(-)}(t)| \right. \\
& \pm \left. \left\{ e^{\left[-i\phi + \frac{1}{2} \left(|\alpha_1^{(+)}(t)|^2 + |\alpha_1^{(-)}(t)|^2 + |\alpha_2^{(+)}(t)|^2 + |\alpha_2^{(-)}(t)|^2 - 2|\alpha(0)|^2 \right) \right]} \right. \right. \\
& e^{\left[\alpha_1^{(+)}(0) \alpha_1^{*(-)}(0) - \alpha_1^{(+)}(t) \alpha_1^{*(-)}(t) - \alpha_2^{(+)}(t) \alpha_2^{*(-)}(t) \right]} \\
& \left. \left. |\alpha_1^{(+)}(t)\rangle \langle \alpha_1^{(-)}(t)| \otimes |\alpha_2^{(+)}(t)\rangle \langle \alpha_2^{(-)}(t)| + h.c. \right\} \right\}
\end{aligned} \tag{4}$$

where the letters g and e are related to the two signs \pm in the above equations. They correspond, in the experiment of ref.[3], to measuring the first atom in the state g (or e) and leaving in the high-Q cavity C_1 an odd or even ‘‘cat state’’. Also in order to obtain eq.(4), we assume $\gamma \gg k$ (this is not necessary to obtain the analytical solution but corresponds to the physical situation in case) and get

$$\begin{aligned}
\alpha_1^{(\pm)}(t) &= \alpha(0) e^{\pm i\phi} e^{-(k+i\omega)t} \cos\left(\frac{\gamma t}{2}\right) \\
\alpha_2^{(\pm)}(t) &= 2i\gamma \alpha(0) e^{\pm i\phi} e^{-(k+i\omega)t} \sin\left(\frac{\gamma t}{2}\right)
\end{aligned} \tag{5}$$

where $\alpha(0)$ is the initial amplitude of the coherent field in cavity 1 and

$$N_g = 2[1 \pm e^{-|\alpha(0)|^2(1-\cos(2\phi))} \cos(\phi+|\alpha(0)|^2 \sin(2\phi))].$$

In order to describe the dynamics of cavity 1 alone, one can trace out the degrees of freedom associated with the index 2

$$\begin{aligned} \rho_1(t, \frac{g}{e}) &= Tr_2(\rho_s(t, \frac{g}{e})) \\ &= \frac{1}{N_g} \left\{ |\alpha_1^{(+)}(t)\rangle\langle\alpha_1^{(+)}(t)| + |\alpha_1^{(-)}(t)\rangle\langle\alpha_1^{(-)}(t)| \right. \\ &\quad \pm \left\{ e^{\left[-\frac{1}{2}D^2(\alpha(0)e^{-i\phi}, \alpha(0)e^{i\phi})(1-e^{-2kt} \cos^2(\frac{gt}{2}))\right]} e^{\left[-i\phi+|\alpha(0)|^2(1-e^{-2kt} \cos^2(\frac{gt}{2})) \sin(2\phi)\right]} \right. \\ &\quad \left. \left. |\alpha_1^{(-)}(t)\rangle\langle\alpha_1^{(+)}(t)| + h.c. \right\} \right\} \end{aligned} \quad (6)$$

where $D(\alpha(0)e^{-i\phi}, \alpha(0)e^{i\phi})$ is the distance between the states in the superposition and is given by $D(\alpha, \beta) = |\alpha - \beta|$. Note here that if we take the limit $\gamma = 0$ we recover the usual reduced density matrix of a superposition in a dissipative environment [8, 9]. Turning on the coupling between the two cavities brings in a new time scale in the problem, i.e., the characteristic time for energy exchange between the two cavities. The interesting point is that this latter time dependence is periodic and therefore completely different from the exponential which characterizes decoherence in general. Of course if these two time scales are sufficiently different the proposed ‘‘reversibility’’ of decoherence might be observed. We now turn to the quantitative question of how different γ and k have to be in order for the phenomenon to be observable. For this purpose we calculate the conditional probability $P_{ee}(t)$ and $P_{ge}(t)$ to detect the second atom in state e provided the first was detected in $e(g)$. Using eq.(6) these probabilities are given by

$$P_{ge}^{ee}(t) = \frac{1}{2} \{1 - Re[e^{-i\phi} Tr_F[e^{-2i\phi a^\dagger a} \rho_1(t, \frac{g}{e})]]\} \quad (7)$$

or, explicitly,

$$\begin{aligned} P_{ge}^{ee}(t) &= \frac{1}{2} - \frac{1}{2N_g} \left\{ 2e^{-D^2(\alpha_1^{(-)}(t), \alpha_1^{(+)}(t))} \cos[\phi + |\alpha(0)|^2 e^{-2kt} \cos^2(\frac{\gamma t}{2}) \sin(2\phi)] \right. \\ &\quad \pm e^{-\frac{1}{2}D^2(\alpha(0)e^{-i\phi}, \alpha(0)e^{i\phi})(1-e^{-2kt} \cos^2(\frac{\gamma t}{2}))} \left\{ \cos[|\alpha(0)|^2(1-e^{-2kt} \cos^2(\frac{\gamma t}{2})) \sin(2\phi)] \right. \\ &\quad \left. \left. + e^{-\frac{1}{2}D^2(\alpha_1^{(-)}(t)e^{-i\phi}, \alpha_1^{(+)}(t)e^{i\phi})} \cos[2\phi + |\alpha(0)|^2 \sin(2\phi)(1-e^{-2kt} \cos^2(\frac{\gamma t}{2}) + 2e^{-2kt} \cos^2(\frac{\gamma t}{2}))] \right\} \right\} \end{aligned} \quad (8)$$

The correlation signal η is defined as $\eta(t) = P_{ee}(t) - P_{ge}(t)$. Also in order to characterize decoherence we calculate the linear entropy [11, 10] $\delta(t) = 1 - Tr(\rho_1^2(t, \frac{g}{e}))$.

$$\delta(t) = \frac{2}{N_g^2} \left\{ \left(1 + e^{(-\frac{1}{2}D(\alpha(0)e^{-i\phi}, \alpha(0)e^{i\phi}))} \right)^2 - \left(e^{(-\frac{1}{2}D(\alpha_1^{(-)}(t), \alpha_1^{(+)}(t)))} + e^{(\frac{1}{2}D(\alpha_1^{(-)}(t), \alpha_1^{(+)}(t)) - \frac{1}{2}D(\alpha(0)e^{-i\phi}, \alpha(0)e^{i\phi}))} \right)^2 \right\} \quad (9)$$

where $\alpha_1^{(\pm)}$ are defined in eq.(5). Since the expression for the correlation signal is rather lengthy and not very illuminating we simplify it in the small overlap limit, i.e., $\langle \alpha(0)e^{-i\phi} | \alpha(0)e^{i\phi} \rangle \ll 1$. In this case we get for the correlation signal and the following simple expression

$$\eta(t) \approx \frac{1}{2} \cos \left[|\alpha(0)|^2 \left(1 - e^{-2kt} \cos^2\left(\frac{\gamma t}{2}\right) \right) \sin(2\phi) \right] e^{\left[-\frac{1}{2}D^2(\alpha(0)e^{-i\phi}, \alpha(0)e^{i\phi})(1 - e^{-2kt} \cos^2(\frac{\gamma t}{2})) \right]} \quad (10)$$

Note that both expressions contain the “distance” factor which is directly related to decoherence, as can be seen in eqs.(9) and (10). The $\cos^2(\frac{\gamma t}{2})$ factor contained in $\alpha_1^{(\pm)}$ in the expression for the linear entropy is responsible for the recoherence phenomenon. The same factor is present in the correlation signal, which in addition has a term like $\cos[|\alpha(0)|^2(1 - e^{-2kt} \cos^2(\frac{\gamma t}{2})) \sin(2\phi)]$. This term, provided $k \ll \gamma$ will oscillate with a period corresponding to the energy exchange period between the two cavities.

In figures 1 and 2 we show the correlation signal and linear entropy for the case when the coherent states in the superposition are distant, in the sense that the small overlap approximation is valid ($\phi = 0.98rad$). In figure 1 we clearly see the recoherence peaks in the case of no dissipation, as in ref.[4]. The effect of dissipation, which can also be appreciated in this figure is, roughly speaking, to superimpose a decaying exponential on this curve. For the value in the figure $k/\gamma = 0.01$ the second peak is still about 70% in intensity with respect to the first one. Already for $k/\gamma = 0.05$ it has disappeared. The revival observed in this figure are also revealed in the linear entropy. It starts at zero indicating a pure state and attains its maximum when the correlation signal is a minimum. At this time the state in cavity C_1 corresponds to a statistical mixture. The fact that the maximum value of $\delta(t)$ is 0.5 in this case is related to the small overlap in the component of the initial superposition. Given the form of the coupling, one sees from eq.(4) that the state generated in the second cavity C_2 will be very similar to the one in the first and therefore we will also have a small overlap. In this case the reduced density ρ_1 will approximately be a statistical mixture. This is clearly different in the cases of figures 3 and 4 where we have a larger overlap $\phi = 0.4rad$ between the two components of the superposition. Other than that the figures are similar with similar interpretations. The significant difference resides in the fact that the effect of decoherence is slower in this case. In figure 5 we show that the second peak in the correlation signal can still be seen with reasonable intensity for $k/\gamma = 0.05$.

From the model we presented here we conclude that the “reversible decoherence” proposed in ref.[4] can in fact be observed provided: a-) the coupling between the two cavities is well modelled by $\gamma(a_1^\dagger a_2 + a_1 a_2^\dagger)$, as discussed in the text. b-) The ratio k/γ should not exceed a few percent and the distance between the components of the superpositions will definitely influence this value.

Acknowledgements. We acknowledge fruitful discussions with profs. H.A. Weidenmüller and S. Haroche. This work is supported by Conselho Nacional de Desenvolvimento Científico e Tecnológico (CNPq) (SGM and MCN), Fundação de Amparo à Pesquisa do Estado de São Paulo (FAPESP)(ANS) and the Humboldt Foundation (MCN).

References

- [1] J. Preskill, *Lecture Notes in Quantum Information and Computation*, available at URL “www.theory.caltech.edu/~preskill/ph229”; D. Bouwmeester, A. Ekert and A. Zeilinger, *The physics of Quantum Information*, Springer-Verlag Berlin Heidelberg New York, 2000.
- [2] D. Giulini, E. Joos, C. Kiefer, J. Kupsch, I-O. Stamatescu and H.D. Zeh, *Decoherence and the Appearance of a Classical World in Quantum Theory*, Springer-Verlag Berlin Heidelberg New York, 1996.
- [3] M. Brune, E. Hagley, J. Dreyer, X. Maitre, A. Maali, C. Wunderlich, J.M. Raimond and S. Haroche, Phys. Rev. Lett. **77**, 4887 (1996).
- [4] J. Raimond, M. Brune and S. Haroche, Phys. Rev. Lett **79**, 1964 (1997).
- [5] R. Omnès, *The Interpretation of Quantum Mechanics*, Princeton University Press, 1994.
- [6] D.F. Walls and G. J. Milburn, *Quantum Optics*, Springer-Verlag 1994.
- [7] S.G. Mocarzel, *PhD Thesis*, University of São Paulo, october (2000).
- [8] , L. Davidovich, M. Brune, J.M. Raimond and S. Haroche, Phys. Rev. **A53**, 1295 (1996).
- [9] K.M.F. Romero, M.C.Nemes, J.G. Peixoto de Faria, A.N. Salgueiro and A.F.R. de Toledo Piza, Phys. Rev. **A58**, 3205 (1998).
- [10] P.C. Lichtner and J.J. Griffin, Phys. Rev. Lett. **37**, 1521 (1976).
- [11] W.H. Zurek, S. Habib and J.P. Paz, Phys. Rev. Lett. **70**, 37 (1991).

Figure captions.

Fig. 1 - Correlation signal $\eta(t)$ for $k/\gamma = 0$ (full line) and $k/\gamma = 0.01$ (dashed line) for $|\alpha(0)|^2 = 3.3$ and $\phi = 0.98rad$.

Fig. 2 - Same as Figure 1 for the linear entropy $\delta(t)$.

Fig. 3 - Correlation signal $\eta(t)$ for $k/\gamma = 0$ (full line) and $k/\gamma = 0.01$ (dashed line) for $|\alpha(0)|^2 = 3.3$ and $\phi = 0.4rad$.

Fig. 4 - Same as Figure 3 for the linear entropy $\delta(t)$.

Fig. 5 - Correlation signal for the case in figure 3, but $k/\gamma = 0.05$.

Fig. 6 - Linear entropy for the case in figure 3, but $k/\gamma = 0.05$.

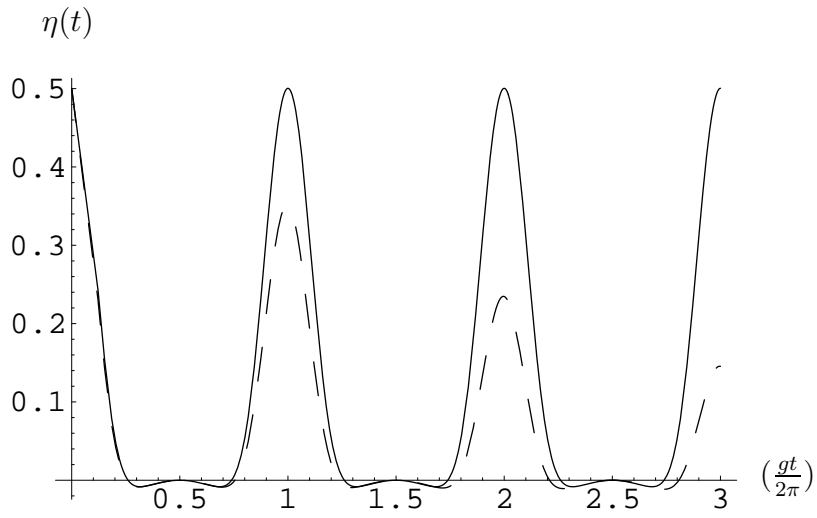


Figure 1: Correlation signal $\eta(t)$ for $k/\gamma = 0$ (full line) and $k/\gamma = 0.01$ (dashed line) for $|\alpha(0)|^2 = 3.3$ and $\phi = 0.98rad$.

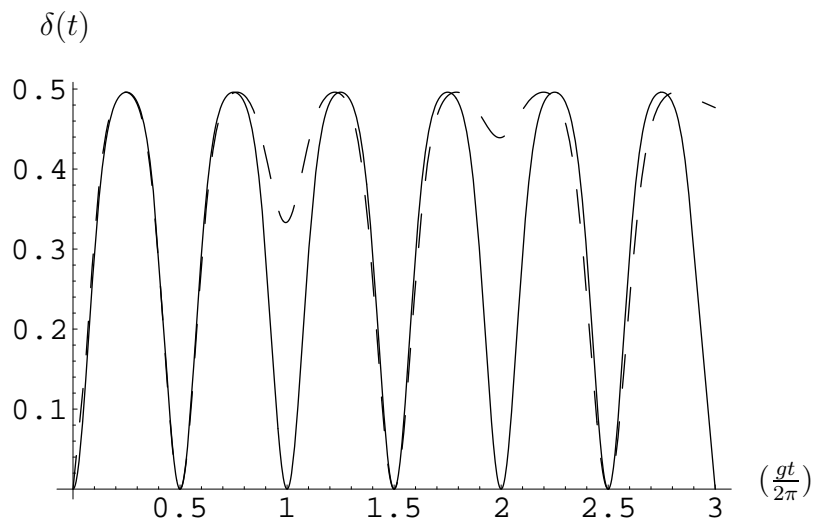


Figure 2: Same as Figure 1 for the linear entropy $\delta(t)$.

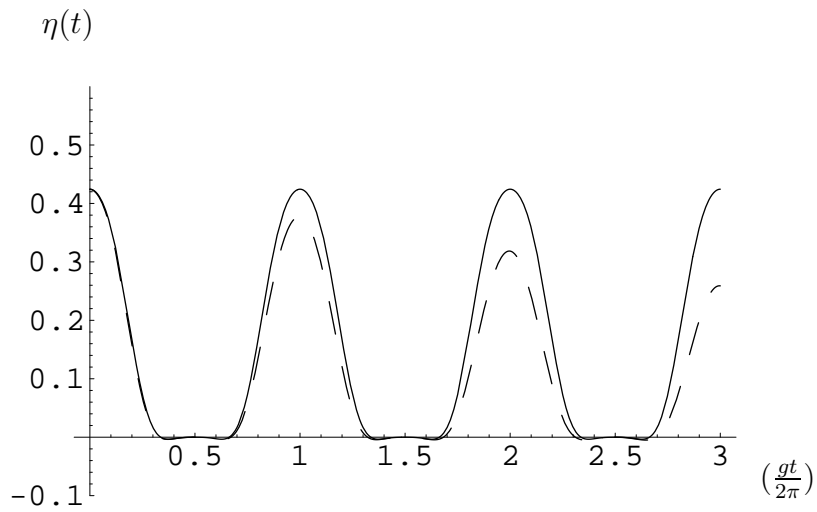


Figure 3: Correlation signal $\eta(t)$ for $k/\gamma = 0$ (full line) and $k/\gamma = 0.01$ (dashed line) for $|\alpha(0)|^2 = 3.3$ and $\phi = 0.4rad$.

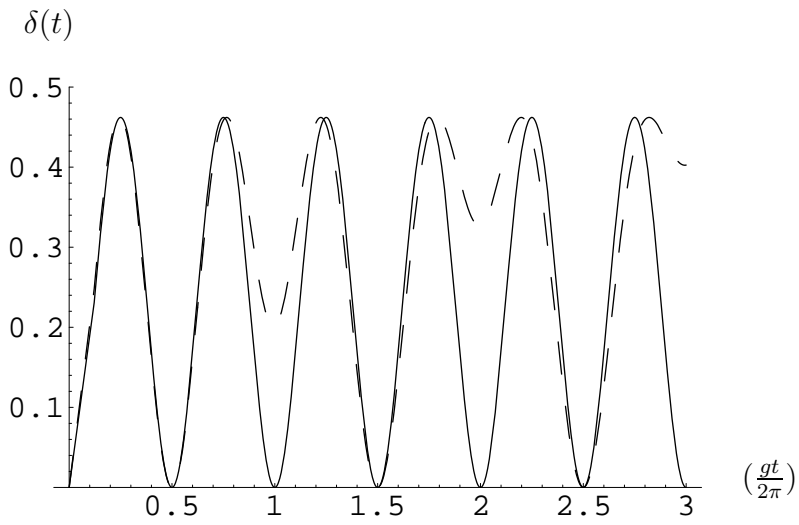


Figure 4: Same as Figure 3 for the linear entropy $\delta(t)$.

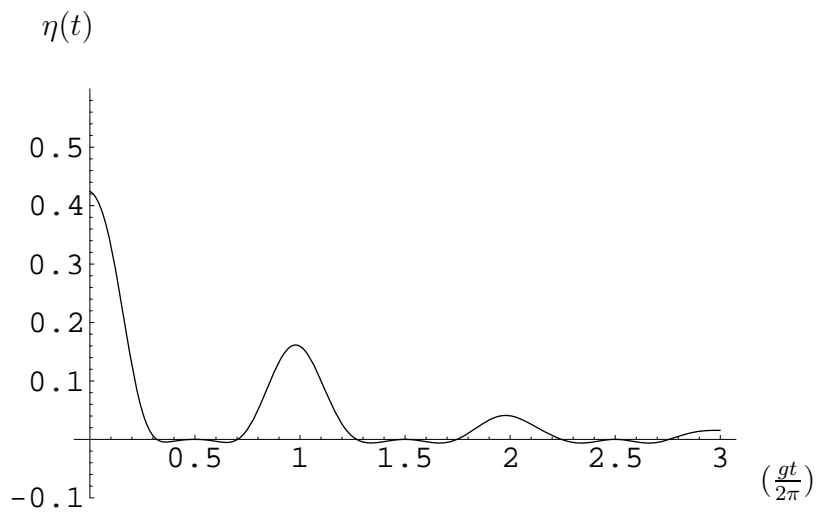


Figure 5: Correlation signal for the case in figure 3, but $k/\gamma = 0.05$.

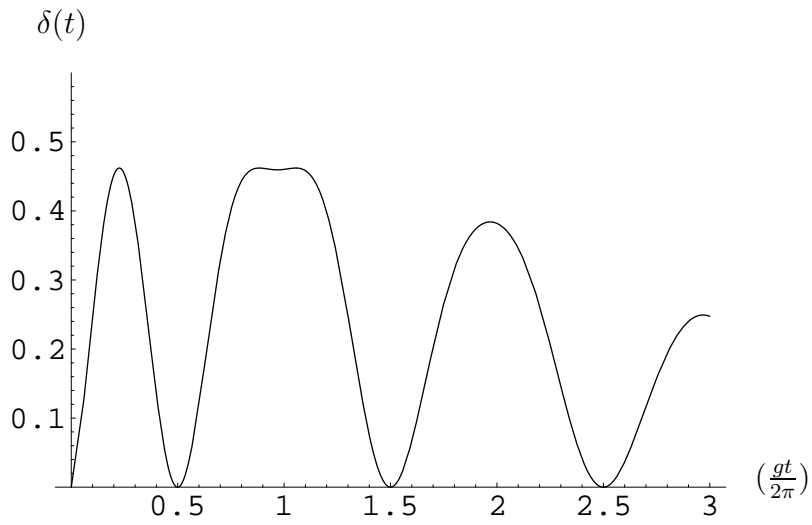


Figure 6: Linear entropy for the case in figure 3, but $k/\gamma = 0.05$.