

# Non-thermal nuclear magnetic resonance quantum computing using hyperpolarized Xenon

Anne S. Verhulst

Solid State and Photonics Laboratory, Stanford University, Stanford, CA 94305

IBM Almaden Research Center, San Jose, CA 95120

Oskar Liivak, Mark H. Sherwood

IBM Almaden Research Center, San Jose, CA 95120

Hans-Martin Vieth

Institute of Experimental Physics, Free University of Berlin, Berlin, Germany

Isaac L. Chuang

IBM Almaden Research Center, San Jose, CA 95120

Media Laboratory, Massachusetts Institute of Technology, Cambridge, MA 02139

Current experiments in liquid-state nuclear magnetic resonance quantum computing are limited by low initial polarization. To address this problem, we have investigated the use of optical pumping techniques to enhance the polarization of a 2-qubit NMR quantum computer ( $^{13}\text{C}$  and  $^1\text{H}$  in  $^{13}\text{CHCl}_3$ ). To efficiently use the increased polarization, we have generalized the procedure for effective pure state preparation. With this new, more flexible scheme, an effective pure state was prepared with polarization-enhancement of a factor of 10 compared to the thermal state. An implementation of Grover's quantum search algorithm was demonstrated using this new technique.

Intensive experimental efforts have been made to implement quantum computing since Shor [1] and Grover [2] developed their respective algorithms. So far, the only experimental demonstrations of quantum computing algorithms have been based on nuclear magnetic resonance (NMRQC) [3]. However, the low polarization of high-temperature nuclear spin systems is a major limitation of this approach. To cope with the corresponding highly mixed spin state, schemes have been developed which produce an effective pure state [4,5]. Unfortunately, all of these techniques require exponential resources to implement and improved scalable procedures for fully polarizing an embedded spin system [6] are not practical with the very low initial polarizations found in NMRQC. In addition to the experimental challenges, recent theoretical work has called into question the boundary between classical and quantum computing in the case of highly mixed systems [10]. A crucial parameter in determining where this boundary lies is the initial polarization of the quantum system. It is therefore highly relevant to explore existing techniques used to enhance polarization for NMR and to investigate their application to quantum computing [11].

One recently developed technique is based on laser-polarized Xenon. It is known that the high electron polarization in optically pumped alkali metals like rubidium

can be transferred to the nuclear spins of noble gases such as  $^3\text{He}$  or  $^{129}\text{Xe}$  via a spin-exchange mechanism [7]. More recently, it was found that hyperpolarized liquid  $^{129}\text{Xe}$  could be used to enhance the polarization of nuclei of other molecules in solution via the spin polarization-induced nuclear Overhauser effect (SPINOE) [8,9]. The focus of our work is the coupling of optical pumping with NMRQC. We have developed a temporal labeling scheme which is more flexible than the existing ones and which allows efficient use of the polarization enhancements. To validate this technique, we have created an effective pure state with an order of magnitude polarization enhancement. The flexibility of our scheme is further illustrated by applying this approach to perform Grover's search algorithm. Polarization-enhancements up to a factor of 7 are achieved.

In a typical optical pumping experiment, we start by pressurizing a glass cell (pyrex, 200 cc) containing solid Rb to 3.5 Atm with a mixture of ultrapure gases: 12% natural abundance Xe, 2%  $\text{N}_2$  and 86% He. After the cell is heated to  $110^\circ\text{C}$  to produce a saturated Rb vapor, a 100 W diode array laser (Optopower), tuned to the D1 transition of Rb, is switched on. This circularly polarized light irradiates the gas mixture and polarizes the Rb electrons. After 20 min. of Rb-Xe spin exchange, the gas mixture is passed through a cold trap which condenses the highly polarized Xe. The Xe is then frozen (77K) in a high-pressure NMR tube (New Era) containing  $20\mu\text{l}$  of degassed  $^{13}\text{CHCl}_3$ . The sample tube is moved into a 2.1T magnet and the temperature regulated to  $-40^\circ\text{C}$  so that  $^{13}\text{CHCl}_3$  and Xe liquefy and mix (Xe: $^{13}\text{CHCl}_3$  molar ratio = 5:1 to 8:1). The hyperpolarized liquid  $^{129}\text{Xe}$  enhances the polarization of  $^1\text{H}$  and  $^{13}\text{C}$  in  $^{13}\text{CHCl}_3$  via the SPINOE effect. Results are monitored using a home-built spectrometer (see Fig. 1). The data show that the enhancements are large in the Xe- $^{13}\text{CHCl}_3$  mixture. We have achieved polarizations over a factor of 10 greater than the thermal equilibrium value for both  $^1\text{H}$  and  $^{13}\text{C}$ .

The deviation density matrix ( $\rho = qI + \rho_{dev}$ ) [4,5] of the  $\{^1\text{H}^{13}\text{C}\}$  spin state at time  $t_1$  is shown in the inset to Fig. 1. The data were obtained by observing  $^1\text{H}$  and  $^{13}\text{C}$  simultaneously after sending two small tip angle pulses, providing full information about the diagonal elements of the deviation density matrix [12]. Even though the polarizations of  $^{13}\text{C}$  and  $^1\text{H}$  are larger than in the thermal case, the spin state is still highly mixed.

Labeling schemes are applied to create an effective pure state from a mixed state ( $\rho_{eff\ pure} = q_1I + q_2\rho_{pure}$ ) [4,5]. Temporal labeling schemes cyclicly permute ( $P_i$ ) the populations of all states but the ground state. The resulting  $2^n - 1$  density matrices – with  $n$  the number of quantum bits – are summed to create an effective pure state ( $\rho_{eff\ pure} = \sum_{i=1}^{2^n-1} P_i\rho_{init}P_i^\dagger$ ). If the initial state is reproducible and its density matrix diagonal in the computational basis, the optimal choice of ground state (in

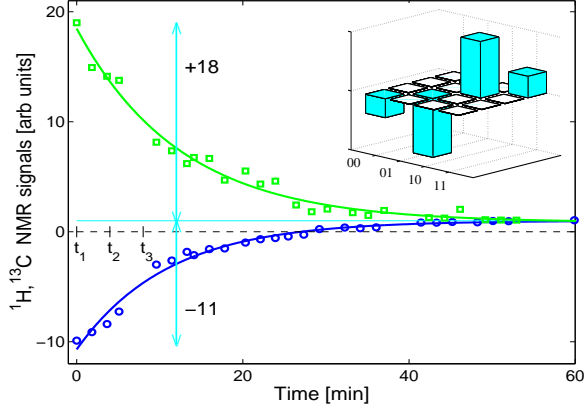


FIG. 1. Time evolution of the  $^{13}\text{C}$  ( $\square$ ) and  $^1\text{H}$  ( $\circ$ ) signals of  $^{13}\text{CHCl}_3$  after being dissolved in hyperpolarized  $^{129}\text{Xe}$  for 4 min at  $-40^\circ\text{C}$ . The initial enhancement is +18 for  $^{13}\text{C}$  and -11 for  $^1\text{H}$ . The inset shows the deviation density matrix of the  $\{^1\text{H}^{13}\text{C}\}$  spin state at time  $t_1$  (the elements on the diagonal are experimental data - the off-diagonal elements are known to be zero).

terms of signal-to-noise) and the corresponding set of permutations ( $P_i$ ) can be determined [5]. The polarization-enhanced initial states are known to be diagonal (cross-relaxation, the mechanism underlying SPINOE, is not coherent). However, there are small changes in initial enhancement from experiment to experiment and therefore the initial density matrices are not all identical for each of the  $2^n - 1$  cyclic permutation experiments. Therefore, we generalized the existing temporal labeling scheme by introducing weights  $w_i$  in the summation and allowing  $\rho_{init}$  to vary from experiment to experiment:

$$\rho_{eff\ pure} = \sum_{i=1}^{2^n-1} w_i (P_i \rho_{init,i} P_i^\dagger). \quad (1)$$

Provided one can determine  $\rho_{init,i}$  experimentally, the weights can be calculated since the matrix representation of Eq.1 yields a set of  $2^n - 1$  linear equations in the  $2^n - 1$  variables  $w_i$ .

We applied this generalized temporal labeling procedure to an  $n=2$ -qubit quantum computer with polarization-enhanced initial states. The density matrix  $\rho_{init,i}$  is inferred by adding a probing experiment a short time  $r_1$  before the permutation experiment. The probing experiment consists of two simultaneous RF pulses with small tip angle ( $10^\circ$  to  $20^\circ$ ) on both spins leading to results like those shown in the inset to Fig. 1. The time  $r_1$  is calculated to be long enough so that the system has returned to its quasi-equilibrium enhanced state, yet short enough ( $r_1 = 25\text{ sec} \ll T_{1,\text{Xe}} = 15\text{ min}$ ) so that the density matrix inferred from the probing experiment closely approximates the state  $\rho_{init,i}$  at the start of the permuta-

tion experiment. The full effective pure state preparation thus consists of the preparation of three  $(2^n - 1)$  optically pumped samples. On each sample, a permutation experiment is performed, preceded by a probing experiment to gain information on  $\rho_{init,i}$ . Then Eq. 1 is solved for  $w_i$  and the enhancement of  $\rho_{eff\ pure}$  over the effective pure state resulting from experiments at thermal equilibrium is determined (see Fig. 2). An effective pure state with a factor of 9.5 polarization enhancement was created.

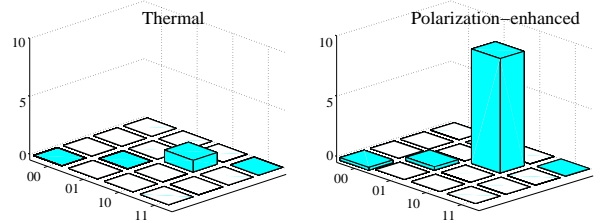


FIG. 2. Deviation density matrix of the thermal and polarization-enhanced effective pure state (the elements on the diagonal are experimental data - the off-diagonal elements are known to be zero). With our generalized temporal labeling scheme and using one optically pumped sample per permutation experiment, we have created an effective pure state with a factor of 9.5 polarization-enhancement.

We further illustrate the flexibility of our generalized temporal labeling scheme by performing multiple experiments using one optically pumped sample. In terms of polarization, this can be done since Xe, which has a very long relaxation time ( $T_{1,\text{Xe}} = 15\text{ min}$ ), is a quasi-continuous source of high polarization. After each experiment, which lasts less than a second, the time for  $^{13}\text{CHCl}_3$  to return to a quasi-equilibrium enhanced state is 2 min ( $5T_{1,\text{C,H}}$ ). Therefore, multiple experiments can be performed before the Xenon polarization relaxes significantly. Thus, instead of preparing 3 separate optically pumped samples, only one sample is prepared on which 3 permutation experiments are performed (see typical starting times  $t_1$ ,  $t_2$  and  $t_3$  in Fig. 1). The  $\rho_{init,i}$  are now significantly different since the polarization is decreasing, but a set of weights  $w_i$  can still be calculated from Eq. 1 to create an effective pure state. It can even be proven that as long as the set of  $\rho_{init,i}$  are diagonal matrices, Eq. 1 represents the temporal labeling procedure with optimal signal-to-noise [13]. This variant of the labeling scheme was used to create the input states of a quantum computation.

We demonstrated this technique by implementing Grover's search algorithm; unlike the Deutsch-Josza algorithm [14], this requires a pure input state to produce a meaningful result and therefore is more demanding. The goal of the 2 qubit Grover algorithm is to identify an element  $x_o$  among four possible elements  $x_i$  by query-

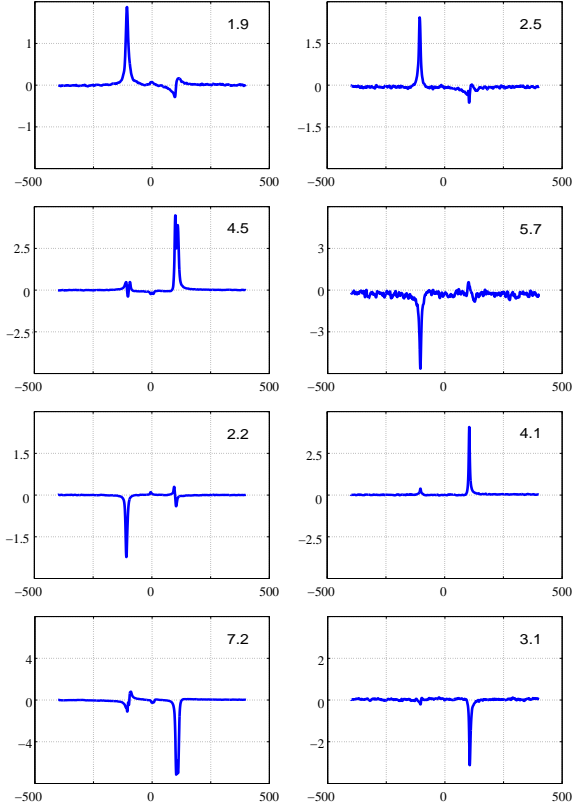


FIG. 3. Spectral readout of the four cases of the 2-qubit Grover search using the polarization-enhanced initial state of  $^{13}\text{CHCl}_3$ . The plots show the real part of the  $^1\text{H}$  (left) and  $^{13}\text{C}$  (right) spectra, with NMR lines at  $\pm\frac{1}{2}J_{CH}$  (in Hz relative to  $\nu_H$  and  $\nu_C$ ). Positive (negative) peaks correspond to the state  $|0\rangle$  ( $|1\rangle$ ). The vertical scale is arbitrary. From top to bottom the marked element is  $x_o = 00, 01, 10$  or  $11$  and as the spectra show the Grover algorithm outputs exactly this element. The data are obtained by using our generalized temporal labeling scheme and by performing multiple experiments with one optically pumped sample. Each instance of the Grover algorithm is executed twice, reading out first the  $^1\text{H}$  and then the  $^{13}\text{C}$  spectra. The numbers on the plots represent the polarization-enhancements achieved. They vary between 2 and 7.

ing an oracle function  $f(x)$  for which  $f(x_o) = 1$  while  $f(x_i \neq x_o) = 0$ . The four elements  $x_i$  are represented by the spin states  $|00\rangle, |01\rangle, |10\rangle, |11\rangle$  of  $\{^1\text{H}^{13}\text{C}\}$  ( $|0\rangle$  and  $|1\rangle$  correspond to nuclear spin state up and down respectively). Classically this search would take an average of 2.25 attempts, while one query is sufficient using the Grover algorithm [15,16]. The output of Grover's search algorithm is the state  $|x_o\rangle$ . Using our generalized labeling scheme, the experimental implementation starts with a probing experiment to gain information about  $\rho_{init,i}$ . A time  $r_1$  later the quantum computation experiment is performed, which is a concatenation of the pulses of the

cyclic permutation  $P_i$  and the pulse sequence representing the actual quantum algorithm (same protocol used in [15]). The resulting  $^1\text{H}$  and  $^{13}\text{C}$  readout spectra are compared with the thermal spectra (Fig. 3). We successfully implemented the four possible cases  $x_o = 00, 01, 10$  or  $11$  of Grover's quantum algorithm with polarization enhancements as large as a factor of 7.

In conclusion, we have demonstrated that with optical pumping and using our generalized temporal labeling scheme, a polarization-enhanced effective pure state can be produced and a quantum computation can be performed. The polarization enhancements of more than a factor of 10 for both  $^{13}\text{C}$  and  $^1\text{H}$  in  $^{13}\text{CHCl}_3$  are comparable to other published results using hyperpolarized Xe and SPINOE [9]. Even though large scale NMR quantum computers are not yet within reach, the first steps for the necessary polarization-enhancement have now been taken. Further increases in polarization can be achieved by using isotopically pure  $^{129}\text{Xe}$ , which increases the polarization by a factor of 3 to 4, by improvements in the design of the pumping apparatus, as well as by the screening of other candidate quantum computing molecules. Moreover, the effective control over a large range of initial polarizations could allow NMRQC to explore the fundamental divergence between quantum computing and classical computing.

The authors would like to acknowledge D. Pomerantz, S. English and J.-P. Strachan for help, L. Vandersypen, L. Kaiser, C. Yannoni and X. Zhou for useful discussions, C. Yannoni and R. Macfarlane for use of equipment and J. Harris and W. Risk for their support. A. Verhulst gratefully acknowledges a Francqui Fellowship of the Belgian American Educational Foundation. This work was supported by DARPA under the NMRQC initiative.

- 
- [1] P. Shor, Proc. 35th Ann. Symp. on Found. of Comp. Sci., 124 (IEEE Comp. Soc. Press Los Alamitos 1994).
  - [2] Grover, L. K., Phys. Rev. Lett. **79**, 325 (1997).
  - [3] (a) L.M.K. Vandersypen, M. Steffen, G. Breyta, C.S. Yannoni, R. Cleve and I.L. Chuang, Phys. Rev. Lett. **85**, 5452 (2000). (b) E. Knill, R. Laflamme, R. Martinez and C.H. Tseng, Nature **404**, 368 (2000). (c) R.J. Nelson, D.G. Cory and S. Lloyd, Phys. Rev. A **2**, 2106 (2000).
  - [4] (a) N.A. Gershenfeld and I.L. Chuang, Science **275**, 350 (1997). (b) D.G. Cory, A.F. Fahmy and R.F. Havel, Proc. Natl. Acad. Sci. U.S.A. **94**, 1634 (1997).
  - [5] E. Knill, I.L. Chuang and R. Laflamme, Phys. Rev. A **57**, 3348 (1998).
  - [6] (a) L.J. Schulman and U. Vazirani, Proc. 31st ACM Sym. Th. Comp., 322 (1999). (b) D.E. Chang, L.M. Vandersypen and M. Steffen, Chem. Phys. Lett. (in the press), see LANL E-print quant-ph/011055 (2000).

- [7] T.G. Walker and W. Happer, Rev. of Mod. Phys. **69**, 629 (1997).
- [8] (a) G. Navon, Y.-Q. Song, T. Rööm, S. Appelt, R.E. Taylor and A. Pines, Science **271**, 1848 (1996). (b) R.J. Fitzgerald, K.L. Sauer and W. Happer, Chem. Phys. Lett. **284**, 87 (1998).
- [9] Y.-Q. Song, Concepts in Magn Resonance **12**, 6 (2000).
- [10] (a) S.L. Braunstein, C.M. Caves, R. Jozsa, N. Linden, S. Popescu and R. Schack, Phys. Rev. Lett. **83**, 1054 (1999). (b) R. Schack and C.M. Caves, Phys. Rev. **60**, 4354 (1999).
- [11] P. Hübner, J. Bargon and S.J. Glaser, J. Chem. Phys. **113**, 2056 (2000).
- [12] I.L. Chuang, N. Gershenfeld, M.G. Kubinec and D.W. Leung, Proc. R. Soc. Lond. A **454**, 447 (1998).
- [13] Every permutation operation  $P_i$  will now depend on the given  $\rho_{init,i}$  and on the desired ground state (for  $n=2$ ,  $|10\rangle$  might be the preferred ground state if one of the spins is negatively enhanced). The weights are determined in a similar way as described in the letter.
- [14] (a) I.L. Chuang, L.M.K. Vandersypen, X. Zhou, D.W. Leung and S. Lloyd, Nature **393**, 143 (1998). (b) J.A. Jones and M. Mosca, J. Chem. Phys. **109**, 1648 (1998). (c) X. Zhou, D.W. Leung and I.L. Chuang, LANL E-print quant-ph/9906112 (1999).
- [15] I.L. Chuang, N. Gershenfeld and M.Kubinec, Phys. Rev. Lett. **80**, 3408 (1998).
- [16] J.A. Jones, M. Mosca and R.H. Hansen, Nature **393**, 344 (1998).