

Non-adiabatically detecting the geometric phase of the macroscopic quantum state with symmetric SQUID

Wang Xiangbin, Matsumoto Keiji

Imai Quantum Computation and Information project, ERATO, Japan Sci. and Tech. Corp.
Daini Hongo White Bldg. 201, 5-28-3, Hongo, Bunkyo, Tokyo 113-0033, Japan

October 28, 2018

Abstract

We propose a non-adiabatic scheme to detect the the geometric phase for the macroscopic state with the Josephson junction system. After extending the scheme to the two qubit cases, we provide a type of non-adiabatic geometric C-NOT gate which plays an important role in quantum computation.

Testing quantum mechanics laws in macroscopic level is an important and interesting topic[1, 2]. Geometric phase[3, 4, 5] plays an important role in quantum interferometry and many other disciplines. It should be interesting to detect the geometric phase in macroscopic quantum state. Recently, after the proposal of geometric C-NOT gate[6] with NMR, there is a proposal[7] to adiabatically detect the Berry phase with Josephson junction of asymmetric SQUID, and also, to make a fault tolerate C-NOT gate through condition Berry phase shift[7]. However, one should overcome two drawbacks in the suggestions in doing the geometric quantum computation or detecting the Berry phase only. One is the adiabatic condition which makes such gate not practical, the other is the extra operation to eliminate the dynamic phase. This extra operation seriously weakens the fault tolerate property. In this letter, we give a simple scheme to detect the geometric phase or realize the C-NOT gate non-adiabatically on the 0 dynamic phase evolution curve with symmetric SQUID. By this scheme, the detection or the realization can be done faster and more easily. In our scheme, the above mentioned two drawbacks of previous suggestions are removed. We believe our scheme has led the idea of geometric C-NOT gate much more practical than before.

For the two level system, Geometric phase is equal to half of the solid angle subtended by the area in the Bloch sphere enclosed by the closed evolution loop of the eigenstate. Recently[6], it was proposed to make a fault tolerate C-NOT gate using Berry's phase, i.e., adiabatic and cyclic geometric phase. It is well known[8] that, with single qubit rotation operation, C-NOT gate can be used to carry out all computation tasks. The

experimental results with systematic errors were obtained on NMR[6]. Very recently, there is a new proposal to test the geometric phase and the conditional geometric phase shift with asymmetric SQUID. This is rather significant because testing the geometric phase on macroscopic quantum state itself is important in quantum mechanics, and also, a C-NOT gate with Josephson junction is undoubtedly a real *quantum* C-NOT gate. However, both proposals[6, 7] rely on the adiabatic operations. This is a bit unrealistic because the macroscopic state of Josephson junction dephases fast[1]. The dephasing effects may distort the laboratory observation of the Berry phase seriously. On the other hand, for the purpose of quantum computation, any quantum gate should be run as fast as possible. Besides the adiabatic condition, both of the previous proposals take extra operation to eliminate the dynamic phase. This extra operation is unwanted for a fault tolerate C-NOT gate because if we can not eliminate the dynamic phase exactly, the fault tolerate property is weakened. For these reasons one is tempted to set up a new scheme which does not rely on the adiabatic condition and which does not involve any dynamic phase in the whole process.

Geometric phase also exists in non-adiabatic process. It was shown by Aharonov and Anandan[5] that the geometric phase is only dependent on the area enclosed by the loop of the state on the Bloch sphere. In non-adiabatic case, the path of the state evolution in general is different from the path of the parameters in the Hamiltonian. The external field need not always follow the evolution path of the state like that in adiabatic case. So it is possible to let the external field perpendicular to the evolution path instantaneously so that there is no dynamic phase involved in the whole process.

Consider a superconducting electron box formed by a *symmetric* SQUID(see fig. 1), pieced by a magnetic flux Φ and with an applied gate voltage V_x . The device is operated in the charging regime, i.e., the Josephson couplings E_{J0} are much smaller than the charging energy E_{ch} . Also a temperature much lower than the Josephson coupling is assumed. The Hamiltonian for this system is[7, 9, 10]

$$H = E_{ch}(n - n_x)^2 - E_J(\Phi) \cos \chi,$$

$E_J(\Phi) = 2E_{J0} \cos\left(\pi \frac{\Phi}{\Phi_0}\right)$, E_{ch} is the charging energy and n_x can be tuned by the applied voltage V_x through $V_x = 2en_x/C_x$ (see figure 1). The phase difference across the junction χ and the cooper pair number n canonical conjugate variables $[\theta, n] = i$. $\Phi_0 = h/2e$ is the quantum of flux. So here n_x and Φ can be tuned externally. As it was pointed out earlier[7, 9, 10], when n_x is around 1/2, only two charge eigenstates $|0\rangle$ and $|1\rangle$ are important. The effective Hamiltonian in the computational two dimensional Hilbert space is $H = -\frac{1}{2}\mathbf{B} \cdot \sigma$, where the fictitious field $\mathbf{B} = [E_J, 0, E_{ch}(1 - 2n_x)]$ and σ are Pauli matrices. In this picture, the state of 0 cooper pair($|0\rangle$) or 1 cooper pair($|1\rangle$) is expressed in $|\downarrow\rangle$ or $|\uparrow\rangle$ respectively, where states $|\downarrow\rangle$ and $|\uparrow\rangle$ are eigenstates of Pauli matrix σ_z . Suppose initially $\Phi = \pi/2$ and $n_x = 0$, the initial state is $|\psi_0\rangle = |0\rangle = |\downarrow\rangle$. To avoid the dynamic phase, we select the geodesic curves in the time evolution. We can use the following scheme(see fig. 2).

1. We suddenly change n_x (Note that n_x can be tuned through V_x .) from 0 to $n_0 = \frac{1}{2}(1 - \delta)$, $\delta > 0$.

2. Wait for a time

$$\tau = \frac{\pi}{\sqrt{(E_{ch}\delta)^2 + (2E_{J0})^2}}. \quad (1)$$

After this the state is rotated along geodesic curve CBA for an angle π . See fig. 2.

3. We suddenly change n_x to $\frac{1}{2} + \delta$, and wait for a time τ again. The state is rotated along geodesic curve ADC for an angle π again. See fig. 2.

4. Do the measurement to detect the interference effects.

In the above operation, the time evolution curve will enclose an area in Bloch sphere. The eigenstate basis $|\pm\rangle$, which are eigenstates of Pauli matrix σ_y will acquire a geometric phase of $\pm\gamma = \pm 2\pi\theta$, respectively. If the initial state is $|\psi(0)\rangle = |0\rangle$, at time 2τ it is

$$|\psi(2\tau)\rangle = U(2\tau)|0\rangle,$$

where $U(2\tau)$ is the time evolution operator from time 0 to 2τ . It has the property

$$U(2\tau)|\pm\rangle = e^{\pm i\gamma}|\pm\rangle.$$

Using the relation

$$|0\rangle = -\frac{i}{\sqrt{2}}(|+\rangle - |-\rangle)$$

we have

$$|\psi(2\tau)\rangle = -\frac{i}{\sqrt{2}}U(2\tau)(|+\rangle + |-\rangle) = -\sin\gamma|\uparrow\rangle - \cos\gamma|\downarrow\rangle \quad (2)$$

In general, suppose the initial state is $|\Psi(0)\rangle = \alpha|\uparrow\rangle + \beta|\downarrow\rangle$ with constraint of $|\alpha|^2 + |\beta|^2 = 1$, we have

$$|\Psi(2\tau)\rangle = (\alpha \cos\gamma - \beta \sin\gamma)|\uparrow\rangle - (\alpha \sin\gamma + \beta \cos\gamma)|\downarrow\rangle. \quad (3)$$

We can see that, the non-zero γ phase here will cause detectable interference effects. Specifically, if we choose appropriate δ value so that $\gamma = \frac{\pi}{2}$, we can observe the flip to initial state. This property can be potentially useful to realize the fault tolerate NOT gate in geometric quantum computation[6, 7]. Equivalently, we can take rotations to the state on Bloch sphere around x -axis for the same angle θ instead of changing n_x in the scheme. We do so in the following for the conditional geometric phase shift.

So far we have a simple scheme to non-adiabatically detect the geometric phase for the macroscopic quantum state of symmetric SQUID. Since it is operated non-adiabatically, the total time needed here should be comparable to one cycle in the experiment of ref[1]. That is to say, much shorter than the decoherence time. We believe the experiment of our scheme can be done with the same set up in ref[1]. We have chosen the zero dynamic phase path[11]. We need not have to make additional evolution loop to cancel the dynamic phase and preserve the geometric phase, which is obviously too

The above scheme for non-adiabatic detection of geometric phase to single qubit can be easily developed to the two qubit system to make a C-NOT gate with symmetric SQUID. Suppose we have two capacitively coupled symmetric SQUIDS(see fig3) 1 and 2 with same E_{J0} and same E_{ch} . For simplicity we call them as qubit 1 and qubit 2, respectively. We will use subscripts 1 and 2 to indicate the corresponding qubits. For qubit 1(control bit) we set $\Phi_1 = \pi/2$ and $n_{x,1} = 0$ during the whole process. For qubit 2(target bit), we set $\Phi_2 = \Phi_0/2$ and $n_{x,2} = 1/2$ initially. In quantum computation, the state for qubit 1 and 2 can be either $|0\rangle = |\uparrow\rangle$ or $|1\rangle = |\downarrow\rangle$. The *weak* interacting Hamiltonian is

$$H_I = \Delta(n_1 - n_{x,1})(n_2 - n_{x,2})$$

the constant Δ is the charging energy that derives from the capacitive coupling. We assume Δ is much smaller than E_{ch} . In our setting, the Hamiltonian reads

$$H_I = \frac{1}{2}\Delta\sigma_{1z} \cdot \sigma_{2z}. \quad (4)$$

Through our setting, to qubit 2 the interacting Hamiltonian is an effective conditional Hamiltonian dependent on the specific state of qubit 1. Explicitly, it is $\frac{1}{2}\Delta\sigma_z$ if state of qubit 1 is $|1\rangle = |\uparrow\rangle$, and it is 0 if state of qubit 1 is $|0\rangle = |\downarrow\rangle$.

We first rotate qubit 2 around x -axis for angle $-\theta$ see fig.(4). Note that E_{ch} is much larger than Δ , so the state of qubit 1 is (almost) not affected by any operation in qubit 2 in the whole process. The interaction Hamiltonian will create an evolution path on the geodesic circle ABC(see fig. 4). After time $\tau = \pi/\Delta$, we rotate qubit 2 around x -axis for another angle $-(\pi - 2\theta)$. Again wait for a time τ . Then rotate qubit 2 around x -axis for angle $\pi - \theta$ to let the Bloch sphere back to the original one. After the above operation, if qubit 1 is on state $|\uparrow\rangle$, an evolution path of ABCDA on the Bloch sphere is produced; if qubit 1 is on state $|\downarrow\rangle$, nothing happens to qubit 2.

In the scheme we have used the rotation operation to qubit 2, around x -axis. This can be done by suddenly changing Φ_1 to 0 and $n_{x,1} = \frac{\Delta}{E_{ch}} + \frac{1}{2}$ to qubit 2. The sudden change of $n_{x,1}$ is to cancel the effects from the interaction Hamiltonian if qubit 1 is on state $|\uparrow\rangle$, thus an exact $-\theta$ rotation around x -axis is guaranteed. Everytime after the rotation task around x -axis is completed, we always set the parameters of Φ_1 and $n_{x,1}$ back to $\pi/2$ and $1/2$, respectively. Note we need not worry about the case of $|\downarrow\rangle$ state for qubit 1. Because the interaction is 0 in the case, qubit 2 is just rotated around an axis which is slightly different from x -axis and is then rotated back around the same axis. There is still no net effect to qubit 2 in the operation.

Thus for qubit 2, the final state is changed by the unitary transformation $U(2\tau)$ in the following way

$$U(2\tau) \begin{pmatrix} |\downarrow\rangle|\downarrow\rangle \\ |\downarrow\rangle|\uparrow\rangle \\ |\uparrow\rangle|\downarrow\rangle \\ |\uparrow\rangle|\uparrow\rangle \end{pmatrix} = \begin{pmatrix} I & 0 \\ 0 & M \end{pmatrix} \begin{pmatrix} |\downarrow\rangle|\downarrow\rangle \\ |\downarrow\rangle|\uparrow\rangle \\ |\uparrow\rangle|\downarrow\rangle \\ |\uparrow\rangle|\uparrow\rangle \end{pmatrix} \quad (5)$$

where $M = \begin{pmatrix} \cos \gamma(\theta) & i \sin \gamma(\theta) \\ i \sin \gamma(\theta) & \cos \gamma(\theta) \end{pmatrix}$, $\gamma(\theta)$ the geometric phase acquired for initial state $|X, + \rangle$ (point A in fig.4) and $\gamma(\theta) = -2\theta$. We see $|\gamma(\theta)| = \pi/4$ makes a C-NOT gate here(see fig4). This corresponds to $\theta = \pi/8$.

Thus, our scheme can be used to make a geometric C-NOT gate, which is fault tolerate to certain types of errors[6, 12]. Since the adiabatic condition is removed, the total operation time needed here should be comparable to that of a normal C-NOT gate. Therefore we believe our scheme has led the idea of geometric quantum computation much closer to the practical application. The various parameters of a normal C-NOT gate are listed in ref[8, 9, 13]. It has been estimated there that the operation time can be much shorter than the decoherence time. Instead of the inductively coupled system, here we have used the capacitively coupled system, however, this is not an essential modification. In the real experiment, one has to have certain readout facility. The single electron transistor can be a good candidate[13].

Acknowledgement: We thank Prof Imai for support. We thank Dr Y. Nakamura(NEC) for fruitful discussions.

References

- [1] Nakamura, Y., Pashkin, Yu and Tsai, J.S., Coherent control of macroscopic quantum states in a single Cooper pair box. *Nature*, **398**, 786-188(1999).
- [2] Jonathan R. Friedman, Vijay Patel, W. Chen, S. K. Tolpygo and J. E. Lukens, *Nature*, **406**, 43(2000).
- [3] S. Pancharatnam, Proc. India Acad. Sci. A **44**, 247(1956).
- [4] M.V. Berry, Proc. R. Soc. London, Ser. A **392**, 45(1984).
- [5] Y. Aharonov and J. Anandan, Phys. Rev. Lett. **58**, 1593(1987).
- [6] J A Jones, V Vedral, A Ekert, and G Castagnoli, *Nature* **403**, 869(2000)
- [7] Falci G, Fazio R, Palma G.M., Siewert J and Verdal V, *Nature* **407**, 355(2000)
- [8] Deutsch, D., Barenco, A. and Ekert, A. *Proc. R. Soc. Lond. A* **449**, 669-677(1995)
- [9] Makhlin, Y., Schon, G. and Shnirman, A., *Nature*, **398**, 305-307(1999)
- [10] Shnirman, A., Schon, G. and Hermon, Z., *Phys. Rev. Lett.*, **79**, 2371-2374(1997).
- [11] D. Suter, K. T. Muller, and A. Pines, *Phys. Rev. Lett.* **60**, 1216(1988).
- [12] L-M Duan, J.I. Cirac, P. Zoller, *Science* **292**, 1695(2001).
- [13] Yuriy Makhlin, Gerd Schon and Alexander Shnirman, *Rev. Mod. Phys.* **73**, 357(2001).

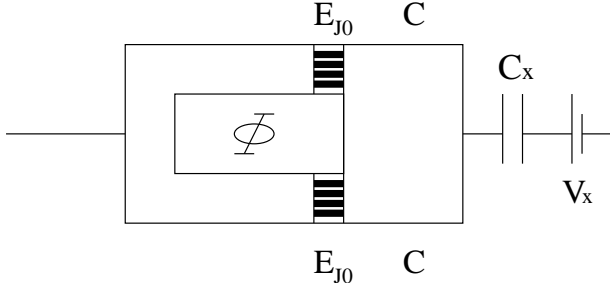


Figure 1: **SQUID with symmetric Josephson junctions.** It consists of a superconducting box formed by a symmetric SQUID, pierced by the magnetic voltage Φ . V_x is the applied voltage, which determines the offset charge n_x . The device operates in the charge regime, i.e. $E_{J0} \ll E_{ch}$.

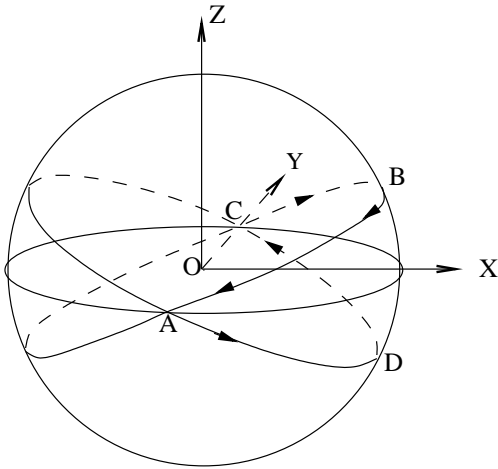


Figure 2: **A scheme for geometric phase detection on symmetric SQUID.** By suddenly changing the parameters of n_x and Φ , we can get the sudden fictitious field in $x - z$ plane in directions perpendicular to geodesic plane CBA and ADC, respectively. The fictitious field will create the evolution path of CBADC. The angle between geodesic plane ABC and the equator is θ . The solid angle subtended by the area of ABCDA is $4\pi\theta$

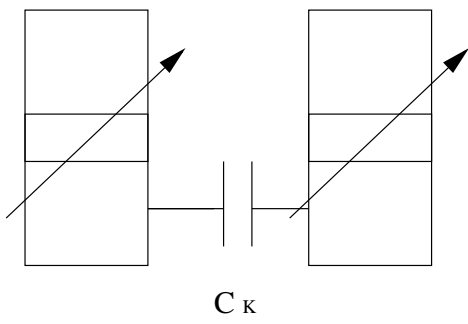


Figure 3: **The capacitively coupled SQUIDs.**

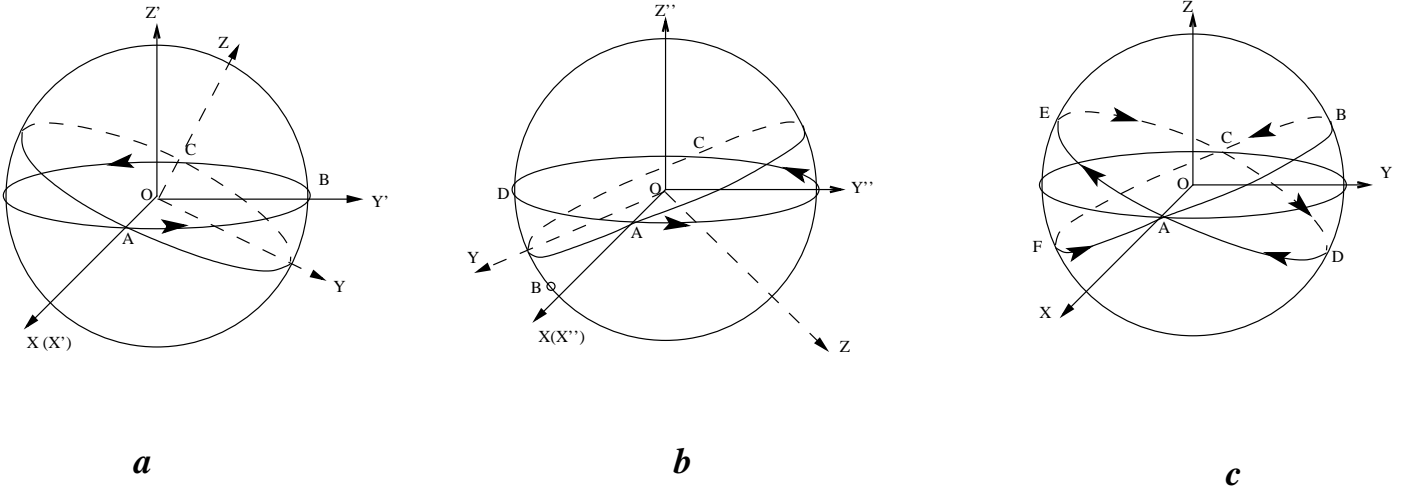


Figure 4: **Non-adiabatic conditional geometric phase shift acquired through 0 dynamic phase evolution path.** These are pictures for the time evolution on Bloch sphere of qubit 2 *only* in the case that qubit 1 is $|\uparrow\rangle$. If qubit 1 is $|\downarrow\rangle$, there is no net change to qubit 2. Picture *a* shows that after the Bloch sphere is rotated around x -axis for $-\theta$ angle, the interaction Hamiltonian will rotate the Bloch sphere around z' -axis. At the time it completes π rotation, i.e. $\tau = \pi/\Delta$ we rotate the Bloch sphere around x -axis again for an angle of $-(\pi - 2\theta)$, then we get picture *b*. In picture *b* the sphere is rotated around z'' -axis by the interaction Hamiltonian. Note that point B in picture *b* has changed its position now. The geodesic curve CBA is not drawn in picture *b*. After time τ we rotate the qubit 2 around x -axis for an angle of $\pi - \theta$. Picture *c* shows the whole evolution path on the Bloch sphere. point A evolves along closed curve $ABCD A$, a geometric phase $\gamma = -2\theta$ is acquired. Point C evolves along the loop $CFAEC$, a geometric phase $-\gamma = 2\theta$ is acquired.