

# A Concentration/Purification Scheme for Two Partially Entangled Photon Pairs

Takashi Yamamoto, Masato Koashi, and Nobuyuki Imoto

*CREST Research Team for Interacting Carrier Electronics, School of Advanced Sciences,  
The Graduate University for Advanced Studies (SOKEN), Hayama, Kanagawa, 240-0193, Japan*

An experimental scheme for concentrating entanglement in partially entangled photon pairs is proposed. In this scheme, two separated parties obtain one maximally entangled photon pair from previously shared two partially entangled photon pairs by local operations and classical communication. A practical realization of the proposed scheme is discussed, which uses imperfect photon detectors and spontaneous parametric down-conversion as a photon source. This scheme also works for purifying a class of mixed states.

PACS numbers: 03.67.-a 42.50.-p

## I. INTRODUCTION

In many applications in quantum information processing, such as quantum teleportation [1–3] and entanglement based quantum key distribution [4,5], it is essential that two separated parties, Alice and Bob, share the maximally entangled particles in advance. Practically, a quantum channel, to be used to distribute the pairs, is usually noisy. It is thus important that Alice and Bob share maximally entangled pairs even through such channels. For that purpose, entanglement concentration [6] and purification (or distillation) [7] have been originally proposed. In these schemes, previously shared less entangled pairs can be transformed into a smaller number of maximally entangled pairs by local operations and classical communication (LOCC). Until today, many schemes to obtain maximally entangled particles by LOCC have been proposed [8–11].

In this paper we propose an experimentally feasible concentration/purification scheme, in which a maximally entangled photon pair is obtained from two photon pairs in identical partially entangled states. The basic idea of this paper is based on the concentration scheme proposed by Bennett, *et al.* [6]. In their proposal, Alice or Bob performs a collective measurement for the joint state of  $n$  pairs of particles (called as the Schmidt projection method), then they convert the projected state into a smaller number of maximally entangled pairs. For polarization entangled photons, however, the Schmidt projection method is difficult to perform because collective and non-destructive measurements for photons are not feasible today. In our scheme, Alice and Bob use only linear optical elements and photon detectors, in which destructive detection of two photons realizes the required projection and the conversion at the same time. In a similar scheme [8], which uses entanglement swapping for two pairs of entangled photons, it is assumed that initially Alice has both photons of one pair and Alice and Bob share photons of the other pair. In our scheme, in contrast, we assume that the two pairs are distributed in the same way, namely, Alice obtains one member of each photon pair, and Bob obtains the other member of each

photon pair, as shown in Fig. 1. This feature makes the proposed scheme applicable to quantum channels with unknown fluctuations, namely the proposed scheme also works for purifying a class of mixed states. In the following, therefore, we use “purification” instead of “concentration/purification” for simplicity.

This paper is organized as follows. In Sec. II, we explain our purification scheme in an ideal situation. In Sec. III, we discuss two types of imperfect detectors and analyze the state after the purification. In Sec. IV, we consider the use of spontaneous parametric down-conversion (PDC) as a photon pair source and the effect of dark counts of the detectors. Finally, we discuss in Sec. V the required property of fluctuating quantum channels for our scheme to be applicable.

## II. BASIC IDEA

In this section, we show how the two separated parties, Alice and Bob, can purify a maximally entangled photon pair from two identical partially entangled photon pairs by LOCC. Let us assume that Alice and Bob are given two pairs of photons in the following polarization entangled states (we will describe a method creating this state in Sec. IV)

$$|\alpha, \beta\rangle_{12}|\alpha, \beta\rangle_{34} \equiv (\alpha|1\rangle_{1H}|1\rangle_{2H} + \beta|1\rangle_{1V}|1\rangle_{2V}) \otimes (\alpha|1\rangle_{3H}|1\rangle_{4H} + \beta|1\rangle_{3V}|1\rangle_{4V}), \quad (1)$$

where  $\alpha$  and  $\beta$  are complex numbers satisfying  $|\alpha|^2 + |\beta|^2 = 1$  and  $|n\rangle$  is the normalized  $n$ -photon number state. The subscript numbers represent the spatial modes, and H and V represent horizontal and vertical polarization modes, respectively. As shown in Fig. 1, Alice receives photons in modes 1 and 3, and Bob receives photons in modes 2 and 4. For simplicity, we omit the modes in the vacuum, using abbreviations such as  $|1\rangle_{1H}|1\rangle_{2H}|0\rangle_{1V}|0\rangle_{2V} \rightarrow |1\rangle_{1H}|1\rangle_{2H}$ . Alice and Bob can transform these photons into a maximally entangled photon pair in modes 6 and 2, in the following way.

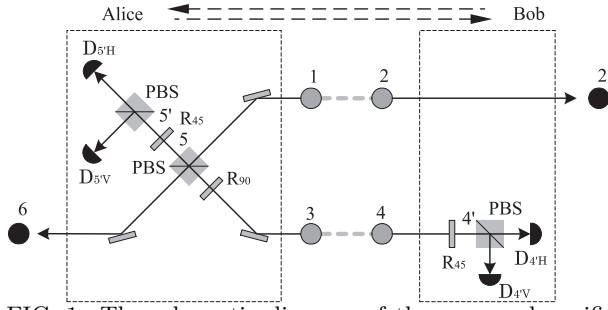


FIG. 1. The schematic diagram of the proposed purification scheme. Polarization beam splitters (PBS) transmit H photons and reflect V photons.  $\lambda/2$  wave plates  $R_{45}$  and  $R_{90}$  rotate the polarization by  $45^\circ$  and  $90^\circ$  respectively.

Eq. (1) is expanded as

$$\alpha^2|1\rangle_{1H}|1\rangle_{3H}|1\rangle_{2H}|1\rangle_{4H} + \beta^2|1\rangle_{1V}|1\rangle_{3V}|1\rangle_{2V}|1\rangle_{4V} + \alpha\beta(|1\rangle_{1H}|1\rangle_{3V}|1\rangle_{2H}|1\rangle_{4V} + |1\rangle_{1V}|1\rangle_{3H}|1\rangle_{2V}|1\rangle_{4H}). \quad (2)$$

Note that the third and fourth terms in Eq. (2) have the same coefficients,  $\alpha\beta$ . Alice rotates the polarization of the photon in mode 3 by  $90^\circ$  using a  $\lambda/2$  wave plate ( $R_{90}$ ) and sends it to one port of a polarization beam splitter (PBS). The photon in mode 1 is sent to another port of the PBS. After the PBS, the state of Eq. (2) is transformed into

$$\alpha^2|1\rangle_{6H}|1\rangle_{6V}|1\rangle_{2H}|1\rangle_{4H} + \beta^2|1\rangle_{5V}|1\rangle_{5H}|1\rangle_{2V}|1\rangle_{4V} + \alpha\beta(|1\rangle_{5H}|1\rangle_{6H}|1\rangle_{2H}|1\rangle_{4V} + |1\rangle_{5V}|1\rangle_{6V}|1\rangle_{2V}|1\rangle_{4H}). \quad (3)$$

Note that there are two photons in the same spatial modes for the first two terms. Alice and Bob rotate the polarization of their photons in modes 5 and 4 by  $45^\circ$  using  $\lambda/2$  wave plates ( $R_{45}$ ). These transformations are expressed by

$$|1\rangle_{kH} \rightarrow \frac{1}{\sqrt{2}}(|1\rangle_{k'H} + |1\rangle_{k'V}), \quad (4)$$

$$|1\rangle_{kV} \rightarrow \frac{1}{\sqrt{2}}(|1\rangle_{k'H} - |1\rangle_{k'V}), \quad (5)$$

and

$$|1\rangle_{kH}|1\rangle_{kV} \rightarrow \frac{1}{\sqrt{2}}(|2\rangle_{k'H} - |2\rangle_{k'V}), \quad (6)$$

where  $k = 4, 5$ . The state of Eq. (3) is then transformed into

$$\begin{aligned} |\Psi\rangle = & \frac{\alpha^2}{\sqrt{2}}|0\rangle_{5'}(|1\rangle_{4'H} + |1\rangle_{4'V})|1\rangle_{6H}|1\rangle_{6V}|1\rangle_{2H} \\ & + \frac{\beta^2}{2}(|2\rangle_{5'H}|1\rangle_{4'H} - |2\rangle_{5'H}|1\rangle_{4'V} \\ & - |2\rangle_{5'V}|1\rangle_{4'H} + |2\rangle_{5'V}|1\rangle_{4'V})|0\rangle_6|1\rangle_{2V} \\ & + \frac{\alpha\beta}{\sqrt{2}}(|1\rangle_{5'H}|1\rangle_{4'H}|\Phi^{(+)}\rangle_{62} - |1\rangle_{5'H}|1\rangle_{4'V}|\Phi^{(-)}\rangle_{62} \\ & + |1\rangle_{5'V}|1\rangle_{4'H}|\Phi^{(-)}\rangle_{62} - |1\rangle_{5'V}|1\rangle_{4'V}|\Phi^{(+)}\rangle_{62}), \quad (7) \end{aligned}$$

where  $|\Phi^{(\pm)}\rangle_{62} \equiv 1/\sqrt{2}(|1\rangle_{6H}|1\rangle_{2H} \pm |1\rangle_{6V}|1\rangle_{2V})$  is the state of the maximally entangled photon pair. If Alice and Bob detect a single photon at  $D_{5'H}$  and  $D_{4'H}$  (or  $D_{5'V}$  and  $D_{4'V}$ ) and the state is projected to  $|1\rangle_{5'H}|1\rangle_{4'H}|\Phi^{(+)}\rangle_{62}$  (or  $|1\rangle_{5'V}|1\rangle_{4'V}|\Phi^{(+)}\rangle_{62}$ ), they can share a maximally entangled photon pair in the state  $|\Phi^{(+)}\rangle_{62}$ . If they detect a single photon at  $D_{5'H}$  and  $D_{4'V}$  (or  $D_{5'V}$  and  $D_{4'H}$ ), they receive a maximally entangled photon pair in the state  $|\Phi^{(-)}\rangle_{62}$ . In this case, they can easily transform it into the form of  $|\Phi^{(+)}\rangle_{62}$ . Therefore the probability to share a maximally entangled photon pair in the state  $|\Phi^{(+)}\rangle_{62}$  is  $2|\alpha\beta|^2$ .

In this scheme, Alice and Bob need not know the values of  $\alpha$  and  $\beta$ . Suppose that they receive the photons in a mixed state written as

$$\rho = \int P(\alpha, \beta)|\alpha, \beta\rangle_{12}\langle\alpha, \beta| \otimes |\alpha, \beta\rangle_{34}\langle\alpha, \beta| d^2\alpha d^2\beta, \quad (8)$$

where  $P(\alpha, \beta)$  is the probability distribution of their receiving the photon pairs in the state  $|\alpha, \beta\rangle_{12}|\alpha, \beta\rangle_{34}$ . In this case, the state of the photons just before the detection becomes a mixture of Eq. (7) with various values of  $\alpha$  and  $\beta$ . They can, nevertheless, obtain a maximally entangled photon pair with the probability  $\int 2|\alpha\beta|^2 P(\alpha, \beta) d^2\alpha d^2\beta$  after they detect a single photon in modes 5' and 4'. Since they can share a maximally entangled photon pair from pairs in a mixed state, this scheme can be called as entanglement purification.

### III. PURIFICATION USING IMPERFECT DETECTION

In this section, we study the property of output states in modes 6 and 2 when detectors with a quantum efficiency  $\eta$  are used. We consider two kinds of detectors; conventional photon detectors and single photon detectors. Conventional photon detectors (e. g., EG&G SPCM) cannot distinguish a single photon from two or more photons. Single photon detectors, which were recently demonstrated experimentally, can distinguish a single photon from two or more photons [16]. In the following, we investigate the influence of the quantum efficiency on the output states in modes 6 and 2, and show that Alice and Bob receive a mixture of  $|\Phi^{(+)}\rangle_{62}$  and  $|0\rangle_6|1\rangle_{2V}$  unless they use single photon detectors with a unit quantum efficiency.

Consider a photon detector with a quantum efficiency  $\eta$ , which can distinguish any number of photocounts. Positive-operator-valued-measure (POVM) elements [14] of finding  $n$  photocounts can be written as [12]

$$\Pi_n = \sum_{m=n}^{\infty} \eta^n (1-\eta)^{m-n} C_n^m |m\rangle\langle m|, \quad (9)$$

where  $C_n^m$  is the binomial coefficient, and  $\sum_{n=0}^{\infty} \Pi_n = 1$ . Using this POVM, we can obtain the expression for the

POVM elements for a conventional photon detector and a single photon detector. The POVM elements for a conventional photon detector can be written as [13]

$$\Pi_{c0} = \Pi_0 = \sum_{m=0}^{\infty} (1 - \eta)^m |m\rangle\langle m|, \quad (10)$$

and

$$\Pi_{c1} = 1 - \Pi_0 = \sum_{m=1}^{\infty} [1 - (1 - \eta)^m] |m\rangle\langle m|. \quad (11)$$

Here  $\Pi_{c0}$  is the POVM element for no photocounts, and  $\Pi_{c1}$  is that for photocounts. The POVM elements for a single photon detector can be written as

$$\Pi_{s0} = \Pi_0 = \sum_{m=0}^{\infty} (1 - \eta)^m |m\rangle\langle m|, \quad (12)$$

$$\Pi_{s1} = \Pi_1 = \sum_{m=1}^{\infty} m\eta(1 - \eta)^{m-1} |m\rangle\langle m|, \quad (13)$$

and

$$\begin{aligned} \Pi_{s2} &= 1 - \Pi_0 - \Pi_1 \\ &= \sum_{m=2}^{\infty} [1 - (1 - \eta + m\eta)(1 - \eta)^{m-1}] |m\rangle\langle m|. \end{aligned} \quad (14)$$

Here  $\Pi_{s0}$  is the POVM element for no photocounts,  $\Pi_{s1}$  is that for single photocounts, and  $\Pi_{s2}$  is that for multiple photocounts. Using these POVM elements, we can calculate the output states after the detection at imperfect detectors  $D_{5'H}$ ,  $D_{4'H}$ ,  $D_{5'V}$ , and  $D_{4'V}$ .

Let us first consider the case where Alice and Bob use conventional photon detectors. Suppose that a coincidence detection is obtained at detectors  $D_{5'H}$  and  $D_{4'H}$ . In this case photons are not detected at the detectors  $D_{5'V}$  or  $D_{4'V}$ . The output state in modes 6 and 2 after this detection is calculated as

$$\begin{aligned} \rho_{\text{out}}^c &= \frac{\text{Tr}_{5',4'}[\Pi_{c1}^{5'H}\Pi_{c1}^{4'H}|\Psi\rangle\langle\Psi|]}{\text{Tr}[\Pi_{c1}^{5'H}\Pi_{c1}^{4'H}|\Psi\rangle\langle\Psi|]} \\ &= \frac{|\alpha|^2|\Phi^{(+)}\rangle_{62}\langle\Phi^{(+)}| + (1 - \frac{\eta}{2})|\beta|^2|0\rangle_6\langle 0| \otimes |1\rangle_{2V}\langle 1|}{1 - \frac{\eta}{2}|\beta|^2}, \end{aligned} \quad (15)$$

where superscripts of POVM elements represent the modes. Note that Eq. (15) is a classical mixture of the desired state  $|\Phi^{(+)}\rangle_{62}$  and an error state  $|0\rangle_6|1\rangle_{2V}$ . The probability of the coincidence detection  $P$  can thus be regarded as the sum of two probabilities  $P_s$  and  $P_e$ , where  $P_s$  is the probability of obtaining a photon pair in the state  $|\Phi^{(+)}\rangle_{62}$  and  $P_e$  is the probability of obtaining a single photon in the state  $|0\rangle_6|1\rangle_{2V}$ . These probabilities are calculated as  $P = \text{Tr}[\Pi_{c1}^{5'H}\Pi_{c1}^{4'H}|\Psi\rangle\langle\Psi|] = \eta^2|\beta|^2[2|\alpha|^2 + (2 - \eta)|\beta|^2]/4$ ,  $P_s = \eta^2|\alpha\beta|^2/2$  and  $P_e = \eta^2(2 - \eta)|\beta|^4/4$ . The minimum value of  $P_e$  is  $|\beta|^4/4$ . Alice and Bob can also obtain the output state  $\rho_{\text{out}}^c$  when they obtain the

other three combinations of coincidence, namely,  $(D_{5'V}, D_{4'V})$ ,  $(D_{5'H}, D_{4'V})$ , and  $(D_{5'V}, D_{4'H})$ . Therefore the probability of obtaining the output state  $\rho_{\text{out}}^c$  is  $4P$ .

Similarly, in the case where Alice and Bob use single photon detectors, the output state in modes 6 and 2 after the detection is calculated as

$$\begin{aligned} \rho_{\text{out}}^s &= \frac{\text{Tr}_{5',4'}[\Pi_{s1}^{5'H}\Pi_{s1}^{4'H}|\Psi\rangle\langle\Psi|]}{\text{Tr}[\Pi_{s1}^{5'H}\Pi_{s1}^{4'H}|\Psi\rangle\langle\Psi|]} \\ &= \frac{|\alpha|^2|\Phi^{(+)}\rangle_{62}\langle\Phi^{(+)}| + (1 - \eta)|\beta|^2|0\rangle_6\langle 0| \otimes |1\rangle_{2V}\langle 1|}{1 - \eta|\beta|^2}. \end{aligned} \quad (16)$$

Note that Eq. (16) is also a classical mixture of  $|\Phi^{(+)}\rangle_{62}$  and  $|0\rangle_6|1\rangle_{2V}$ . The probabilities  $P$ ,  $P_s$ , and  $P_e$  are calculated as  $P = \text{Tr}[\Pi_{s1}^{5'H}\Pi_{s1}^{4'H}|\Psi\rangle\langle\Psi|] = \eta^2|\beta|^2[|\alpha|^2 + (1 - \eta)|\beta|^2]/2$ ,  $P_s = \eta^2|\alpha\beta|^2/2$ , and  $P_e = \eta^2(1 - \eta)|\beta|^4/2$ . Note that  $P_s$  is the same as in the case using the conventional photon detectors, but  $P_e$  is different and its minimum value is 0.

The error in the output state  $\rho_{\text{out}}^c$  or  $\rho_{\text{out}}^s$  stems from the state  $|0\rangle_6|1\rangle_{2V}$  containing only one photon. Therefore, if Alice and Bob are allowed to perform the postselection, in which they select the events of the photocounts in modes 6 and 2, they can discard the events of error. In this situation, the types of detectors are not relevant, and the success probability is solely determined by the quantum efficiency  $\eta$ .

#### IV. IMPLEMENTATION WITH A PDC SOURCE

In this section, we consider the use of spontaneous parametric down-conversion as a photon source of the input states for the proposed purification scheme, and discuss the property of the output state. We also discuss the effect of the dark counts of the detectors.

##### A. Entangled photon pairs from PDC

The partially entangled photon pair  $|\alpha, \beta\rangle_{12}$  can be generated by pumping combined crystals, which is shown in Fig. 2 [15]. The degree of entanglement can be continuously changed by rotating the polarization of the pump beam. The generated state  $|\Psi\rangle_{12}$  can be written as  $|\Psi\rangle_{12} = |\Psi\rangle_{12H}|\Psi\rangle_{12V}$ , where  $|\Psi\rangle_{12H}$  and  $|\Psi\rangle_{12V}$  are the down-converted states generated from crystals  $C_H$  and  $C_V$ , respectively, and are written as [17]

$$|\Psi\rangle_{12H} = \text{sech}|\gamma_H| \sum_{n=0}^{\infty} \left( \frac{\gamma_H}{|\gamma_H|} \tanh|\gamma_H| \right)^n |n\rangle_{1H}|n\rangle_{2H} \quad (17)$$

and

$$|\Psi\rangle_{12V} = \text{sech}|\gamma_V| \sum_{n=0}^{\infty} \left( \frac{\gamma_V}{|\gamma_V|} \tanh|\gamma_V| \right)^n |n\rangle_{1V}|n\rangle_{2V} \quad (18)$$

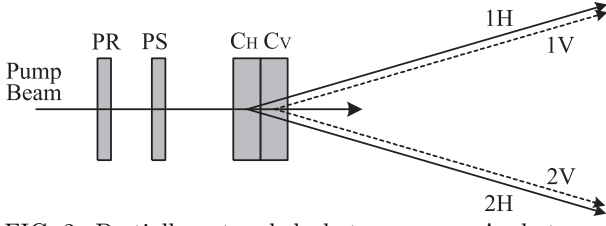


FIG. 2. Partially entangled photon source. A photon pair in mode H and V is generated at nonlinear crystals  $C_H$  and  $C_V$  respectively. PR is a polarization rotator, and PS is a phase shifter.

with  $\gamma_H \equiv |\gamma_H|e^{i(\phi_p + \Delta\phi_p/2)}$  and  $\gamma_V \equiv |\gamma_V|e^{i(\phi_p - \Delta\phi_p/2)}$ . Here,  $\gamma_H$  ( $\gamma_V$ ) is proportional to the complex amplitude of the classical pump beam for  $C_H$  ( $C_V$ ). The phases of the pump beams for  $C_H$  and  $C_V$  are expressed by  $\phi_p + \Delta\phi_p/2$  and  $\phi_p - \Delta\phi_p/2$ , respectively, where  $\Delta\phi_p$  is the phase difference between the two pump beams. The ratio of  $|\gamma_H|$  and  $|\gamma_V|$  can be controlled by rotating the polarization of the pump beam by the polarization rotator, PR, and  $\Delta\phi_p$  can be controlled by the phase shifter, PS. Using the following expressions,

$$\begin{aligned}\gamma &\equiv \sqrt{\tanh^2 |\gamma_H| + \tanh^2 |\gamma_V|}, \\ \alpha e^{i\phi_p} &\equiv \frac{\gamma_H \tanh |\gamma_H|}{|\gamma_H| \gamma}, \\ \beta e^{i\phi_p} &\equiv \frac{\gamma_V \tanh |\gamma_V|}{|\gamma_V| \gamma},\end{aligned}$$

and

$$g \equiv \text{sech}^2 |\gamma_H| \text{sech}^2 |\gamma_V| = (1 - \gamma^2 |\alpha|^2)(1 - \gamma^2 |\beta|^2), \quad (19)$$

we can write the state of the down-converted field as

$$\begin{aligned}|\Psi\rangle_{12} &= \sqrt{g} \sum_{n=0}^{\infty} \sum_{m=0}^{\infty} (\gamma\alpha e^{i\phi_p})^n (\gamma\beta e^{i\phi_p})^m \\ &\quad \times |n\rangle_{1H}|n\rangle_{2H}|m\rangle_{1V}|m\rangle_{2V}.\end{aligned} \quad (20)$$

Collecting the terms of the same total photon number, we can rewrite the state  $|\Psi\rangle_{12}$  in the following form

$$\begin{aligned}|\Psi\rangle_{12} &= \sqrt{g}(|\Psi^{(0)}\rangle_{12} \\ &\quad + \gamma e^{i\phi_p} |\Psi^{(1)}\rangle_{12} + \gamma^2 e^{2i\phi_p} |\Psi^{(2)}\rangle_{12} + \dots),\end{aligned} \quad (21)$$

where

$$|\Psi^{(0)}\rangle_{12} \equiv |0\rangle_{1H}|0\rangle_{2H}|0\rangle_{1V}|0\rangle_{2V}, \quad (22)$$

$$\begin{aligned}|\Psi^{(1)}\rangle_{12} &\equiv \alpha|1\rangle_{1H}|1\rangle_{2H}|0\rangle_{1V}|0\rangle_{2V} \\ &\quad + \beta|0\rangle_{1H}|0\rangle_{2H}|1\rangle_{1V}|1\rangle_{2V} = |\alpha, \beta\rangle_{12},\end{aligned} \quad (23)$$

and

$$\begin{aligned}|\Psi^{(2)}\rangle_{12} &\equiv \alpha\beta|1\rangle_{1H}|1\rangle_{2H}|1\rangle_{1V}|1\rangle_{2V} \\ &\quad + \alpha^2|2\rangle_{1H}|2\rangle_{2H}|0\rangle_{1V}|0\rangle_{2V} \\ &\quad + \beta^2|0\rangle_{1H}|0\rangle_{2H}|2\rangle_{1V}|2\rangle_{2V}.\end{aligned} \quad (24)$$

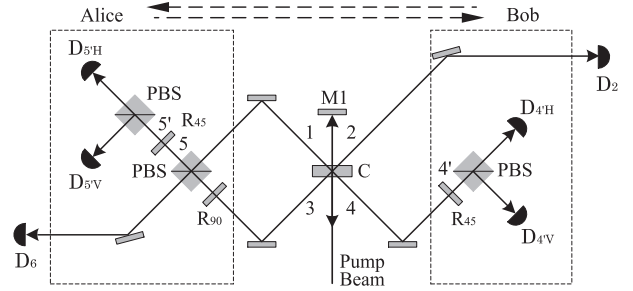


FIG. 3. Schematic of the purification procedure using spontaneous parametric down-conversion as a photon source.

Note that  $|\Psi^{(0)}\rangle_{12}$  and  $|\Psi^{(1)}\rangle_{12}$  are normalized, but  $|\Psi^{(2)}\rangle_{12}$  is not normalized.

We will be able to obtain two photon pairs by pumping a nonlinear crystal twice by a short pulse as in Fig. 3, as was used in several experiments [2,18]. The state  $|\Psi\rangle_{1234}$  generated from this source can be expressed as

$$\begin{aligned}|\Psi\rangle_{1234} &= |\Psi\rangle_{12}|\Psi\rangle_{34} \\ &= g \left[ |\Psi^{(0)}\rangle_{12}|\Psi^{(0)}\rangle_{34} \right. \\ &\quad + \gamma e^{i\phi_p} (|\Psi^{(1)}\rangle_{12}|\Psi^{(0)}\rangle_{34} + |\Psi^{(0)}\rangle_{12}|\Psi^{(1)}\rangle_{34}) \\ &\quad + \gamma^2 e^{2i\phi_p} (|\Psi^{(1)}\rangle_{12}|\Psi^{(1)}\rangle_{34} \\ &\quad \left. + |\Psi^{(2)}\rangle_{12}|\Psi^{(0)}\rangle_{34} + |\Psi^{(0)}\rangle_{12}|\Psi^{(2)}\rangle_{34}) + \dots \right] \\ &= g(|\Psi^{(0)}\rangle_{1234} + \gamma e^{i\phi_p} |\Psi^{(1)}\rangle_{1234} \\ &\quad + \gamma^2 e^{2i\phi_p} |\Psi^{(2)}\rangle_{1234} + \dots),\end{aligned} \quad (25)$$

where  $|\Psi^{(0)}\rangle_{1234} \equiv |\Psi^{(0)}\rangle_{12}|\Psi^{(0)}\rangle_{34}$ ,  $|\Psi^{(1)}\rangle_{1234} \equiv |\Psi^{(1)}\rangle_{12}|\Psi^{(0)}\rangle_{34} + |\Psi^{(0)}\rangle_{12}|\Psi^{(1)}\rangle_{34}$  and  $|\Psi^{(2)}\rangle_{1234} \equiv |\Psi^{(1)}\rangle_{12}|\Psi^{(1)}\rangle_{34} + |\Psi^{(2)}\rangle_{12}|\Psi^{(0)}\rangle_{34} + |\Psi^{(0)}\rangle_{12}|\Psi^{(2)}\rangle_{34}$ . In our scheme, Alice and Bob do not know the phase  $\phi_p$ , so that the state received by them is the mixed state  $\rho_{1234}^{\text{PDC}}$  that is obtained by averaging Eq. (25) over  $\phi_p$  as

$$\begin{aligned}\rho_{1234}^{\text{PDC}} &= g^2 (|\Psi^{(0)}\rangle_{1234}\langle\Psi^{(0)}| + \gamma^2 |\Psi^{(1)}\rangle_{1234}\langle\Psi^{(1)}| \\ &\quad + \gamma^4 |\Psi^{(2)}\rangle_{1234}\langle\Psi^{(2)}| + \dots).\end{aligned} \quad (26)$$

In the following, we assume that  $\gamma$  is small, so that we restrict the analysis up to  $O(\gamma^4)$ .

## B. Purification using imperfect detection

As shown in Fig. 3, the state  $\rho_{1234}^{\text{PDC}}$  is transformed by the same operations described in Sec. II. The term  $|\Psi^{(1)}\rangle_{12}|\Psi^{(1)}\rangle_{34}$  becomes Eq. (7) and the other terms are calculated as

$$\begin{aligned}|\Psi^{(1)}\rangle_{12}|\Psi^{(0)}\rangle_{34} &\rightarrow \alpha|1\rangle_{6H}|1\rangle_{2H} \\ &\quad + \frac{\beta}{\sqrt{2}}(|1\rangle_{5'H} - |1\rangle_{5'V})|1\rangle_{2V},\end{aligned} \quad (27)$$

$$\begin{aligned}
& |\Psi^{(0)}\rangle_{12}|\Psi^{(1)}\rangle_{34} \\
& \rightarrow \frac{\alpha}{\sqrt{2}}|1\rangle_{6V}(|1\rangle_{4'H} + |1\rangle_{4'V}) \\
& + \frac{\beta}{2}(|1\rangle_{5'H} + |1\rangle_{5'V})(|1\rangle_{4'H} - |1\rangle_{4'V}), \quad (28)
\end{aligned}$$

$$\begin{aligned}
& |\Psi^{(2)}\rangle_{12}|\Psi^{(0)}\rangle_{34} \\
& \rightarrow \alpha^2|2\rangle_{6H}|2\rangle_{2H} \\
& + \frac{\beta^2}{2}(|2\rangle_{5'H} - \sqrt{2}|1\rangle_{5'H}|1\rangle_{5'V} + |2\rangle_{5'V})|2\rangle_{2V} \\
& + \frac{\alpha\beta}{\sqrt{2}}(|1\rangle_{5'H} - |1\rangle_{5'V})|1\rangle_{6H}|1\rangle_{2H}|1\rangle_{2V}, \quad (29)
\end{aligned}$$

and

$$\begin{aligned}
& |\Psi^{(0)}\rangle_{12}|\Psi^{(2)}\rangle_{34} \\
& \rightarrow \frac{\alpha^2}{2}(|2\rangle_{4'H} + \sqrt{2}|1\rangle_{4'H}|1\rangle_{4'V} + |2\rangle_{4'V})|2\rangle_{6V} \\
& + \frac{\beta^2}{4}(|2\rangle_{5'H} + \sqrt{2}|1\rangle_{5'H}|1\rangle_{5'V} + |2\rangle_{5'V}) \\
& \quad \otimes (|2\rangle_{4'H} - \sqrt{2}|1\rangle_{4'H}|1\rangle_{4'V} + |2\rangle_{4'V}) \\
& + \frac{\alpha\beta}{2}(|1\rangle_{5'H} + |1\rangle_{5'V})(|2\rangle_{4'H} - |2\rangle_{4'V})|1\rangle_{6V}. \quad (30)
\end{aligned}$$

Using these expressions, we can obtain the state  $\rho_{24'5'6}^{\text{PDC}}$  after transforming  $\rho_{1234}^{\text{PDC}}$ .

We calculate the output state in modes 6 and 2 by using a similar way as in Sec. III. Let us consider the case where Alice and Bob use conventional photon detectors. Suppose that a coincidence detection is obtained at detectors  $D_{5'H}$  and  $D_{4'H}$ . In contrast to the case in Sec. III, the modes  $5'V$  and  $4'V$  are not always in the vacuum. If photocounts are recorded at detectors  $D_{5'V}$  or  $D_{4'V}$ , they obtain the vacuum in modes 6 and 2. It is thus better to discard such events in order to reduce errors. When the detectors  $D_{5'V}$  and  $D_{4'V}$  record no photocounts, the output state in modes 6 and 2 after the detection is calculated as

$$\begin{aligned}
\rho_{\text{out}}^c &= \frac{\text{Tr}_{5',4'}[\Pi_{c1}^{5'H}\Pi_{c1}^{4'H}\Pi_{c0}^{5'V}\Pi_{c0}^{4'V}\rho_{24'5'6}^{\text{PDC}}]}{\text{Tr}[\Pi_{c1}^{5'H}\Pi_{c1}^{4'H}\Pi_{c0}^{5'V}\Pi_{c0}^{4'V}\rho_{24'5'6}^{\text{PDC}}]} \\
&= \frac{1}{C^c} \left\{ 8\gamma^2|\alpha|^2|\Phi^{(+)}\rangle_{62}\langle\Phi^{(+)}| \right. \\
& \quad + [4 + (4 - 3\eta)^2\gamma^2|\beta|^2]|0\rangle_6\langle 0| \otimes |0\rangle_2\langle 0| \\
& \quad + 4(2 - \eta)\gamma^2|\beta|^2|0\rangle_6\langle 0| \otimes |1\rangle_{2V}\langle 1| \\
& \quad \left. + 4(2 - \eta)\gamma^2|\alpha|^2|1\rangle_{6V}\langle 1| \otimes |0\rangle_2\langle 0| \right\}, \quad (31)
\end{aligned}$$

where  $C^c = 4 + 4(4 - \eta)\gamma^2|\alpha|^2 + (24 - 28\eta + 9\eta^2)\gamma^2|\beta|^2$ . Note that Eq. (31) is also a classical mixture of  $|\Phi^{(+)}\rangle_{62}$  and error states containing smaller number of photons. As in Sec. III, we use the probabilities  $P$ ,  $P_s$ , and  $P_e$ , but here we further decompose  $P_e$  as  $P_e = P_e^{(0)} + P_e^{(1)}$ , where  $P_e^{(0)}$  is the probability of having the vacuum in modes 6

and 2, and  $P_e^{(1)}$  is that of having a photon either in mode 6 or 2. Each probability is expressed as

$$\begin{aligned}
P &= \eta^2 g^2 \gamma^2 |\beta|^2 C^c / 16, \\
P_s &= \eta^2 g^2 \gamma^4 |\alpha\beta|^2 / 2, \\
P_e^{(0)} &= \eta^2 g^2 \gamma^2 |\beta|^2 [4 + (4 - 3\eta)^2 \gamma^2 |\beta|^2] / 16,
\end{aligned}$$

and

$$P_e^{(1)} = \eta^2 (2 - \eta) g^2 \gamma^4 |\beta|^2 / 4. \quad (32)$$

In this case the minimum value of  $P_e^{(0)}$  and  $P_e^{(1)}$  are  $g^2 \gamma^2 |\beta|^2 [4 + \gamma^2 |\beta|^2] / 16$  and  $g^2 \gamma^4 |\beta|^2 / 4$ , respectively. If Alice and Bob do not discard the events when photocounts are recorded at detectors  $D_{5'V}$  or  $D_{4'V}$ ,  $P_e^{(0)}$  increases to  $\eta^2 g^2 \gamma^2 |\beta|^2 [4 + (4 - \eta)^2 \gamma^2 |\beta|^2] / 16$  and the minimum value of  $P_e^{(0)}$  increases to  $g^2 \gamma^2 |\beta|^2 [4 + 9\gamma^2 |\beta|^2] / 16$ .

Similarly, in the case where Alice and Bob use single photon detectors, the output state in modes 6 and 2 after the detection is calculated as

$$\begin{aligned}
\rho_{\text{out}}^s &= \frac{\text{Tr}_{5',4'}[\Pi_{s1}^{5'H}\Pi_{s1}^{4'H}\Pi_{s0}^{5'V}\Pi_{s0}^{4'V}\rho_{24'5'6}^{\text{PDC}}]}{\text{Tr}[\Pi_{s1}^{5'H}\Pi_{s1}^{4'H}\Pi_{s0}^{5'V}\Pi_{s0}^{4'V}\rho_{24'5'6}^{\text{PDC}}]} \\
&= \frac{1}{C^s} \left\{ 2\gamma^2 |\alpha|^2 |\Phi^{(+)}\rangle_{62}\langle\Phi^{(+)}| \right. \\
& \quad + [1 + 4(1 - \eta)^2 \gamma^2 |\beta|^2] |0\rangle_6\langle 0| \otimes |0\rangle_2\langle 0| \\
& \quad + 2(1 - \eta)\gamma^2 |\beta|^2 |0\rangle_6\langle 0| \otimes |1\rangle_{2V}\langle 1| \\
& \quad \left. + 2(1 - \eta)\gamma^2 |\alpha|^2 |1\rangle_{6V}\langle 1| \otimes |0\rangle_2\langle 0| \right\}, \quad (33)
\end{aligned}$$

where  $C^s = 1 + 2(2 - \eta)\gamma^2 |\alpha|^2 + 2(3 - 2\eta)(1 - \eta)\gamma^2 |\beta|^2$ . Each probability is expressed as

$$\begin{aligned}
P &= \eta^2 g^2 \gamma^2 |\beta|^2 C^s / 4, \\
P_s &= \eta^2 g^2 \gamma^4 |\alpha\beta|^2 / 2, \\
P_e^{(0)} &= \eta^2 g^2 \gamma^2 |\beta|^2 [1 + 4(1 - \eta)^2 \gamma^2 |\beta|^2] / 4,
\end{aligned}$$

and

$$P_e^{(1)} = \eta^2 (1 - \eta) g^2 \gamma^4 |\beta|^2 / 2. \quad (34)$$

In this case the minimum values of  $P_e^{(0)}$  and  $P_e^{(1)}$  are  $g^2 \gamma^2 |\beta|^2 / 4$  and 0, respectively. Note that in comparison with the case using the conventional photon detectors,  $P_s$  is the same, but  $P_e^{(0)}$  and  $P_e^{(1)}$  are different. If Alice and Bob do not discard the events when photocounts are recorded at detectors  $D_{5'V}$  or  $D_{4'V}$ ,  $P_e^{(0)}$  increases to  $\eta^2 g^2 \gamma^2 |\beta|^2 [1 + (2 - \eta)^2 \gamma^2 |\beta|^2] / 4$  and the minimum value of  $P_e^{(0)}$  increases to  $g^2 \gamma^2 |\beta|^2 [1 + \gamma^2 |\beta|^2] / 4$ .

The error in the output state  $\rho_{\text{out}}^c$  or  $\rho_{\text{out}}^s$  stems from the states with smaller number of photons. Therefore, if Alice and Bob are allowed to perform the postselection, they can discard the events of error similarly to the case of the ideal photon pair source. In this situation, again, the types of detectors are not relevant and the success probability is solely determined by the quantum efficiency  $\eta$ . Moreover, they need not refer to the detectors  $D_{5'V}$  and  $D_{4'V}$  because the vacuum is removed by the postselection.

### C. The effect of dark counts

When photon detectors have dark counts, the probability of error  $P_e$  increases, and the error cannot always be discarded even by the postselection. In the following, we derive the conditions that we can neglect the effect of dark counts.

We assume that the dark counts are random detection events, namely, each event is uncorrelated to other dark or real counts. Let the mean number of dark counts during each run of the purification scheme be  $\nu$  for each detector. We assume  $\nu \ll 1$ . Consider the case Alice and Bob obtain a fourfold coincidence detection at detectors  $D_{5H}$ ,  $D_{4H}$ ,  $D_6$ , and  $D_2$ . The probability that all the four counts are caused by real photons is  $P_0 = O(\gamma^4)$ .  $\gamma^2$  is the generation probability of a photon pair. The probabilities  $P_i$  that the fourfold coincidence detection includes  $i$  dark counts are of the order  $P_1 = O(\gamma^4\nu)$ ,  $P_2 = O(\gamma^2\nu^2)$ ,  $P_3 = O(\gamma^2\nu^3)$  and  $P_4 = O(\nu^4)$ . To satisfy  $P_0 \gg P_i$  ( $i = 1, 2, 3, 4$ ),  $\nu$  must satisfy  $\nu^2/\gamma^2 \ll 1$ . Therefore, the condition for the effect of dark counts to be negligible is  $\nu \ll 1$  and  $\nu^2/\gamma^2 \ll 1$ .

In a teleportation experiment [2,19], where a nonlinear crystal is pumped twice by a short pulse,  $\gamma^2$  is of order  $\sim 10^{-4}$ . The conventional photon detectors (e. g., EG&G SPCM) typically have the dark count rates of order  $100 \text{ s}^{-1}$ , which gives the value of  $\nu \sim 10^{-6}$  for the coincidence time  $\sim 10 \text{ ns}$ . The single photon detectors [16] have the dark count rates of order  $10^4 \text{ s}^{-1}$ , which gives the value of  $\nu \sim 10^{-4}$  for the coincidence time  $\sim 10 \text{ ns}$ . In both cases the effect of dark counts is negligible.

## V. DISCUSSION AND CONCLUSION

In the following we consider the required property of quantum channels for the proposed purification scheme to be applicable. Assume that two photon pairs are initially prepared in the state  $|\Phi^{(+)}\rangle_{12}|\Phi^{(+)}\rangle_{34}$  and sent to Alice and Bob through noisy quantum channels. The quantum channels are assumed to have polarization-dependent transmissivities and are modeled by the state transformation

$$|1\rangle_{kL} \rightarrow (\mu_{kL}|1\rangle_{kL} + \sqrt{1 - |\mu_{kL}|^2}|1\rangle_{\bar{k}L}), \quad (35)$$

where  $k = 1, 2, 3, 4$ ,  $L = H, V$ , and  $\mu_{kL}$  is complex transmission coefficient. We introduce modes  $\bar{k}L$  to model lossy channels. The coefficients  $\mu_{kL}$  are fluctuating and we denote the average over the fluctuations as  $\langle \dots \rangle_\mu$ . The state of photon pairs received by Alice and Bob is

$$\langle (1 - P)\rho_{1234}^{n \leq 3} + P\rho_{1234} \rangle_\mu, \quad (36)$$

where  $\rho_{1234}^{n \leq 3}$  is the state containing less than four photons in total and

$$\begin{aligned} P &\equiv \frac{1}{4}(|\mu_{1H}\mu_{2H}|^2 + |\mu_{1V}\mu_{2V}|^2) \\ &\quad \times (|\mu_{3H}\mu_{4H}|^2 + |\mu_{3V}\mu_{4V}|^2), \\ \rho_{1234} &\equiv |\alpha_{12}, \beta_{12}\rangle_{12}\langle \alpha_{12}, \beta_{12}| \\ &\quad \otimes |\alpha_{34}, \beta_{34}\rangle_{34}\langle \alpha_{34}, \beta_{34}|, \\ \alpha_{12} &\equiv \frac{\mu_{1H}\mu_{2H}}{\sqrt{|\mu_{1H}\mu_{2H}|^2 + |\mu_{1V}\mu_{2V}|^2}}, \\ \beta_{12} &\equiv \frac{\mu_{1V}\mu_{2V}}{\sqrt{|\mu_{1H}\mu_{2H}|^2 + |\mu_{1V}\mu_{2V}|^2}}, \\ \alpha_{34} &\equiv \frac{\mu_{3H}\mu_{4H}}{\sqrt{|\mu_{3H}\mu_{4H}|^2 + |\mu_{3V}\mu_{4V}|^2}}, \end{aligned}$$

and

$$\beta_{34} \equiv \frac{\mu_{3V}\mu_{4V}}{\sqrt{|\mu_{3H}\mu_{4H}|^2 + |\mu_{3V}\mu_{4V}|^2}}. \quad (37)$$

If the postselection is allowed, Alice and Bob can select two photon pairs in the state  $\langle P\rho_{1234} \rangle_\mu / \langle P \rangle_\mu$ . To purify the mixed state  $\langle P\rho_{1234} \rangle_\mu / \langle P \rangle_\mu$ , this mixed state must be written in the form of Eq. (8). By comparing the matrix elements of these expressions, we obtain the condition for the purification as  $\langle P|\alpha_{12}\beta_{34} - \beta_{12}\alpha_{34}|^2 \rangle_\mu = 0$ . Using the following complex variable

$$F \equiv \frac{\alpha_{12}\beta_{34}}{\beta_{12}\alpha_{34}} = \frac{\mu_{1H}\mu_{2H}\mu_{3V}\mu_{4V}}{\mu_{1V}\mu_{2V}\mu_{3H}\mu_{4H}}, \quad (38)$$

the condition for the purification becomes  $F = 1$ . Even if  $F \neq 1$ , Alice and Bob can transform  $F$  into 1 by introducing an additional attenuation and a phase shift as long as the value  $F$  is constant. The fluctuations in the transmissivities of the quantum channels may be assumed to be independent for Alice's side and Bob's side. In this case we can introduce complex variables

$$F_A \equiv \frac{\mu_{1H}\mu_{3V}}{\mu_{1V}\mu_{3H}}, \quad (39)$$

and

$$F_B \equiv \frac{\mu_{2H}\mu_{4V}}{\mu_{2V}\mu_{4H}}, \quad (40)$$

where  $F = F_A F_B$ . Since  $F_A$  and  $F_B$  are independent, the condition for the purification is that  $F_A$  and  $F_B$  are constant.

In the special cases where each pair is received as a known pure state  $|\alpha_{12}, \beta_{12}\rangle \otimes |\alpha_{34}, \beta_{34}\rangle$ , the Procrustean method [6] can be applied to each pair. In this method, Alice and Bob perform an additional polarization-dependent transformation to discard the extra probability of the larger term in the state  $|\alpha_{12}, \beta_{12}\rangle_{12}$ . Since they manipulate one photon pair, this method is simpler than the proposed scheme to share maximally entangled state. To simplify our explanation, we consider the situations where Bob prepares the photon pairs and sends one member of each photon pair to Alice through quantum channels 1 and 3, namely  $\mu_{2H} = \mu_{2V} = \mu_{4H} = \mu_{4V} = 1$ . The Procrustean method is then applicable

when the fluctuations  $\mu_{1H}$ ,  $\mu_{1V}$ ,  $\mu_{3H}$ , and  $\mu_{3V}$  are correlated in pairwise — if the values  $F_{A1} \equiv \mu_{1H}/\mu_{1V}$  and  $F_{A3} \equiv \mu_{3H}/\mu_{3V}$  are constant, they receive the two pairs in a pure state  $|\alpha_{12}, \beta_{12}\rangle \otimes |\alpha_{34}, \beta_{34}\rangle$  with  $\alpha_{12}/\beta_{12} = F_{A1}$  and  $\alpha_{34}/\beta_{34} = F_{A3}$ . If the values  $\mu_{1H}/\mu_{3H}$  and  $\mu_{1V}/\mu_{3V}$  are constant, Bob exchanges modes 1V and 3H before the transmission, and Alice exchanges modes back to obtain each pair in a pure state. The situation is similar for the case where the values  $\mu_{1H}/\mu_{3V}$  and  $\mu_{3H}/\mu_{1V}$  are constant.

Let us consider an example in which Bob sends one member of a pair (mode 1) to Alice through a polarization maintaining fiber and one member of the other pair (mode 3) through the same fiber after a time delay  $\Delta t$ . Alice compensates the time delay  $\Delta t$  after receiving the photons. The state  $|1\rangle_{1H}$ ,  $|1\rangle_{3H}$ ,  $|1\rangle_{1V}$ , and  $|1\rangle_{3V}$  are transformed into  $e^{i\phi_H(t)}|1\rangle_{1H}$ ,  $e^{i\phi_H(t+\Delta t)}|1\rangle_{3H}$ ,  $e^{i\phi_V(t)}|1\rangle_{1V}$ , and  $e^{i\phi_V(t+\Delta t)}|1\rangle_{3V}$ , where  $\phi_H(t)$  and  $\phi_V(t)$  represent phase shifts in modes H and V induced by the fiber for photons input at time  $t$ . Since Bob initially has the photon pairs in the state  $|\Phi^{(+)}\rangle_{12}|\Phi^{(+)}\rangle_{34}$ , Alice and Bob share the photon pairs in the following states

$$\begin{aligned} & \frac{e^{i[\varphi_+(t)+\varphi_-(t)]}}{\sqrt{2}}(|1\rangle_{1H}|1\rangle_{2H} + e^{-2i\varphi_-(t)}|1\rangle_{1V}|1\rangle_{2V}) \\ & \otimes \frac{e^{i[\varphi_+(t+\Delta t)+\varphi_-(t+\Delta t)]}}{\sqrt{2}}(|1\rangle_{3H}|1\rangle_{4H} \\ & + e^{-2i\varphi_-(t+\Delta t)}|1\rangle_{3V}|1\rangle_{4V}), \end{aligned} \quad (41)$$

where  $\varphi_+(t) \equiv [\phi_H(t) + \phi_V(t)]/2$  and  $\varphi_-(t) \equiv [\phi_H(t) - \phi_V(t)]/2$ . Assuming  $\phi_H(t)$  and  $\phi_V(t)$  are temporally fluctuating, this state becomes a mixed state. For simplicity, we assume the channel is symmetric about  $H$  and  $V$ . The fluctuations of  $\varphi_+(t)$  and  $\varphi_-(t)$  are then independent, and we denote the correlation times of  $\varphi_+(t)$  and  $\varphi_-(t)$  by  $\tau_+$  and  $\tau_-$ , respectively.

We classify the situation into four cases: (a)  $\Delta t \ll \tau_+, \tau_-$ , (b)  $\tau_+ \ll \Delta t \ll \tau_-$ , (c)  $\tau_- \ll \Delta t \ll \tau_+$ , and (d)  $\tau_+, \tau_- \ll \Delta t$ . In case (a), since we can use the approximations  $\varphi_+(t) = \varphi_+(t + \Delta t)$  and  $\varphi_-(t) = \varphi_-(t + \Delta t)$ , if Bob exchanges modes 1V and 3H before the transmission and Alice exchanges back the modes, then they can share the maximally entangled photon pairs. Therefore it is not necessary to use the proposed purification scheme. In case (b), where  $\varphi_+(t) \neq \varphi_+(t + \Delta t)$  and  $\varphi_-(t) = \varphi_-(t + \Delta t)$ , the above method does not work. But the proposed scheme works in this case as the mixture of Eq. (41) has the form of Eq. (8). In case (c), where  $\varphi_+(t) = \varphi_+(t + \Delta t)$  and  $\varphi_-(t) \neq \varphi_-(t + \Delta t)$ , if Bob exchanges modes 1V and 3V before the transmission and Alice exchanges back the modes, the situation is the same as in case (b). In case (d), where  $\varphi_+(t) \neq \varphi_+(t + \Delta t)$  and  $\varphi_-(t) \neq \varphi_-(t + \Delta t)$ , Alice and Bob cannot obtain the photon pairs in the state of Eq. (8), and they cannot purify the output even if the proposed scheme are used.

In summary, we have proposed a purification scheme using linear optical elements and photon detectors. We

have investigated errors in the output state when down-converted photons and imperfect detectors are used. We have shown that the errors can be discarded by the post-selection because the error states contain less photons than the maximally entangled state. It became clear that the effect of dark counts is negligible. We have also discussed the required property of quantum channels for the proposed purification scheme.

*Note added.* After the submission of this paper, another type of purification scheme for photon pairs was proposed by Pan *et al.* [20].

## ACKNOWLEDGMENTS

We thank Kiyoshi Tamaki and Sahin K. Özdemir for helpful discussions. This work was partly supported by a Grant-in-Aid for Encouragement of Young Scientists (Grant No. 12740243) and a Grant-in-Aid for Scientific Research (B) (Grant No. 12440111) by Japan Society of the Promotion of Science.

- 
- [1] C. H. Bennett *et al.*, Phys. Rev. Lett. **70**, 1895 (1993).
  - [2] D. Bouwmeester *et al.*, Nature (London) **390**, 575 (1997).
  - [3] A. Furusawa *et al.*, Science **282**, 706 (1998).
  - [4] A. K. Ekert, Phys. Rev. Lett. **67**, 661 (1991).
  - [5] T. Jennewein *et al.*, Phys. Rev. Lett. **84**, 4729 (2000); D. S. Naik *et al.*, *ibid.* **84**, 4733 (2000); W. Tittel, J. Brendel, H. Zbinden, and N. Gisin, *ibid.* **84**, 4737 (2000).
  - [6] C. H. Bennett, H. J. Bernstein, S. Popescu, and B. Schumacher, Phys. Rev. **A53**, 2046 (1996).
  - [7] C. H. Bennett, D. P. DiVincenzo, J. A. Smolin, and W. K. Wootters, Phys. Rev. **A54**, 3824 (1996); C. H. Bennett *et al.*, Phys. Rev. Lett. **76**, 722 (1996); D. Deutsch *et al.*, *ibid.* **77**, 2818 (1996).
  - [8] S. Bose, V. Vedral, and P. L. Knight, Phys. Rev. **A60**, 194 (1999).
  - [9] M. Muraio *et al.*, Phys. Rev. **A57**, R4075 (1998).
  - [10] S. Parker, S. Bose, and M. B. Plenio, Phys. Rev. **A61**, 032305 (2000); L.-M. Duan, G. Giedke, J. I. Cirac, and P. Zoller, Phys. Rev. Lett. **84**, 4002 (2000).
  - [11] F. Morikoshi, Phys. Rev. Lett. **84**, 3189 (2000).
  - [12] S. M. Barnett, L. S. Phillips, and D. T. Pegg, Opt. Commun. **158**, 45 (1998).
  - [13] P. Kok and S. L. Braunstein, Phys. Rev. **A61**, 042304 (2000).
  - [14] A. Peres, Quantum Theory: *Concepts and Methods* (Kluwer, Dordrecht, 1993).
  - [15] A. G. White, D. F. V. James, P. H. Eberhard, and P. G. Kwiat, Phys. Rev. Lett. **83**, 3103 (2000).
  - [16] J. Kim, S. Takeuchi, and Y. Yamamoto, Appl. Phys. Lett. **74**, 902 (1999).
  - [17] B. Yurke and M. Potasek, Phys. Rev. **A36**, 3464 (1987); D. R. Truax, *ibid.* **D31**, 1988 (1985).

- [18] J. -W. Pan, D. Bouwmeester, H. Wienfurter, and A. Zeilinger, Phys. Rev. Lett. **80**, 3891 (1998).
- [19] D. Bouwmeester, J. -W. Pan, H. Weinfurter, and A. Zeilinger, e-print quant-ph/9910043
- [20] J. -W. Pan, C. Simon, C. Brukner, and A. Zeilinger, e-print quant-ph/0012026