

Coherent Mechanism of Robust Population Inversion

J. Vala, and R. Kosloff

*Fritz Haber Research Center for Molecular Dynamics and Department of Physical Chemistry,
Hebrew University, Jerusalem, 91904, Israel*

A coherent mechanism of robust population inversion in atomic and molecular systems by a chirped field is presented. It is demonstrated that a field of sufficiently high chirp rate imposes a certain relative phase between a ground and excited state wavefunction of a two-level system. The value of the relative phase angle is thus restricted to be negative and close to 0 or $-\pi$ for positive and negative chirp, respectively. This explains the unidirectionality of the population transfer from the ground to the excited state. In a molecular system composed of a ground and excited potential energy surface the symmetry between the action of a pulse with a large positive and negative chirp is broken. The same framework of the coherent mechanism can explain the symmetry breaking and the population inversion due to a positive chirped field.

arXiv:quant-ph/0012062v2 8 Feb 2001

Radiation induced transfer, of ground state population, to a designated excited state is an extremely useful quantum manipulation. Such a manipulation sets the stage for subsequent clean experiments which are free from disturbances from ground state population. In coherent control as well as in quantum computing a complete population transfer can be used to prepare an almost pure initial state which is a prerequisite for many manipulations.

The direct approach to population inversion by applying a π pulse is plagued by the inability to precisely control the intensity and time duration of the excitation pulse. Moreover inhomogeneity in the sample, in particular the orientation of the transition dipoles related to the impinging field further hinder the direct approach. For a two-level-system (TLS) the solution to the inversion problem is known as adiabatic following¹⁻³. Using a sufficiently chirped field so that the change in instantaneous frequency is small relative to the Rabi frequency, adiabatic conditions prevail resulting in a unidirectional population transfer.

For a molecular system composed of two potential surfaces (TPS) the problem of robust complete population transfer from the ground electronic state to the excited one becomes more difficult. Cao, Bardeen and Wilson^{4,5} suggested a population inversion scheme also based on a chirped excitation pulse. Their explanation was given in the form of a wavepacket picture. A chirp leads to prolongation of the pulse duration while conserving the total spectral band-width. In the case of linear chirp, a new, instantaneous band-width can be identified as the reciprocal value of the total pulse duration. Population transfer between two molecular potentials then has two aspects. The total band-width of the pulse addresses both potentials at a certain range of the molecular internuclear distance where available Bohr frequencies correspond to the pulse spectrum. However the population transfer itself takes place through narrower coupling window defined by the instantaneous bandwidth. In the case of positive chirp, the ground state population is sequentially promoted to the excited state through the instantaneous window which moves from lower to higher interpotential energy difference. However, the excited state wavepacket moves in the opposite direction due to the potential gradient. Thus a new portion of the wavepacket, just being transferred, does not interfere with the old one preventing the stimulated emission from happening. The result is the population inversion between two molecular electronic Born-Oppenheimer potentials.

In the present letter we present a unified viewpoint based on a simple coherent control analysis which can explain the mechanism of robust complete population transfer in both the two-level system (TLS) as well as for the two potential surface (TPS) scenario. The basic idea is to employ a control local in time which monotonically directs the system to its final objective.

A robust manipulation is obtained if a unidirectional approach toward the target of control is maintained. In the present case we want to control the total change in population $\frac{dN_g}{dt}$. Where N_g is either the ground state population in the TLS or the expectation of the projection on the ground electronic surface i.e. $N_g = \langle \hat{\mathbf{P}}_{\mathbf{g}} \rangle = \int |\psi_g(r)|^2 dr$. In both cases the Heisenberg equation of motion for the change of the ground state population induced by an electromagnetic field becomes^{6,7}:

$$\frac{dN_g}{dt} = \frac{2}{\hbar} |\langle \psi_e | \hat{\mu} | \psi_g \rangle| |E(t)| \sin(\phi_\mu + \phi_E) \quad (0.1)$$

where $\langle \psi_e | \hat{\mu} | \psi_g \rangle$ is the transition dipole moment, $E(t)$ is the electromagnetic field and ϕ_μ

and ϕ_E are phase angles of the transition dipole and the field, respectively. ψ_i , $i=g,e$ is a ground and excited state wavefunction, respectively.

Applying Eq. (0.1) to the unidirectional population transfer $\psi_g \rightarrow \psi_e$ implies $\frac{dN_g}{dt} \leq 0$, which is controlled by the sum of phase angles ϕ_μ and ϕ_E . The phase of transition dipole $\langle \psi_e | \hat{\mu} | \psi_g \rangle$ is assembled during the excitation process and is therefore a function of the history of the amplitude and phase of the excitation field. If initially all the population resides on the ground state its initial phase has no relevance since it does not alter the phase of the transition dipole.

A chirped electromagnetic field of Gaussian envelope in frequency representation has the following form⁴

$$\tilde{E}(\omega) = \tilde{E}(\omega_0) \exp\left[-\frac{(\omega - \omega_0)^2}{2\Gamma^2} - i\chi' \frac{(\omega - \omega_0)^2}{2}\right] \quad , \quad (0.2)$$

where ω_0 is the transform-limited carrier frequency of the field, Γ is the spectral bandwidth of the pulse and χ' is the chirp rate in energy representation given by $dt/d\omega$. The chirp rate term causes a phase shift of each spectral component of the field proportional to its 'distance' from the carrier frequency. The field in time representation is given by its Fourier transform

$$E(t) = E_0 \exp\left[-\frac{t^2}{2\tau^2} - i\omega_0 t - i\chi \frac{t^2}{2} + i\phi_E\right] \quad , \quad (0.3)$$

where χ is the linear chirp rate in the time representation $d\omega/dt$. Chirp results in prolongation of the pulse in time domain reducing local field intensity to conserve the total pulse energy $\tau^2 = 1/\Gamma^2 + \Gamma^2\chi'^2$. The chirp rate in time and frequency representations are then related by the formula $\chi = \chi' \cdot \Gamma^2 / \tau^2$.

Without losing generality ϕ_E can be set to zero because a constant phase of the field maps onto the phase of the transition dipole moment. In this case the direction of the population transfer will be determined by the induced instantaneous phase of the transition dipole $\langle \psi_e | \hat{\mu} | \psi_g \rangle = |\langle \psi_e | \hat{\mu} | \psi_g \rangle| e^{i\phi_\mu}$. A phase angle $-\pi < \phi_\mu < 0$ throughout the process will guarantee a monotonic and robust population transfer.

To verify this insight on the mechanism, a numerical scheme to solve the time dependent Schrödinger equation (TDSE)

$$i\hbar \frac{\partial}{\partial t} \begin{pmatrix} \psi_e \\ \psi_g \end{pmatrix} = \begin{pmatrix} \hat{\mathbf{H}}_e & -\mu E(t) \\ -\mu E(t)^* & \hat{\mathbf{H}}_g \end{pmatrix} \begin{pmatrix} \psi_e \\ \psi_g \end{pmatrix} \quad (0.4)$$

is employed for both the TLS and TPS. An initial state is propagated in time using a Chebychev polynomial expansion of the evolution operator⁸. The propagation was realized in discrete steps with a time increment shorter by two-orders of magnitude than the pulse duration. For a TPS, we used the Fourier grid representation of the wavefunction and the quantum operators⁹. Typical computation parameters, summarized in Tab. I, were chosen by the criteria of a correct representation of the wavepacket in coordinate as well as in momentum spaces.

TABLE I. The typical values of the propagation parameters. The grid parameters are related only to a TPS.

Parameters	Typical value	Units
Time step	$4\pi/10$	a.u.
Number of time steps	200	
Pulse duration	$\sqrt{\pi/2}$	a.u.
Typical maximal Rabi frequency	1	a.u.
Width of the initial wavepacket	0.1	a.u.
Initial position of the wavepacket	0	a.u.
Grid spacing	0.05	a.u.
Number of grid points	256	

The reference TLS case is obtained by an on-resonant transform-limited Gaussian pulse, with integrated intensity which causes a complete 2π cycling from the ground state to the excited state and back. The top panel of Fig. 1 shows the total population on the ground state N_g as well as its time derivative $\frac{dN_g}{dt}$, both obtained independently from quantum wavefunctions propagated in time. The phase or the imaginary part the transition dipole moment gains first negative values making $dN_g/dt < 0$. Once all the population is transferred to the excited state, the imaginary part of the transition dipole moment changes sign and redirect the population flow back to the ground state.

The lower panels show the same process upon increasing the chirp rate. It is evident that the symmetry between excitation and deexcitation is broken leading eventually with sufficient chirp rate, to a monotonic population transfer. The imaginary part of the transition dipole moment is restricted to negative values in that case.

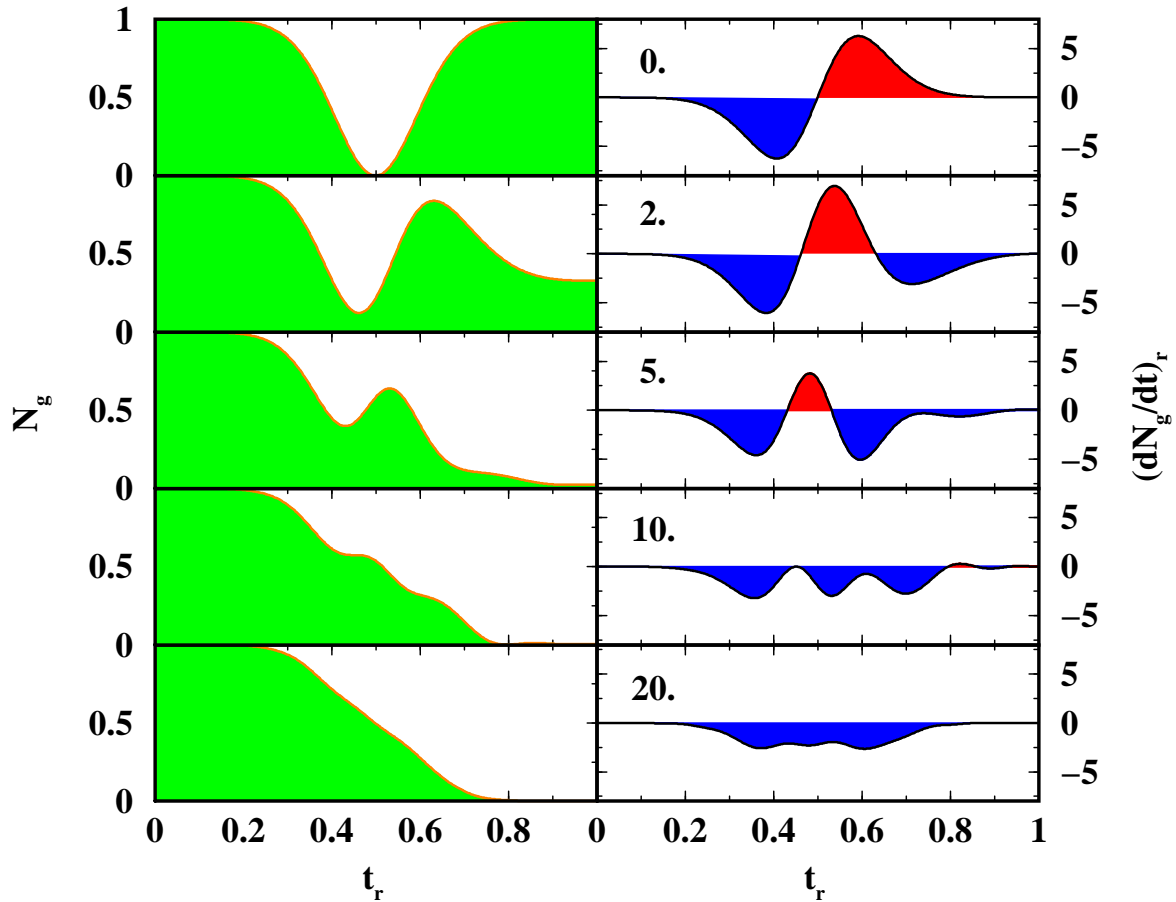


FIG. 1. The evolution of the ground state population $N_g(t)$ (left) and the imaginary part of the transition dipole moment multiplied by the field amplitude (right). The normalized time is defined as $t_r = t/(6\tau_{\chi'=0}.f)$ and $(dN_g/dt)_r = (6\tau_{\chi'=0}.f)dN_g/dt$ is the rate of change in the normalized time units. $\tau_{\chi'=0}$ is the pulse duration for a transform-limited pulse ($\chi' = 0$) and f is the ratio of pulse duration between the chirped and unchirped cases. The numbers indicate the value of the chirp rate.

Fig. 2 displays the transition dipole trajectories during the excitation process. For the on-resonant transform-limited pulse, the trajectory lies on the imaginary axis and the

corresponding relative phase angle switches between $-\pi/2$ and $\pi/2$. With increasing chirp rate the trajectories also obtain a real component positive for the positive chirp and *vice versa*. For the chirped field case more time is spent in the negative imaginary part of the complex plane. With sufficient chirp the whole trajectory is maintained in the negative imaginary quadrants. The perfect symmetry of the trajectories with respect to pulses with positive and negative chirp is obvious for this TLS case.

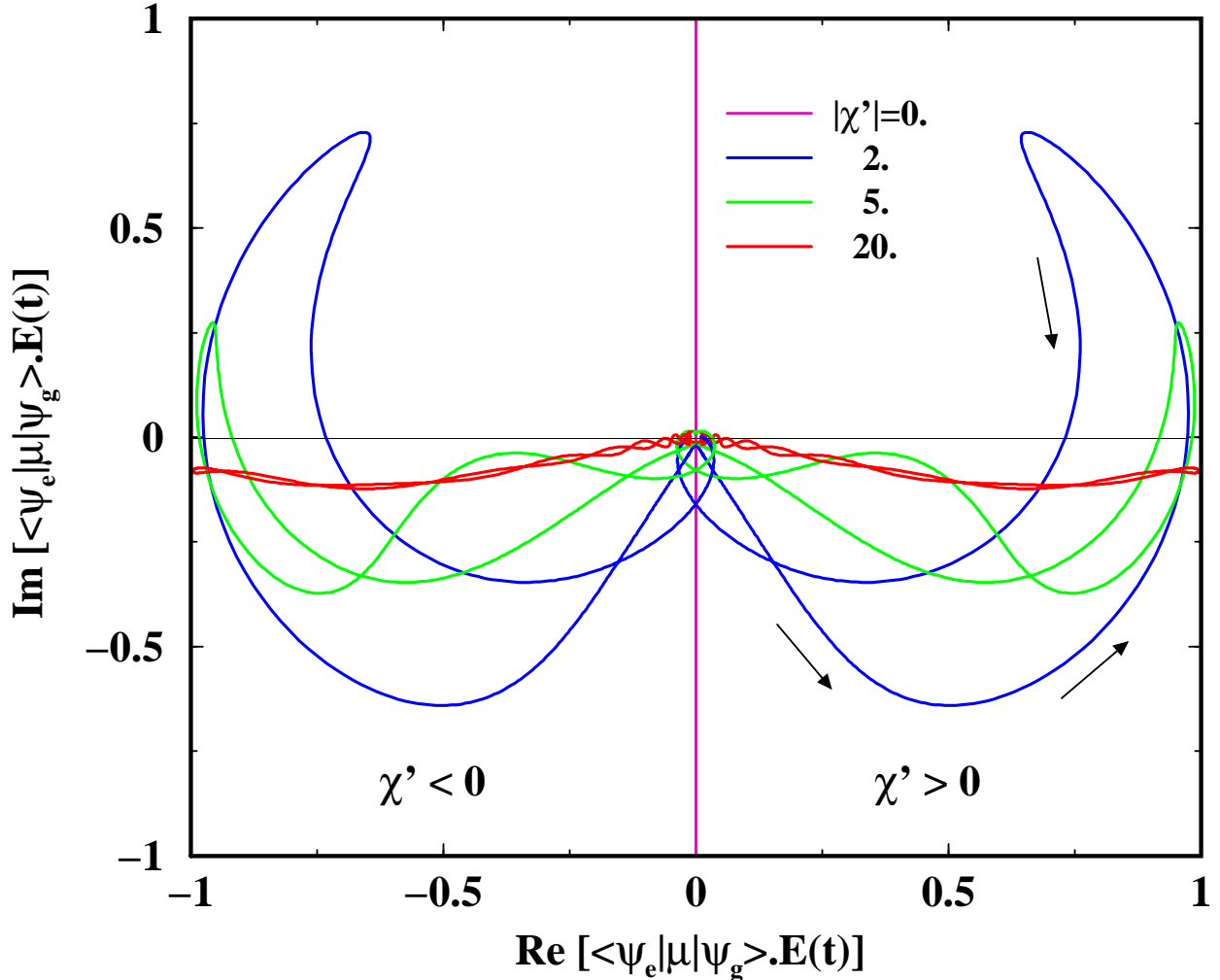


FIG. 2. Trajectories of the transition dipole moment, renormalized by its maximal amplitude, for excitation by the transform limited (on the imaginary axis) and chirped pulsed field of positive and negative chirp rates.

Chirped field excitation in a molecular systems is more involved due to the inherent dynamics of nuclear wavepackets on the ground and excited electronic potentials. A two-potential model is studied consisting of a flat ground state and a linearly decreasing excited state potential. The field is assumed to be sufficiently broad band to address all the initial nuclear configurations on the ground electronic state. The intensity of the field is sufficient to transfer all the population.

Positive chirp results in complete population inversion. The instantaneous coupling window given by the instantaneous frequency of the chirped field moves in the direction from

lower to higher Bohr frequency of the system. The excited wavepacket moves in the opposite direction due to the excited potential gradient^{4,5}. The evolution of the imaginary part of the transition dipole is restricted to negative values locally in the instantaneous coupling window and thus the population transfer is unidirectional from the ground electronic potential.

Negative chirp leads to a different result. The coupling window now moves in the same direction as the excited state population. Due to this evolution the excited wave-packet gains an extra phase which breaks the subtle phase relations between the nuclear populations on the electronic potentials coupled by the field. The corresponding evolution of the imaginary part of the transition dipole moment is thus not restricted to negative values and the population transfer is not unidirectional as can be seen in Fig. 3.

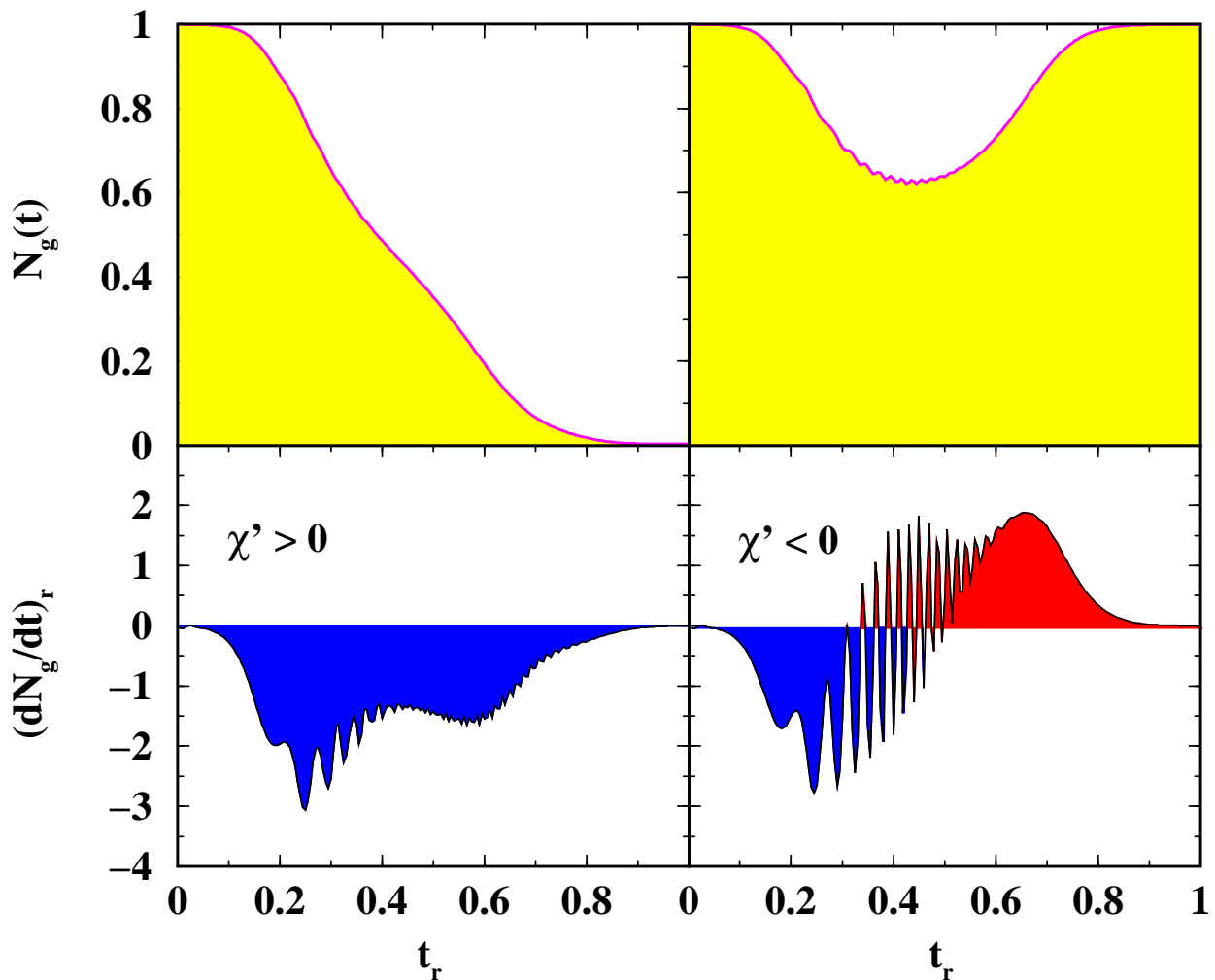


FIG. 3. Chirped field population transfer for $\chi' = 20$ in a two-potential system $V_g(r) = 0$. and $V_e(r) = -2.r$. The positive chirp rate results in robust population inversion (invariant with variation of field and system parameters in a certain extent). On the other hand, the negative chirp rate leads to the break-down of robust population transfer efficiency and can give any possible result in dependence on the parameters (here the zero transfer is apparently accidental). The relative quantities are defined in Fig. 1, the intensity is stronger by the factor of five.

To understand the physical origin of this behavior, the TDSE for the excited state wave-

function, which is initially of zero amplitude, is solved formally,

$$|\psi_e(t)\rangle = i \int_0^t d\tau e^{-\frac{i}{\hbar}\hat{\mathbf{H}}_e(t-\tau)} \hat{\mu} E(\tau) |\psi_g(\tau)\rangle \quad (0.5)$$

The result is then used to reformulate the rate of the ground state population flow given in Eq. 0.1,

$$\frac{dN_g}{dt} = -\frac{2}{\hbar} \text{Im} \left[i \int_0^t d\tau \langle \psi_g(t) | \hat{\mu} e^{-\frac{i}{\hbar}\hat{\mathbf{H}}_e(t-\tau)} \hat{\mu} | \psi_g(\tau) \rangle E^*(t) E(\tau) \right] \quad (0.6)$$

For a TLS coupled by an on-resonant field, the $|\psi_g(t)\rangle$ is known to be $\cos(|\hat{\mu}E(t)|t)|\psi_g(0)\rangle^{11}$. The field term in the Eq. 0.6, proportional to $e^{i\omega(t-\tau)}$, cancels the excited state free evolution term and the integration leads to the following expression

$$\frac{dN_g}{dt} = -\frac{2}{\hbar} \langle \psi_g(0) | \hat{\mu}^2 | \psi_g(0) \rangle E_0 \sin(2\Omega t) \quad (0.7)$$

where we used a square pulse $E_0 e^{-i\omega(t)}$ for the sake of simplicity. This solution shows that the alternation of the relative phase angle between the ground and excited state TLS wavefunctions due to the on-resonant Rabi cycling is strictly $\mp\pi/2$ in accord with our numerical results, see Fig. 2.

Equivalently, the field exerts always the same relative phase between the levels from and to which the population is being transferred, and that is $+\pi/2$. Since the relative phase concept does not have any meaning when only one of the levels of a TLS is populated, the turning points of the on-resonant Rabi cycling are singular from the point of view of the relative phase.

In the case of a transform-limited off-resonant population transfer, an additional oscillatory term $e^{-i\Delta(t-\tau)}$ appears inside the integral in Eq. 0.6 due to the difference Δ between the system Bohr frequency ($\hbar\hat{\mathbf{H}}_e$) and the frequency of the field. This term leads to an extra rotation of the relative phase in one direction and results in faster and less efficient population transfer.

A linear chirping of the field leads to a variation of the detuning with time which changes its sign and hence inverts the relative phase rotation in the middle of the process. As the detuning approaches the resonance point, the extra phase rotation slows down and eventually changes its direction. As a result, the relative phase between both levels is pushed back to values in the negative imaginary half of the complex plane and the population transfer stays unidirectional.

An extra feature in the two potential model (TPS) compared to the two level system (TLS) is the wavepacket dynamics on both the ground and excited electronic potentials. This dynamics induces an additional relative phase shift which then modifies the total relative phase relation between the ground and excited state wavefunction and hence the population transfer. This is particularly important when the timescale of the dynamics is comparable or higher than the timescale of the coupling window motion given by the chirp rate, and both have the same orientation, *i.e.* the case of the negative chirp rate. The process then does not result in robust population inversion and can lead to any result according to the field and molecular parameters.

If the dynamics are slow compared to the pulse duration this additional phase shift can be omitted. This is the case in photoassociation of ultra cold atoms where the dynamics is slowed down¹⁰. Under these conditions the TPS is continuously approaching the TLS limit. Alternatively, the same effect can be achieved in ultrafast spectroscopy where the pulse duration can be made shorter than the dynamics^{7,11}.

ACKNOWLEDGMENTS

This research was supported by the Israel Science Foundation administered by the Israel Academy of Science. The Fritz Haber Research Center is supported by the Minerva Gesellschaft für die Forschung, GmbH München, FRG.

-
- ¹ L. Allen and J. H. Eberly, *Optical Resonance and Two-Level Atoms*, (Dover Publications, Inc., New York, 1987).
- ² Denise Sawicki and J. H. Eberly "Perfect following in the diabatic limit," *Opt. Express*, **4** 217-222 (1999), <http://www.opticsexpress.org/oearchive/source/9096.htm>
- ³ Y. B. Band and O. Magnes, "Chirped adiabatic passage with temporally delayed pulses," *Phys. Rev. A* **50**, 584-594 (1994).
- ⁴ J. Cao, C. J. Bardeen and K. R. Wilson, "Molecular π Pulse for Total Inversion of Electronic State Population," *Phys. Rev. Lett.* **80**, 1406-1409 (1998).
- ⁵ J. Cao, C. J. Bardeen and K. R. Wilson, "Molecular π pulses: Population inversion with positively chirped short pulses," *J. Chem. Phys.* **113**, 1898-1909 (2000).
- ⁶ R. Kosloff, A. D. Hammerich and D. Tannor, "Excitation without demolition: Radiative excitation of ground-surface vibration by impulsive stimulated Raman scattering with damage control," *Phys. Rev. Lett* **69**, 2172-2175 (1992).
- ⁷ S. A. Rice and M. Zhao, *Optical Control of Molecular Dynamics*, (John Wiley and Sons, New York 2000).
- ⁸ R. Kosloff, *Propagation Methods for Quantum Molecular Dynamics*, *Annu. Rev. Phys. Chem.* **45**, 145-178 (1994).
- ⁹ R. Kosloff, *Quantum Molecular Dynamics on Grids.*, in R. E. Wyatt and J. Z. Zhang, editor, *Dynamics of Molecules and Chemical Reactions*, pages 185-230, Marcel Dekker, (1996).
- ¹⁰ J. Vala, O. Dulieu, F. Masnou-Seeuws, P. Pillet and R. Kosloff, "Coherent control of cold-molecule formation through photoassociation using a chirped-pulsed-laser field," *Phys. Rev. A* **63**, 013412 (2001).
- ¹¹ G. Ashkenazi, U. Banin, A. Bartana, R. Kosloff and S. Ruhman, "Quantum Description of the Impulsive Photodissociation Dynamics of I_3^- in Solution," *Adv. Chem Phys.* **100**, 229-315 (1997).