

Optimal local implementation of non-local quantum gates

J. Eisert¹, K. Jacobs², P. Papadopoulos³ and M.B. Plenio³

1 Institut für Physik, Universität Potsdam, 14469 Potsdam, Germany

2 T-8, Theoretical Division, Los Alamos National Laboratory, Los Alamos, New Mexico, 87545 USA

3 Optics Section, The Blackett Laboratory, Imperial College, London SW7 2BW, England

We investigate the minimal resources that are required in the local implementation of non-local quantum gates in a distributed quantum computer. Both classical communication requirements and entanglement consumption are investigated. We present general statements on the minimal resource requirements and present optimal procedures for a number of important gates, including CNOT and Toffoli gates. We show that one bit of classical communication in each direction is both necessary and sufficient for the non-local implementation of the quantum CNOT, while in general two bits in each direction is required for the implementation of a general two bit quantum gate. In particular, the state-swapper requires this maximum classical communication overhead. Extensions of these ideas to multi-party gates are presented.

PACS: 03.67.-a

I. INTRODUCTION

A quantum computer [1–3] allows, in principle, for the efficient solution of some problems that are intractable on a classical computer, the most striking example being the factorization of large numbers [4,5]. However, the practical problems involved in the actual construction of a quantum computer of an interesting size (certainly more than 50 qubits) that is capable of performing a sufficiently large number of logical gates (a few hundred appear as a lower limit for an interesting problem involving 50 qubits) are daunting. Problems range from fundamental effects such as decoherence and dissipation, experimental imperfections for example in the timing, length and intensity of the laser pulses to the non-trivial task of storing and isolating reliably a large number of qubits [3,6–8]. In fact, in proposals such as ion trap or the cavity QED implementations it seems problematic to store and process very large numbers of qubits in a single ‘processor’. A possible way out would be the construction of a quantum computer not as a local device that contains all qubits in a single processor, but to build it from the outset as a multi-processor device where each processor contains only a small number of qubits. Such a ‘distributed quantum computer’ can be viewed as a generalization of a quantum communication network in which each node can act as a sender or receiver and contains only a small number of qubits. Distributed quantum computation has been considered previously by Grover [9], and he demonstrated that the solution of a phase estimation problem can be obtained efficiently with such a device assuming ideal conditions. It was later shown, that even under non-ideal conditions, i.e., in the presence of decoherence, a distributed quantum computer can be superior to a classical computer in terms of the resources that are required for the solution of the phase estimation problem [10]. However, these investigations considered the specific problem of phase estimation and did not address the question of universal quantum computation. Before one is able to consider the physical resource efficiency of a distributed quantum computer in general, it is necessary to establish first optimal implementations of quantum

gates between qubits that are located in different nodes of the distributed quantum computer. This problem is addressed in this paper. We present optimal protocols implementing gates that affect qubits in different nodes (here dubbed non-local gates) only using local operations and classical communication (LOCC) and previously shared entanglement. Optimality is measured in terms of the consumption of the basic experimental resources of entanglement and classical communication between nodes. We present general theorems that give lower bounds on the resources required for the implementation of quantum gates and for several universal quantum gates we present optimal implementations. We also discuss the general structure of the classical communication transfer in these implementations.

It should be noted that the issue addressed in the present paper is different from the question as to whether (and how) a particular entanglement transformation is possible under local quantum operations and classical communication [11] in that in the course of the non-local implementation of a quantum gate the initial state is not known in advance. Instead, with the use of shared entanglement particular joint unitary operations between several parties are simulated.

In Section II we begin with an investigation of two-qubit gates. We establish some lower bounds on the resources that are required to implement two-qubit gates and present optimal implementations for a number of important gates. In particular we present a protocol that implements a CNOT gate consuming one ebit of entanglement and using only one classical bit of communication between the two parties. We then proceed in Section III to study multi-party gates such as Toffoli gates and other more general multi-party quantum gates again presenting bounds on the required physical resources and optimal protocols for some important classes of gates.

II. NON-LOCAL TWO-QUBIT GATES

General single-bit rotations together with a CNOT gate are sufficient to implement any multi-qubit unitary transforma-

tion. This implies that the resource requirements for the implementation of a CNOT gate are a limiting factor in the construction of general unitary transformations in a distributed quantum computer. For this reason we investigate first the CNOT gate.

Theorem 1 *One bit of classical communication in each direction and one shared ebit is necessary and sufficient for the non-local implementation of a quantum CNOT gate.*

Proof: (i) *Necessity:* To demonstrate that one bit of communication in each direction is necessary we first note that the procedure consists of local operations and classical communication. As local operations cannot transmit information from Alice to Bob, or vice versa, all information which has been sent at the end of the operation must have been sent classically. Consider now the CNOT quantum gate. If the target qubit is initialised in the state $|0\rangle$, then its final state will be $|0\rangle$ or $|1\rangle$ depending on the initial state of the control qubit being $|0\rangle$ or $|1\rangle$ respectively. Therefore, the final result of the gate in this case is the communication of one bit of information from Alice (holding the control qubit) to Bob (holding the target qubit). Consequently, in the non-local implementation, one bit of classical information must have been sent classically from Alice to Bob. The reason for this can be seen from an elegant argument presented in the figure caption of the last figure in [12] (see [13] for more details). In short, assume that Alice needs to send less than one bit. In that case she could omit sending the bit and force Bob to make a guess. As he would guess the correct answer with a probability larger than $1/2$, Alice and Bob could then use error correction codes to establish a perfect channel and would end up with a superluminal communication channel. To see that one bit must also have been sent from Bob to Alice, we need merely note that in the basis $|\pm\rangle = (|0\rangle \pm |1\rangle)/\sqrt{2}$ the role of control and target in a CNOT gate are reversed. Consequently, if Alice's particle is prepared in the standard state $|+\rangle$ and Bob chooses to prepare his particle either in state $|+\rangle$ or $|-\rangle$, Alice will, after the application of the CNOT gate, hold a particle which is either in state $|+\rangle$ or $|-\rangle$ depending on the state Bob's particle has been prepared in. Therefore one bit of information has been transmitted from Bob to Alice. As the implementation of the CNOT must be independent of the initial state, the procedure must allow for one bit of communication in each direction, and as a consequence the non-local implementation must involve, as a minimum, one bit of communication in both directions.

That one ebit is required can be seen from the fact that a CNOT gate acting on the initial state $(|0\rangle_A + |1\rangle_A)|0\rangle_B$ leads to a maximally entangled state $(|00\rangle_{AB} + |11\rangle_{AB})$. As the amount of entanglement cannot be increased by local operations, this implies that the non-local implementation of a CNOT gate must consume at least one ebit.

(ii) *Sufficiency:* In the following we construct a quantum circuit which performs the CNOT non-locally using one ebit and the transmission of one classical bit in each direction.

This quantum circuit is given in figure 1. The CNOT is performed between the qubits A and B . Alice holds the qubits A and A_1 , and Bob holds the qubits B and B_1 . The wavy line connecting A_1 and B_1 signifies that they are entangled. In particular we will choose their initial state to be $(|00\rangle + |11\rangle)/\sqrt{2}$. The initial state of A is necessarily arbitrary, and so is given by $\alpha|0\rangle_A + \beta|1\rangle_A$. The initial state of B is also arbitrary, and is given by $\gamma|0\rangle_B + \delta|1\rangle_B$. Time now flows from left to right in figure 1. First a local CNOT is performed with A as the control and A_1 as the target. After this the combined state of A , A_1 and B_1 is

$$\frac{1}{\sqrt{2}}(\alpha|000\rangle + \alpha|011\rangle + \beta|110\rangle + \beta|101\rangle)_{AA_1B_1}. \quad (1)$$

Alice then performs a measurement on A_1 in the computational basis, and the line corresponding to this qubit terminates. The result of the measurement is one bit of information, which is communicated to Bob, and this communication is denoted by the dashed line. If the result is $|0\rangle$ Bob does nothing, and if the result is $|1\rangle$ Bob performs the not operation. At this point the combined state of A and B_1 is $\alpha|00\rangle_{AB_1} + \beta|11\rangle_{AB_1}$. That is, we have now effectively performed a CNOT between A and B_1 , in which the initial state of B_1 was $|0\rangle$. Now particle B_1 contains the necessary information about the state of A . We can now perform a CNOT between B_1 and B . The combined state of A , B_1 and B is now

$$\frac{1}{\sqrt{2}}(\alpha\gamma|000\rangle + \alpha\delta|001\rangle + \beta\delta|110\rangle + \beta\gamma|111\rangle)_{AB_1B}. \quad (2)$$

All we have to do is to remove B_1 from the state. This is done by performing a Hadamard transformation on B_1 , and then measuring B_1 in the computational basis, at which point the line denoting B_1 terminates. The result of the measurement (one bit) is communicated to Alice. If the result is '0' Alice does nothing, and if the result is '1' she performs a (state-independent) σ_z operation on particle A . This completes the non-local CNOT. ■

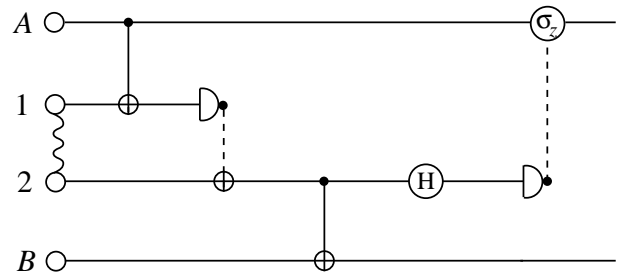


FIG. 1. A quantum circuit to perform the CNOT non-locally with minimal classical communication. Alice has the qubits A and A_1 , and Bob has B and B_1 . Alice and Bob are only allowed to communicate classically, and this communication is represented by the dashed lines. Each dashed line denotes one bit of communication.

Theorem 2 *A control- U gate can be implemented using one shared ebit and one bit of classical communication in each direction.*

Proof: A control-U gate is defined as a gate that applies the identity on the target qubit if the control bit is in state $|0\rangle$ and it applies the unitary operator U to the target if the control qubit is in state $|1\rangle$. The same quantum circuit as in Fig. 1 can be used except that the CNOT gate on Bobs side is replaced by a control-U gate. ■

In general a single application of a control-U gate cannot be employed to create one e-bit from an initial product state of two qubits. Furthermore, the amount of classical information that can be sent from Alice to Bob via a general control-U gate is less than one bit. This raises the question as to whether such a control-U gate can be implemented with less resources than a full ebit and one classical bit of communication in each direction. Clearly this will not be possible when we only wish to implement a single instance of a control-U gate. However, it may be conceivable that one has a situation in which one needs to carry out a large number of control-U gates simultaneously. In that case it is conceivable that this could be done with less than 1 ebit of entanglement per gate and less than one bit of classical communication in each direction. However, this turns out to be a difficult question and we have been unable to find such a scheme.

Let us now move on to investigate general two-qubit quantum gates to establish the minimum resource requirements for their implementation.

Theorem 3 *Two bits of classical communication in both directions and two shared ebits is sufficient for the non-local implementation of a general two-bit gate.*

Proof: To demonstrate that this amount of communication is sufficient to implement all quantum operations we need merely invoke quantum teleportation. Any operation may be performed by teleporting Alice’s state to Bob, at which point Bob may locally perform the operation, and then teleport the resulting state back to Alice. This procedure requires two bits of communication in each direction and 2 shared ebits [12,16] ■

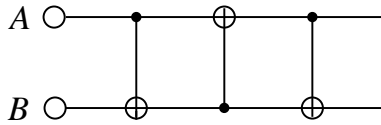


FIG. 2. A state swapper implemented by means of three quantum CNOT gates.

Moreover, there are two-qubit gates that require two bits of classical communication in each direction and consumes 2 ebits. An example is the state-swapper, which may be written as three CNOT gates, one after the other, with Alice as the control, target, and then control, in that order (see Fig. 2). To show that two bits of classical communication are required (each way) in the non-local implementation of this

gate, we need to show that this amount of information may be communicated from Alice to Bob (and vice versa) when the gate is performed. To do this we merely have to note that at the completion of the gate Alice has sent her state to Bob. Now, this state could have been initially in a maximally entangled state with a qubit that Bob possesses. Dense coding tells us that this enables Alice to send two bits of information to Bob [17]. Naturally, Bob can use the same procedure to send two bits of information to Alice. Therefore, in a non-local implementation, the state swapper requires at least two bits of communication in each direction. An analogous argument shows that the state swapper would also require two shared ebits, as a state swapper can be used to establish two ebits from a product state. To achieve this one simply applies the state swapper to particles A_2 and B_2 of the state $(|00\rangle_{A_1A_2} + |11\rangle_{A_1A_2})(|00\rangle_{B_1B_2} + |11\rangle_{B_1B_2})$.

It is remarkable that the swap gate requires only two shared ebits as it can be shown that three CNOT gates are necessary to implement it when one employs the ordinary gate array picture using a universal set of quantum gates that is made up of CNOT gates and local unitary operations [18]. This observation may be useful, as it demonstrates that in some cases the use of entanglement can be replaced partially by local measurements and classical communication.

Before we move on to investigate the implementation of non-local multi-party gates we would like to analyze the structure of the classical information transfer involved in the gate implementation somewhat further. In both examples discussed above it turned out that the classical information transfer between the two parties is symmetric, i.e., the same number of bits need to be sent from Alice to Bob and vice versa. Likewise, the amount of classical information that can be sent using these two-qubit gates is also the same in each direction. It is therefore quite natural to ask whether this is the case in general. Indeed we have not been able to find a counter-example and we therefore make the following two closely related conjectures.

Conjecture 4 *The minimal amount of classical communication required to implement any two-party quantum gate with one qubit associated with each party and shared M ebits, $M = 1, 2$, is always the same in each direction.*

Conjecture 5 *The amount of classical information that can be sent via any two-qubit gate is the same in each direction.*

While these conjectures appear natural, we have not been able to find general proofs for them. However, we have been able to confirm both of them for a number of classes of two-qubit quantum gates. An example of a gate which has the same classical information capacity in both directions is the CNOT gate whose optimal implementation has been described above. How can we see that a quantum gate is symmetric with respect to its capability for classical information transfer? Before we move on to the most general case, let us consider the CNOT gate. Imagine we have the ability to perform a CNOT gate with Alice as the control and Bob as the

target. Using this gate and local operations only, we can then also implement a CNOT with Alice as a target and Bob as a control, simply by applying a Hadamard gate to each qubit both before and after the CNOT, see Fig. 3.

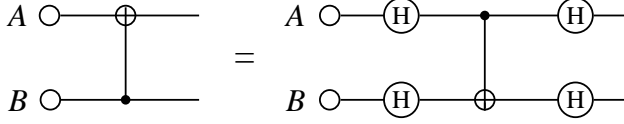


FIG. 3. A CNOT gate, with A as control and B as target, surrounded by Hadamard gates is equivalent to a CNOT gate with A as target and B as control.

The two versions of the CNOT gate are also related via the (nonlocal) state swapper.

$$U_{\text{CNOT}}^{BA} = U_{ss} U_{\text{CNOT}}^{AB} U_{ss}^\dagger = (H \otimes H) U_{\text{CNOT}}^{AB} (H \otimes H). \quad (3)$$

where U_{CNOT}^{AB} represents the CNOT gate with A as a control and B as a target and U_{ss} denotes the state swapper. In general if we can achieve the transformation $U_{BA} \equiv U_{ss} U_{AB} U_{ss}^\dagger$ from U_{AB} and purely local operations, i.e., if there exist local one-qubit unitary operators U_1, U_2, U_3 and U_4 for which we have

$$U_{BA} = U_{ss} U_{AB} U_{ss}^\dagger = (U_1 \otimes U_2) U_{AB} (U_3 \otimes U_4) \quad (4)$$

then Eq. (4) is a sufficient condition for the classical information transmission capacities in each direction to be equal. In the following we will determine some sets of quantum gates U_{AB} for which Eq. (4) holds.

Let us begin with a slightly simpler problem. Suppose that we have a two-qubit quantum gate $V_1 \in U(4)$. V_1 can be expressed in terms of its generator as $V_1 = \exp(iH_1)$, where the generator H_1 is a Hermitean operator. We now define another quantum gate V_2 as

$$V_2 \equiv U_{ss} V_1 U_{ss}^\dagger = U_{ss} e^{iH_1} U_{ss}^\dagger = e^{iU_{ss} H_1 U_{ss}^\dagger} \equiv e^{iH_2} \quad (5)$$

where the generator H_2 of V_2 is clearly a Hermitean operator. Our goal can therefore be reformulated as: For which unitary operators V_1 can we write V_2 as $V_2 = (U_1 \otimes U_2) V_1 (U_1^\dagger \otimes U_2^\dagger)$, or equivalently for which generators H_1 of V_1 can we write

$$H_2 \equiv U_{ss} H_1 U_{ss}^\dagger = (U_1 \otimes U_2) H_1 (U_1^\dagger \otimes U_2^\dagger). \quad (6)$$

Note that this is less general than the transformation in Eq. (4). It is useful to realize that both the unitary operator V_1 and its generator H_1 are diagonal in the same basis, say $\{|\phi_i\rangle, i = 1, 2, 3, 4\}$. Furthermore, we can decompose H_1 with respect to its eigenvectors as $H_1 = \sum_i \lambda_i |\phi_i\rangle \langle \phi_i| \equiv \sum_i \lambda_i \rho_i$, where λ_i is the eigenvalue of H_1 corresponding to the eigenvector $|\phi_i\rangle$. Consequently, Eq. (6) becomes

$$\sum_i \lambda_i U_{ss} \rho_i U_{ss}^\dagger = \sum_i \lambda_i (U_1 \otimes U_2) \rho_i (U_1^\dagger \otimes U_2^\dagger) \quad (7)$$

We can now prove a number of lemmas. We begin with

Lemma 6 Any two-qubit quantum gate that has a generator with a single non-vanishing eigenvalue is symmetric with respect to its classical information transfer capacity.

Proof: Suppose that the only non-vanishing eigenvalue of the generator H_1 is λ_1 [15]. In that case we can always find one-qubit unitary operators U_1 and U_2 such that Eq. (7) holds. To see this, note that the eigenstate $|\phi_i\rangle$ is actually a pure state describing a system composed by two qubits. Therefore, it has the Schmidt decomposition $|\phi_1\rangle = \sum_k \sqrt{p_k} |k\rangle_A |\tilde{k}\rangle_B \equiv \sum_k \sqrt{p_k} |k\rangle |\tilde{k}\rangle$. Furthermore, in this case we have

$$\begin{aligned} \sum_i \lambda_i U_{ss} |\phi_i\rangle \langle \phi_i| U_{ss}^\dagger &= \lambda_1 \sum_{k,l} \sqrt{p_k p_l} |\tilde{k}\rangle |k\rangle \langle \tilde{l}| \langle l| \\ &= (\tilde{U} \otimes U) \left(\sum_{k,l} \lambda_1 \sqrt{p_k p_l} |k\rangle |\tilde{k}\rangle \langle l| \langle \tilde{l}| \right) (\tilde{U}^\dagger \otimes U^\dagger) \\ &= (\tilde{U} \otimes U) \left(\sum_i \lambda_i |\phi_i\rangle \langle \phi_i| \right) (\tilde{U}^\dagger \otimes U^\dagger), \end{aligned} \quad (8)$$

where U is defined to be the unitary operator which maps each basis vector $|i\rangle$ to its corresponding $|\tilde{i}\rangle$. Similarly, the unitary operator \tilde{U} maps each basis vector $|\tilde{i}\rangle$ to its corresponding $|i\rangle$, i.e., $\tilde{U} = U^\dagger$. ■

Another non-trivial class of quantum gates U_{bd} for which condition (6) holds, is the one whose generator is Bell diagonal, i.e., we have

Lemma 7 Any two-qubit quantum gate that has a generator which is Bell-diagonal is symmetric with respect to its classical information transfer capacity.

Proof: If $|\Psi\rangle$ is any of the Bell states, the reader can easily verify that

$$|\Psi\rangle \langle \Psi| = U_{ss} |\Psi\rangle \langle \Psi| U_{ss}^\dagger = (\sigma_z \otimes \sigma_z) |\Psi\rangle \langle \Psi| (\sigma_z \otimes \sigma_z)$$

Therefore, for the quantum gate U_{bd} , condition (6) is satisfied by either choosing $U_1 = U_2 = \mathbb{1}$ or $U_1 = U_2 = \sigma_z$. Recall that σ_z is the Pauli matrix corresponding to the arbitrarily chosen z direction. ■

Note however, that condition (6) is not satisfied for all quantum gates U_{AB} . A counterexample is the gate

$$U_{AB} = e^{i\lambda_1} |0+\rangle \langle 0+| + e^{i\lambda_2} |0-\rangle \langle 0-| + e^{i\lambda_3} |10\rangle \langle 10| + e^{i\lambda_4} |11\rangle \langle 11|. \quad (9)$$

For $\lambda_1 = \lambda_2 = 0$ and non-trivial choice of λ_3 and λ_4 it is not possible to find local unitary operators U_1 and U_2 such that Eq. (6) is satisfied. Nevertheless, it is possible to find local unitary operators U_1, U_2, U_3 and U_4 which satisfy the more

general condition (4). The local unitary operators will be of the form [14]:

$$U_1 = e^{-i\lambda_4} |1\rangle \langle 1| + e^{i(\lambda_3 - \lambda_4)} |0\rangle \langle 0|, \quad (10)$$

$$U_2 = |1\rangle \langle 1| + e^{-i(\lambda_3 - \lambda_4)} |0\rangle \langle 0|, \quad (11)$$

$$U_3 = \mathbb{1}, \quad (12)$$

$$U_4 = e^{i\lambda_4} |1\rangle \langle 1| + |0\rangle \langle 0|. \quad (13)$$

We can then conclude to the following lemma:

Lemma 8 *The amount of classical information that can be sent via any control- U gate of the form*

$$U = |0\rangle \langle 0| \otimes \mathbb{1} + |1\rangle \langle 1| \otimes (e^{i\lambda_3} |0\rangle \langle 0| + e^{i\lambda_4} |1\rangle \langle 1|)$$

is the same in each direction.

It should be noted that this does not mean that the amount of information transferred in any particular operation of the gate will be the same in both directions, as this will depend upon the choice of initial states. However, an implementation of the gate must work for all possible initial states, (in particular it must work for the case where both qubits are pure and therefore contain their maximum capacity), and this is what puts the limit on the minimal communication requirement.

It is clear that we may now put 2-bit quantum gates into two classes. Those which require no more than one bit of two-way communication, and those that require more than one bit (but no more than two bits). The CNOT falls into the first category, and the state-swapper falls into the second. Two other standard gates which fall into the first category are the c- U (which performs a unitary transformation on one system depending on the state of the other), and the state-preparer.

III. NON-LOCAL MULTI-PARTY GATES

In the previous section we have presented a number of results concerning the implementation of non-local two-qubit quantum gates in a distributed quantum computer. In the following we will generalize these ideas to local implementation of multi-qubit gates, i.e., gates where more than two parties are involved. To illuminate the system behind the construction, we explain the implementation of the Toffoli gate from which the generalization to other multi-party gates will be evident.

Theorem 9 *Two shared ebits and a total of four bits of classical communication are necessary and sufficient for the local implementation of a non-local three-party quantum Toffoli gate.*

Proof: (i) Necessity: A Toffoli gate can be reduced to an ordinary CNOT gate when one fixes the state of one of the control qubits to be $|1\rangle$. Chose the state of party A to be $|1\rangle$. Then the initial state is

$$|\psi_{\text{ini}}\rangle = |1\rangle_A (\alpha|0\rangle + \beta|1\rangle) (\gamma|0\rangle + \delta|1\rangle), \quad (14)$$

and after the application of the Toffoli gate we find

$$|\psi_{\text{fin}}\rangle = |1\rangle_A (\alpha\gamma|00\rangle + \alpha\delta|01\rangle + \beta\gamma|11\rangle + \beta\delta|10\rangle)_{BC}, \quad (15)$$

which shows that we have implemented a CNOT between parties B and C . Therefore, Theorem 1 implies that one classical bit has to be exchanged in both directions between A and the target party C and one ebit has to be shared between them. The same argument applies when we fix the state of qubit B to be $|1\rangle$.

Sufficiency. The implementation of the Toffoli gate with these minimal resources is presented in Fig. 4. Assume that Alice and Clare share a pair A_1, C_1 of qubits in a maximally entangled state $|\phi^+\rangle = (|00\rangle + |11\rangle)/\sqrt{2}$, and that Bob and Clare share another pair of particles B_1 and C_2 in the same state. Then the initial state of the whole system consisting of particles A, B, C, A_1, B_1, C_1 and C_2 is of the form

$$|\psi\rangle = |\psi\rangle_A \otimes |\psi\rangle_B \otimes |\psi\rangle_C \otimes |\phi^+\rangle_{A_1 C_1} \otimes |\phi^+\rangle_{B_1 C_2}, \quad (16)$$

where

$$|\psi\rangle_A = \alpha|0\rangle + \beta|1\rangle, \quad (17)$$

$$|\psi\rangle_B = \gamma|0\rangle + \delta|1\rangle, \quad (18)$$

$$|\psi\rangle_C = \eta|0\rangle + \xi|1\rangle. \quad (19)$$

The first step is a local quantum CNOT gate on A and A_1 with A as control. Then Alice measures particle A_1 and Clare performs a NOT operation on her particle C_1 if Alice finds $|1\rangle$ and the identity if Alice finds $|0\rangle$. Qubit A_1 is subsequently discarded. Now Bob applies a local CNOT with B being the control and B_1 being the target. Then Bob measures particle B_1 and Clare performs a NOT operation on her particle C_2 if Bob finds $|1\rangle$ and the identity if Bob finds $|0\rangle$. Qubit B_1 is subsequently discarded. Now the state of the remaining qubits A, B, C, C_1 and C_2 is given by

$$(\alpha|00\rangle + \beta|11\rangle)_{AC_1} \otimes (\gamma|00\rangle + \delta|11\rangle)_{BC_2} \otimes |\psi\rangle_C. \quad (20)$$

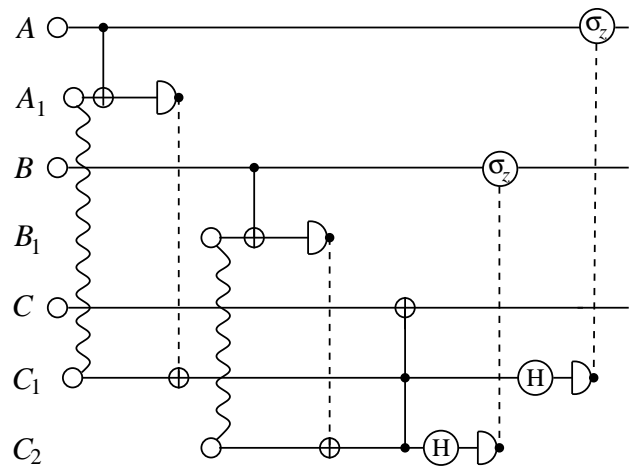


FIG. 4. A quantum circuit for the non-local implementation of a Toffoli gate.

In a further step Clare applies locally a Toffoli with C_1 and C_2 being the control qubits. Subsequently Clare applies Hadamard gates to the qubits C_1 and C_2 . Then she measures C_2 and applies σ_z or the identity 1 to B if her result is $|1\rangle$ or $|0\rangle$ respectively. Finally she measures C_1 and applies σ_z or the identity to A if her result is $|1\rangle$ or $|0\rangle$ respectively. This completes the Toffoli gate. ■

The total number of classical bits which have to be communicated is four, and only two shared ebits of entanglement are consumed. Again, these results can be generalized to three-party control-U operations that can be represented in matrix form with respect to the computational basis as

$$\mathbb{1}_6 \oplus \begin{pmatrix} u_{00} & u_{01} \\ u_{10} & u_{11} \end{pmatrix}, \quad (21)$$

where

$$\begin{pmatrix} u_{00} & u_{01} \\ u_{10} & u_{11} \end{pmatrix} \quad (22)$$

is the matrix representation of a unitary operator U . We only need to replace the local Toffoli gate by a local three-party control-U. This gives rise to

Lemma 10 *A three party control-U gate can be implemented using four bits of classical communication and two shared ebits.*

Using Theorem 9 and Lemma 10 we are now in a position to construct every possible quantum gate array using only ebits, classical communication and local operations. In particular one could use the results in [19] to construct N -party controlled gates from CNOTs and single bit rotations. This, however, is not optimal in terms of physical resources. While it will be difficult to construct the optimal procedure for general quantum gates, for some gates we are able to find these procedures. We find for example

Theorem 11 *An N party control-U gate can be implemented using $2(N - 1)$ bits of classical communication and $N - 1$ shared ebits.*

Proof: The control parties are enumerated from P_1 to P_{N-1} and each of them is carrying one ancilla numerated by P'_1 to P'_{N-1} . The target qubit is denoted by T and the target party possesses $N - 1$ further ancillary qubits. The first $N - 1$ steps of the protocol are essentially analogous. In the k -th step a local quantum CNOT gate is applied on P_k and P'_k with P_k as control. Then this party measures particle P'_k and the target party performs a NOT operation on her ancillary qubit T_k if Alice finds $|1\rangle$ and the identity if Alice finds $|0\rangle$. Qubit P'_k is subsequently discarded. Now we apply an N -party controlled U gate on Clares particles, with the ancillas C_1, \dots, C_{N-1} being the control qubits and T the target. Subsequently the target party performs Hadamard gates on each of its ancillas.

This is then followed by $N - 1$ steps involving measurements. In the k -th step qubit T_k is measured in the $|0\rangle, |1\rangle$

basis. If the outcome is $|1\rangle$, then σ_z is applied to the qubit P_k ; if the outcome is $|0\rangle$ then no action is taken on qubit P_k . Qubit T_k is subsequently discarded. Hence, the total required resources are $2(N - 1)$ bits of classical information and $N - 1$ initially shared ebits. ■

The amount of consumed resources in the latter protocol is rather surprizing. In an inefficient non-local implementation of the above N -party gate one could employ the simulation of the gate with the use of two-party control-U gates and CNOT gates as in Ref. [19], but such that each step is realized non-locally. In such a procedure a supply of $3 \times 2^{N-1} - 4$ ebits would be necessary.

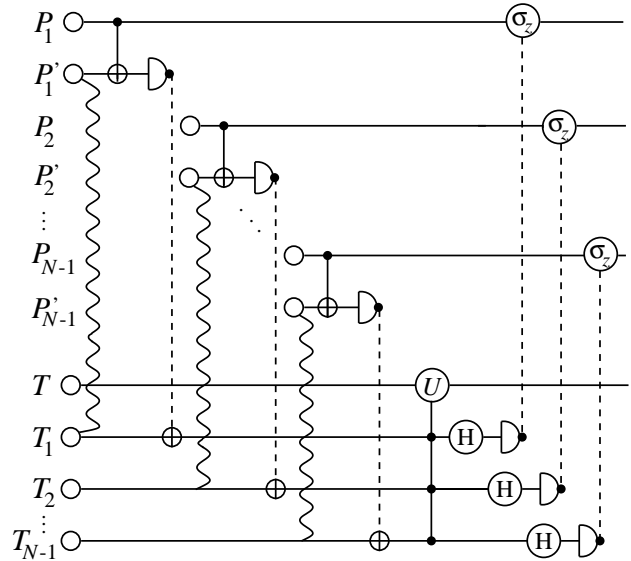


FIG. 5. A quantum circuit for the non-local implementation of an N -party control-U gate.

A more efficient teleportation-based protocol [20] in which the respective states of the qubits at different nodes are twice teleported would still use $2(N - 1)$ ebits and $4(N - 1)$ bits of classical information.

IV. CONCLUSIONS

In this work we have addressed the problem of the local implementation of non-local gates in a distributed quantum computer, i.e. a computer which is composed of many sub-units (local processors). Such a configuration may be useful, as it requires only a small number of qubits (e.g. ions) to be stored at each site which may be experimentally more feasible than storing a large number of qubits in a single site. However, this raised the issue of the non-local implementation of quantum gates. We have addressed this question and have shown what the minimal resources for the implementation of two-qubit quantum gates are. We have presented explicit optimal constructions for the local implementation of non-local

control-U gates. We have generalized these results to multi-party gates such as for example the Toffoli gate. We have also addressed some issues concerning the structure of the information exchange that is required in these implementations. We hope that this work will be useful for the assessment of the viability of distributed quantum computation.

We acknowledge useful discussion with Daniel Jonathan and John Vaccaro. This work was supported by the Deutsche Forschungsgemeinschaft (DFG), the UK engineering and physical sciences research council (EPSRC), The Leverhulme Trust, the European Science Foundation (ESF) programme on quantum information processing, the EQUIP programme of the European Union and the State Scholarships Foundation of Greece.

Endnote: During completion of this work we became aware of the closely related work by D. Collins, N. Linden, and S. Popescu, Phys. Rev. A **64**, 032302 (2001), quant-ph/0005102.

[1] A. Barenco, Cont. Phys. **37**, 375 (1996).
 [2] V. Vedral and M.B. Plenio, Prog. Quant. El. **22**, 1 (1998).
 [3] A. Steane, Rep. Prog. Phys. **61**, 117 (1998).
 [4] P.W. Shor, SIAM Review **41**, 303 (1999).
 [5] A. Ekert and R. Jozsa, Rev. Mod. Phys. **68**, 1 (1996).
 [6] D.J. Wineland, C. Monroe, W.M. Itano, D. Leibfried, B.E. King, and D.M. Meekhof, J. Res. Nat. Inst. Stand. and Tech. **103**, 259 (1998).
 [7] Special Issue in Chaos, Solitons & Fractals **10**, (1999).

[8] D.P. DiVincenzo, Science **270**, 255 (1995); M.B. Plenio and P.L. Knight, Phys. Rev. A **53**, 2986 (1996); R.J. Hughes, D.F.V. James, E.H. Knill, R. Laflamme, A.G. Petschek, Phys. Rev. Lett. **77**, 3240 (1996); M.B. Plenio and P.L. Knight, Proc. Roy. Soc. A **453**, 2017 (1997).
 [9] L.K. Grover, quant-ph/9607024.
 [10] J.I. Cirac, A. Ekert, S.F. Huelga, and C. Macchiavello, Phys. Rev. A **59**, 4249 (1999).
 [11] M.A. Nielsen, Phys. Rev. Lett. **83**, 436 (1999); G. Vidal, Phys. Rev. Lett. **83**, 1046 (1999); D. Jonathan and M.B. Plenio, Phys. Rev. Lett. **83**, 1455 (1999).
 [12] C.H. Bennett, G. Brassard, C. Crepeau, R. Jozsa, A. Peres, and W.K. Wootters, Phys. Rev. Lett. **70**, 1895 (1993).
 [13] P. Papadopoulos, MSc Thesis, Imperial College, 1998.
 [14] John Vaccaro, private communication.
 [15] A characteristic example for this case is the CNOT. If $\{|00\rangle, |01\rangle, |10\rangle, |11\rangle\}$ is a set of basis vectors for the two-qubit Hilbert space, the CNOT unitary operator is defined to be $U_{\text{CNOT}} \equiv |00\rangle\langle 00| + |01\rangle\langle 01| + |10\rangle\langle 11| + |11\rangle\langle 10|$. We can now diagonalise CNOT with respect to the basis $\{|00\rangle, |01\rangle, |1+\rangle, |1-\rangle\}$, where $|\pm\rangle = (|0\rangle \pm |1\rangle)/\sqrt{2}$. The corresponding eigenvalues are $\{\exp(i0), \exp(i0), \exp(i0), \exp(i\pi)\}$ respectively. U_{CNOT} can be written in terms of its generator G_{CNOT} as $U_{\text{CNOT}} \equiv e^{i\pi G_{\text{CNOT}}} = e^{i\pi|1-\rangle\langle 1-|}$, which demonstrates that the generator of CNOT has only one non-vanishing eigenvalue.
 [16] M.B. Plenio and V. Vedral, Contemp. Phys. **39**, 431 (1998).
 [17] C.H. Bennett and S. Wiesner, Phys. Rev. Lett. **69**, 2881 (1992).
 [18] M.B. Plenio, unpublished.
 [19] A. Barenco, C.H. Bennett, R. Cleve, D.P. DiVincenzo, N. Margolus, P. Shor, T. Sleator, J. Smolin, and H. Weinfurter, Phys. Rev. A **52**, 3457 (1995).
 [20] A. Chefles, C.R. Gilson, and S.M. Barnett, Phys. Rev. A **63**, 032314 (2001).