

FEEDBACK CONTROL OF PROBABILITY AMPLITUDES FOR TWO-LEVEL ATOM IN OPTICAL FIELD

SAIFULLAH

School of Mathematical Sciences
Government College University
Lahore – Pakistan.
Email: saifullahkhalid75@yahoo.com

ABSTRACT. We demonstrate the possibility to stabilize the probability amplitude of the upper level for a single quantum two-level atom in a classical optical field with feedback control scheme.

Key words : Two-level atom, optical field, feedback control.

PACS : 42.50.-p, 02.30.Yy

1. INTRODUCTION

In this article we use the so-called "semiclassical model" of the atom–field interaction that describes a single quantum two-level atomic system (all other levels are neglected) with classical electromagnetic field. We use the standard notation following [1], but in our model the optical field plays the role of a control signal $u(t)$ for closed-loop, or feedback, control scheme in the form of speed-gradient (SG) method [2]. Recently other authors studied the control of two-level atoms in the frame of open loop-ideology when the controlling field was known *a priori*. It allowed to get the different forms of atomic energy spectra, producing π - and $\pi/2$ -pulses [3], taking special non-constant shapes of external field [4] etc.

The main feature of the model proposed here is that it is based on the closed-loop approach. It means that we do not define initially the dependency of the field on time, but restore this function for every moment from the current values of the amplitude probabilities of the atomic ground and excited levels.

For this purpose we use the real positive goal function Q , measuring how far at the moment we are from the desired state of the atom. As a result we calculate the control signal $u(t)$, i.e. we restore the shape of the electromagnetic field to populate the upper level of the atom.

In the second section of this work we construct the feedback control model for the single two-level atom in external controlling optical field. Then, in the third section, we apply feedback speed gradient scheme to the non-decay case.

2. TWO-LEVEL ATOM IN CONTROL OPTICAL FIELD

Let's consider the interaction of an optical field $E(t)$ linearly polarized along the x -axis with a two-level atom.

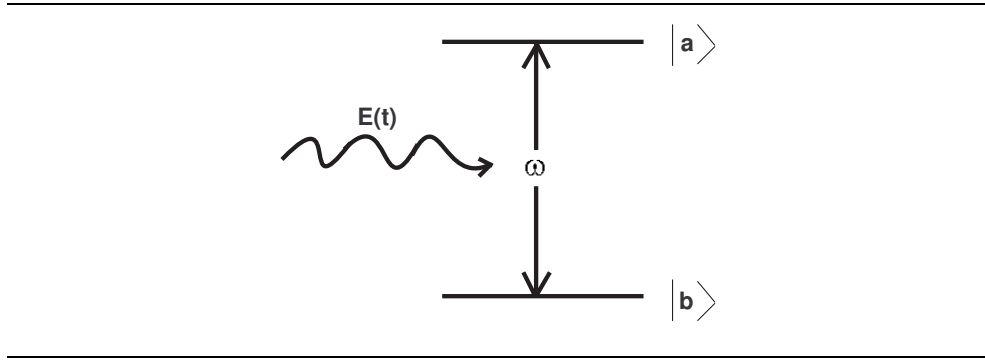


FIGURE 1. Interaction of a single two-level atom with an optical field.

Let $|a\rangle$ and $|b\rangle$ represent the upper and lower level states of the atom, i.e., they are eigenstates of the unperturbed part of the Hamiltonian \hat{H}_0 with the eigenvalues: $\hat{H}_0|a\rangle = \hbar\omega_a|a\rangle$ and $\hat{H}_0|b\rangle = \hbar\omega_b|b\rangle$. The wave function of a two-level atom can be written in the form

$$|\psi(t)\rangle = C_a(t)|a\rangle + C_b(t)|b\rangle,$$

where C_a and C_b are the probability amplitudes of finding the atom in states $|a\rangle$ and $|b\rangle$, respectively. The corresponding Schrödinger equation is:

$$|\dot{\psi}(t)\rangle = -\frac{i}{\hbar}\hat{H}|\psi(t)\rangle,$$

with $\hat{H} = \hat{H}_0 + \hat{H}_1$, where \hat{H}_0 and \hat{H}_1 represent the unperturbed and interaction parts of the Hamiltonian, respectively [1]:

$$\begin{aligned}\hat{H}_0 &= \hbar\omega_a|a\rangle\langle a| + \hbar\omega_b|b\rangle\langle b| ; \\ \hat{H}_1 &= -\left(\wp_{ab}|a\rangle\langle b| + \wp_{ba}|b\rangle\langle a|\right)E(t),\end{aligned}$$

where $\wp_{ab} = \wp_{ba}^* = e\langle a|x|b\rangle$ is the matrix element of the electric dipole moment. We neglected the decay of the levels. We express the electric field as

$$E(t) = E_0 u(t),$$

where E_0 is the amplitude and $u(t)$ is the control signal. The equations of motion for the amplitudes C_a and C_b may be written as

$$\begin{aligned}\dot{C}_a &= -\iota\omega_a C_a + \iota\Omega_R u(t) e^{-\iota\phi} C_b, \\ \dot{C}_b &= -\iota\omega_b C_b + \iota\Omega_R u(t) e^{\iota\phi} C_a,\end{aligned}$$

where the "Rabi frequency" is defined as $\Omega_R = |\wp_{ba}|E_0/\hbar$, and ϕ is the phase of the dipole matrix element $\wp_{ba} = |\wp_{ba}|e^{\iota\phi}$.

To solve for C_a and C_b , let's write the equations of motion for the slowly varying amplitudes:

$$c_a = C_a e^{\iota\omega_a t} \quad ; \quad c_b = C_b e^{\iota\omega_b t},$$

then

$$\begin{aligned}\dot{c}_a &= \iota\Omega_R u(t) e^{-\iota\phi} c_b e^{\iota\omega t} ; \\ \dot{c}_b &= \iota\Omega_R u(t) e^{\iota\phi} c_a e^{-\iota\omega t} ,\end{aligned}$$

where $\omega = \omega_a - \omega_b$ is the atomic transition frequency. The phase ϕ can be excluded from the system. Really, if we put $\tilde{c}_b = c_b e^{-\iota\phi}$:

$$\dot{\tilde{c}}_b = \iota\Omega_R u(t) e^{-\iota\omega t} c_a$$

Later for simplicity we will denote \tilde{c}_b with c_b , then finally:

$$\dot{c}_a = \iota\Omega_R u(t) e^{\iota\omega t} c_b \tag{1}$$

$$\dot{c}_b = \iota\Omega_R u(t) e^{-\iota\omega t} c_a \tag{2}$$

Now let's suppose that we have the initial conditions:

$$c_a(0) = 0 \quad ; \quad c_b(0) = 1 \tag{3}$$

and our goal is to stabilize the atom system at the upper level: $|c_a|^2 = 1$.

3. SPEED GRADIENT METHOD FOR PROBABILITY AMPLITUDE CONTROL

Still we did not specify the time-dependent function $u(t)$. To find it, we apply the speed gradient (SG) method [2] to control the system's behavior. In this approach the control action is chosen in the maximum decent direction for a scalar goal function. The goal in the control process is a smooth scalar function Q with the limit relation

$$\lim_{t \rightarrow \infty} Q(x(t), t) \rightarrow 0.$$

The purpose of the SG method is to minimize the goal function

$$Q = \frac{1}{2} \left(|c_a|^2 - 1 \right)^2, \quad (4)$$

where $|c_a|^2 = c_a c_a^*$. SG represents the control signal u with the time derivative of the goal function \dot{Q} . In the case of proportional feedback with some positive coefficients Γ_0, Γ_1 , it is defined in the form:

$$u = \Gamma_0 - \Gamma_1 \frac{\partial \dot{Q}}{\partial u} \quad (5)$$

Thus

$$u(t) = \Gamma_0 + \iota \Gamma_1 \Omega_R \left(|c_a|^2 - 1 \right) \left(e^{-\iota \omega t} c_a c_b^* - e^{\iota \omega t} c_b c_a^* \right) \quad (6)$$

Putting value of $u(t)$ from Eq.(6) in Eqs.(1) and (2), we have the following system of equations:

$$\begin{aligned} \dot{c}_a &= \iota \Omega_R \Gamma_0 e^{\iota \omega t} c_b + \Gamma_1 \Omega_R^2 \left(|c_a|^2 - 1 \right) \left(e^{2\iota \omega t} c_a^* c_b^2 - c_a |c_b|^2 \right); \\ \dot{c}_b &= \iota \Omega_R \Gamma_0 e^{-\iota \omega t} c_a + \Gamma_1 \Omega_R^2 \left(|c_a|^2 - 1 \right) \left(c_b |c_a|^2 - e^{-2\iota \omega t} c_a^2 c_b^* \right). \end{aligned}$$

Now suppose that

$$\begin{aligned} \rho_a &= c_a c_a^* = |c_a|^2 ; \quad \rho_b = c_b c_b^* = |c_b|^2 ; \\ \iota \rho_- &= e^{-\iota \omega t} c_a c_b^* - e^{\iota \omega t} c_a^* c_b ; \\ \rho_+ &= e^{-\iota \omega t} c_a c_b^* + e^{\iota \omega t} c_a^* c_b. \end{aligned}$$

Hence we have the following four equations:

$$\begin{aligned}
\dot{\rho}_a &= \Omega_R \Gamma_0 \rho_- + 2\Gamma_1 \Omega_R^2 (\rho_a - 1) \left[\left(\frac{\rho_+^2 - \rho_-^2}{4} \right) - \rho_a \rho_b \right] ; \\
\dot{\rho}_b &= -\Omega_R \Gamma_0 \rho_- + 2\Gamma_1 \Omega_R^2 (\rho_a - 1) \left[\rho_a \rho_b - \left(\frac{\rho_+^2 - \rho_-^2}{4} \right) \right] ; \\
\dot{\rho}_+ &= w \rho_- ; \\
\dot{\rho}_- &= 2\Omega_R (\rho_b - \rho_a) \left[\Gamma_0 - \Gamma_1 \Omega_R (\rho_a - 1) \rho_- \right] - w \rho_+ .
\end{aligned} \tag{7}$$

Also from Eq.(6) the control signal $u(t)$ becomes

$$u(t) = \Gamma_0 - \Gamma_1 \Omega_R (\rho_a - 1) \rho_- \tag{8}$$

With initial conditions $\rho_a(0) = 0$, $\rho_b(0) = 1$ we have

$$\dot{\rho}_a + \dot{\rho}_b = 0 ,$$

that means in fact:

$$|c_a(t)|^2 + |c_b(t)|^2 = 1,$$

which is the simple statement that the probability to find the atom in one of its states $|a\rangle$ or $|b\rangle$ is 1. Thus, we can simplify the system (7), putting $\rho_b = 1 - \rho_a$.

The system (7) has two stable points:

$$(\rho_a, \rho_+, \rho_-) = \left(\frac{1}{2} \left[1 \pm \frac{\omega}{\sqrt{4\Gamma_0^2 \Omega_R^2 + \omega^2}} \right], -\frac{2\Gamma_0 \Omega_R}{\omega}, 0 \right)$$

From above we can easily get

$$\rho_b = \frac{1}{2} \left[1 \pm \frac{\omega}{\sqrt{4\Gamma_0^2 \Omega_R^2 + \omega^2}} \right] .$$

Thus, it is necessary to include the constant signal Γ_0 into the SG scheme (5) not to start the control procedure from the stable point. On the Figs.2,3 we demonstrate the result of our control procedure for:

$$\Gamma_0 = 0.01, \Gamma_1 = 0.1, \Omega_R = 10^2 \text{ and } \omega = 10^3$$

On Fig.2 we show the solution of Eq.(7a).

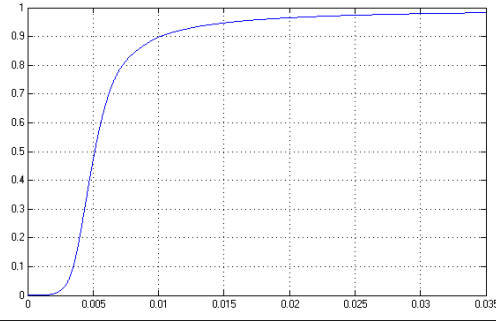


FIGURE 2. The density matrix element $\rho_a(t)$ for the control procedure (4)-(5)

On Fig.3 we show the control signal $u(t)$ in (8).

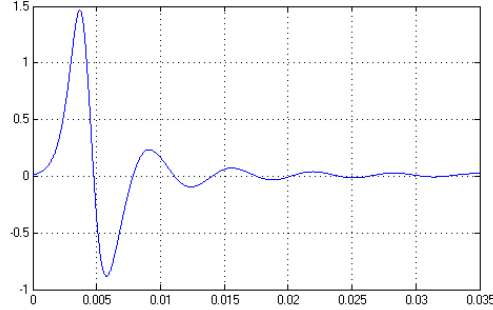


FIGURE 3. The control signal $u(t)$ for the system (7).

4. CONCLUSION

The SG algorithm can be easily applied to establish feedback control for the probability amplitudes of two-level atom. This scheme, nevertheless, should be sufficiently modified if we take into consideration the decay of the atom levels, because in this case the goal (4) is not achievable for SG algorithm in principle.

5. ACKNOWLEDGEMENT

The author wish to thank Dr. Sergei Borisenok (Department of Physics, Herzen State University, Saint Petersburg, Russia) for productive scientific discussions, valuable suggestions and guidance.

REFERENCES

- [1] M.O. Scully, M.S. Zubairy. Quantum Optics, Cambridge University Press, 1997.
- [2] A.L. Fradkov, A.Yu. Pogromsky, Introduction to Control of Oscillations and Chaos, Singapore: World Scientific, 1999.
- [3] N. Imoto, Prog. Cryst. Growth Charact. Mater. 33 (1-3) (1996) 295.
- [4] A.Di. Piazza, E. Fiordilino, M. H. Mittleman, J. Phys. B: At. Mol. Opt. Phys. 34 (2001) 3655.