

# The Critical Rayleigh Number in Horizontal Convection for $Pr = 1$

LIANG SUN

*School of Earth and Space Sciences, University of Science and Technology of China, Hefei 230027, China;*

*LASG, Institute of Atmospheric Physics, Chinese Academy of Sciences, Beijing 100029, China*

and

DE-JUN SUN

*Department of Modern Mechanics, University of Science and Technology of China, Hefei 230026, China.*

## Abstract

We report the numerical simulations of the horizontal convection within a rectangle cavity tank at high Rayleigh numbers. The physical solution of horizontal convection depends the space resolution of the meshes. The mesh number  $N$  is proportion to  $Ra^{1/3}$ . The unstable numerical solutions are obtained as  $N < cRa^{1/3}$ . This power law also implies that the space resolution is dominated by the viscosity and heat diffusion. It implies that the special resolution is dominated by viscosity and thermal diffusivity but the length of the tank. Moreover, there is a Hopf bifurcation from steady solutions to unsteady solutions and the critical Rayleigh number  $Ra_c$  is obtained as  $5.53 \times 10^8 < Ra_c < 5.54 \times 10^8$ , which is much larger than the formerly obtained value.

## 1 Introduction

Horizontal convection, in which the water is uneven heated at the horizontal surface, was taken as a model of abyssal ocean circulation. Unlike the Rayleigh-Bénard convection, the horizontal convection can be set to motion by any small temperature gradient. Moreover, the horizontal convection yields 1/5-power laws of  $Ra$  (e.g. Rossby, 1965; Siggers et al., 2004; Wang and Huang, 2005), comparing with the 1/4-power laws in the Rayleigh-Bénard convection.

---

<sup>1</sup>Corresponding author email: sunl@ustc.edu.cn; sunl@ustc.edu.

Similar to Rayleigh-Bénard convection, the horizontal convection may be unsteady at high Rayleigh numbers. There is a critical Rayleigh number  $Ra_c$ . The steady flow is unstable and become unsteady when  $Ra > Ra_c$ . The unsteady flow in horizontal convection was first found by numerically (Paparella and Young, 2002), then was observed in the experiment of  $Ra > 10^{12}$  (Mullarney et al., 2004). This unsteady flow is proved to be non-turbulent even as  $Ra \rightarrow \infty$ , though the flow field seems to be chaotic (Paparella and Young, 2002).

However,  $Ra_c$  in the numerical simulation is far more lower than that in the experiments. Paparella and Young (2002) reported  $1.3 \times 10^8 < Ra_c < 2 \times 10^8$  for  $Pr = 1$ . But Rossby (1965); Wang and Huang (2005) found the flow is steady and stable for  $Ra < 5 \times 10^8$  in their experiments. Other numerical simulations (Rossby, 1998; Siggers et al., 2004; Sun et al., 2006) have not found unsteady flows for  $Ra < 10^9$  either. Paparella and Young (2002) explained this difference as: (i) lower aspect ratio ( $H/L = 1/4$ ) than the experiments and (ii) middle plume forcing instead of sidewall plume forcing in the experiments. However, their hypotheses have not been intensely investigated yet. According to the recent numerical simulation (Sun et al., 2006), the flow in a low-aspect-ratio rectangle tank ( $H/L = 1/10$ ) is still stable as  $Ra < 10^{10}$ . It seems that the second reason may be more important for destabilizing the flow. Above all, the destabilization of the flow is still an open problem.

On the other hand, the critical Rayleigh number, which is a critical and fundamental value, is not obtained yet. Moreover, it is noted that the spacial resolution is very coarse (e.g.  $128 \times 32$  meshes are used) in Paparella and Young (2002), so the more accuracy numerical simulations are needed to find the critical Rayleigh number. The main purpose of this paper is to find a more accuracy  $Ra_c$ , which is important for further investigation of the instability of horizontal convection.

## 2 Model and Scheme

We consider the horizontal convection flows within the two-dimensional domain, and Boussinesq approximation is assumed to these flows. The horizontal (y) and vertical (z) regimes are  $0 \leq y \leq L$  and  $0 \leq z \leq D$ , respectively. Similar to Paparella and Young (2002), the depth  $D$  is taken as reference length scale and  $A = D/L$  denotes the aspect ratio. We use  $A = 1$  in present work, which is consistent with the experiments by Wang and Huang (2005). Taking account of nondivergence of velocity field in Boussinesq approximation, the lagrangian streamfunction  $\Psi$  and the corresponding vorticity  $\omega$  are introduced. The velocity  $\vec{u} = (v, w)$ , where horizontal velocity  $v = \frac{\partial \Psi}{\partial z}$  and vertical velocity  $w = -\frac{\partial \Psi}{\partial y}$ , respectively. The governing equations (Quon and Ghil, 1992; Paparella and Young, 2002; Siggers et al., 2004) in vorticity-streamfunction formulation are

$$\frac{\partial T}{\partial t} + J(\Psi, T) = \left( \frac{\partial^2 T}{\partial y^2} + \frac{\partial^2 T}{\partial z^2} \right) \quad (1a)$$

$$\frac{\partial \omega}{\partial t} + J(\Psi, \omega) = -Pr(\nabla^2 \omega + Ra \frac{\partial T}{\partial y}) \quad (1b)$$

$$\nabla^2 \Psi = -\omega \quad (1c)$$

where  $J(\Psi, \phi) = \frac{\partial \Psi}{\partial y} \frac{\partial \phi}{\partial z} - \frac{\partial \phi}{\partial y} \frac{\partial \Psi}{\partial z}$  denotes the nonlinear advection term. There are two important dimensionless parameter in Eq.(1), i.e. Rayleigh number  $Ra = \alpha_T \Delta T g L^3 / (\kappa \nu)$  and Prandtl number  $Pr = \nu / \kappa$ , where  $g$ ,  $\alpha_T$ ,  $\Delta T$ ,  $L$ ,  $\kappa$  and  $\nu$  are gravity acceleration, thermal expansion coefficient, surface temperature difference, length of horizontal domain, thermal diffusivity and kinematic viscosity, respectively.

There are two important quantity describing the circulation, i.e. the non-dimensional streamfunction maximum and the non-dimensional heat flux. The non-dimensional streamfunction maximum  $\Psi_{\max} = \Psi_{\max}^* / \nu$ , where  $\Psi_{\max}^*$  is the maximum of the dimensional streamfunction. For the non-dimensional heat flux is defined as  $f_T = \partial T / \partial z$  at the heated surface. Nusselt number  $Nu$ , which is

defined here the maximum of  $\partial T/\partial z$  at the top surface. This definition of  $Nu$  is something different from the others (e.g. Mullarney et al., 2004; Siggers et al., 2004).

The above Eq.(1) is solved with Arakawa scheme (e.g. Arakawa, 1966; Orlandi, 2000; Sun et al., 2006) and non-uniform grids. Comparing to the other schemes, Arakawa scheme is more accuracy but more expensive, and it has also been applied to horizontal convection flows at high Rayleigh number (Sun et al., 2006).

### 3 Results

#### 3.1 spacial resolution

First, we test the meshes before the investigations. The boundary condition is the same with the experiment: the surface buoyancy forcing is  $T = \sin(\frac{\pi}{2}y)$ , and no slip boundary condition is applied to walls except for surface. To test the spacial resolution of the meshes, a case of  $Ra = 2 \times 10^8$  is calculated with grids of three different resolution, i.e. the horizontal number of meshes  $N = 40$ ,  $N = 64$  and  $N = 80$ . We find that the resolution of grids must be fine enough, otherwise some unphysically time-depend solutions would be obtained as Fig.1 depicts.

Fig.1a depicts the time evolution of the maximum  $\Psi_{\max}$ . The solutions tend to be steady as time  $t > 1$  for  $N = 64$  and  $N = 80$ . While it becomes time-dependent for  $N = 40$ . It implies that some unphysically time-dependent solutions might be obtained if the spacial resolution is not fine enough. To dispel the unphysically time-dependent solutions, the numerical simulations must have property spacial resolution which depends on the Rayleigh number  $Ra$ . As Fig.1b shows, the number of horizontal meshes  $N$  is directly proportion to  $Ra^{1/3}$ . Taking account of  $Ra \propto L^3$ , this means  $N \propto L$ . Thus there is a minimum special resolution for horizontal convection problems. To obtain the

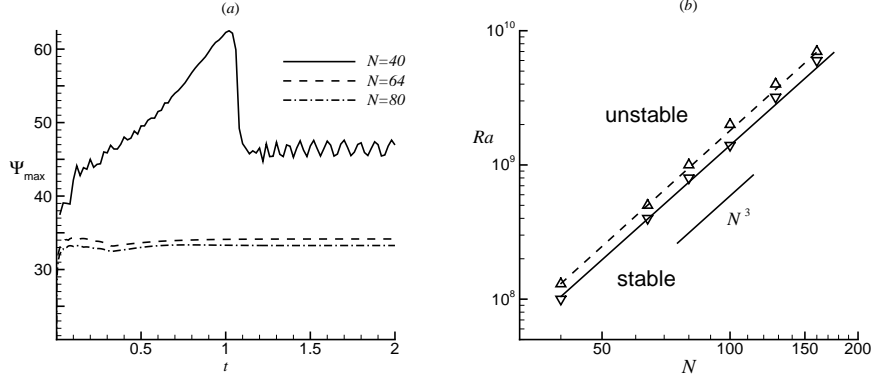


Figure 1: (a) The streamfunction  $\Psi_{\max}$  vs time  $t$  for  $Ra = 2 \times 10^8$ . The solid, dashed and dash-dotted curves are the solutions of with horizontal meshes of  $N = 40$ ,  $N = 64$  and  $N = 80$ , respectively. (b) The Rayleigh number  $Ra$  vs special resolution  $N$ . The solutions are steady below the solid line, and unsteady above the dashed line.

physical solutions,  $N$  must be within the stable regime in Fig.1b. According to our calculations, the flow is still steady and stable for  $Ra \leq 10^{10}$ .

It is from Fig.1b that  $\Delta y = L/N = C_R(\kappa\nu)^{1/3}/(\alpha_T\Delta Tg)^{1/3}$ , where  $\Delta y$  and  $C_R = 10$  are the special resolution and the coefficient, respectively. The smaller  $\kappa$  and  $\nu$  are, the smaller the mesh is. For the molecular kinematic viscosity  $\kappa = 1.3 \times 10^{-3} \text{ cm}^2/\text{s}$  and thermal diffusivity  $\nu = 1.5 \times 10^{-2} \text{ cm}^2/\text{s}$  in the case of run 16 by Wang and Huang (2005), the mesh  $\Delta y$  should be  $2.1 \text{ mm}$ , which is smaller than Kolmogorov scale  $\eta = (\nu^3/\epsilon)^{1/4} = 5.8 \text{ mm}$ , where  $\epsilon = 2 \times 10^{-4} \text{ cm}^2/\text{s}$  is dissipation rate in the field (Wang and Huang, 2005). So this implies that the mesh should be fine enough to resolute Kolmogorov scale eddies.

### 3.2 Critical Rayleigh Number

Then we consider the horizontal convection in a rectangle tank at  $Pr = 1$ . The tank has same aspect ratio ( $H/L = 1/4$ ) and same boundary condition as that in Paparella and Young (2002). So the surface forcing is  $T = [1 + \cos(2\pi y)]/2$

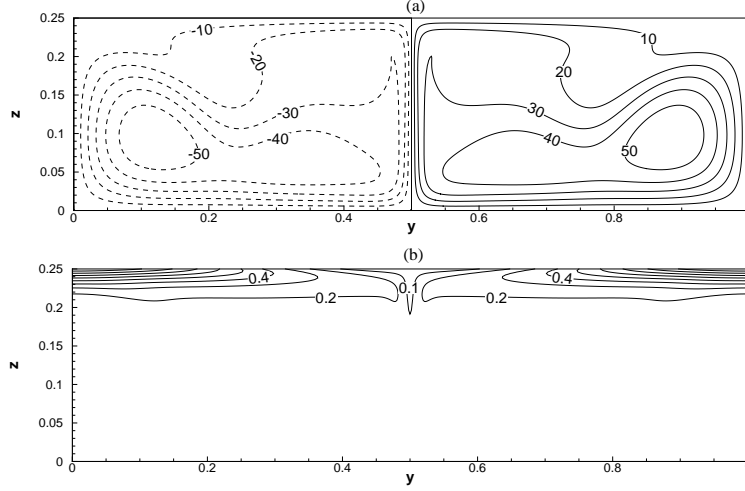


Figure 2: The flow field (a) and temperature field (b) of  $Ra = 5 \times 10^8$ . It is steady and stable and symmetric as surface forcing.

instead of  $T = \sin(\frac{\pi}{2}y)$ . Following the way by Rossby (1965), we use horizontal length  $L$  as length scale, so  $Ra = 64Ra_H$ , where  $Ra_H$  is the vertical Rayleigh number by using vertical length  $H$  as unit (Paparella and Young, 2002). A fine special resolution mesh of  $512 \times 128$  is used to eliminate numerical instability.

It is found that the critical Rayleigh number is larger than  $5 \times 10^8$ , which is much larger than the result obtained by Paparella and Young (2002). Fig.2 shows the flow field and temperature field of  $Ra = 5 \times 10^8$ , in which the flow is symmetric, steady and stable. There is an obvious boundary near the surface in temperature field, which leads to a 1/5-power law of  $Ra$  for heat flux (e.g. Rossby, 1965; Quon and Ghil, 1992; Siggers et al., 2004).

To find the critical Rayleigh number, the time evolution of disturbance  $\phi(t)$  is calculated numerically. And  $\phi(t)$  is assumed to satisfy  $\phi(t) = e^{\sigma t}\phi(0)$ , where  $\sigma = \sigma_r + i\sigma_i$  is the growth rate of disturbance. It is found that the critical Rayleigh number  $Ra_c$  is between  $Ra = 5.53 \times 10^8$  and  $Ra = 5.54 \times 10^8$ . Fig.3 shows the time evolution of disturbance at  $Ra = 5.53 \times 10^8$  (a) and  $Ra = 5.54 \times 10^8$  (b). For  $Ra = 5.53 \times 10^8$ , the flow is stable and the growth rate  $\sigma_r$  is approximately  $\sigma_r = -0.12$ . For  $Ra = 5.54 \times 10^8$ , the flow is unstable

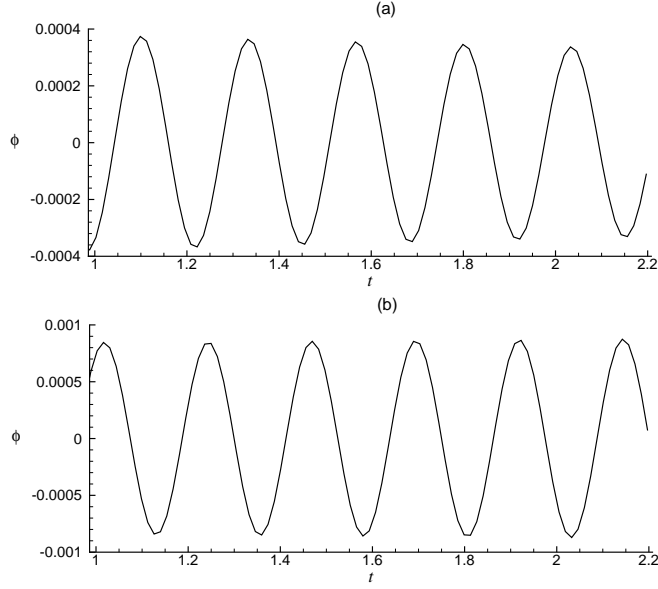


Figure 3: Time evolution of disturbance  $\phi$  at  $Ra = 5.53 \times 10^8$  (a) and  $Ra = 5.54 \times 10^8$  (b).

and the growth rate  $\sigma_r$  is approximately  $\sigma_r = 0.03$ . Moreover, according to Fig.3, this bifurcation is Hopf bifurcation as the solutions are periodic when  $Ra > Ra_c$ .

Comparing with the results by Paparella and Young (2002),  $Ra_c$  is much larger here. For that the numerical instability destabilizes the physical solution so that the instability occurs at a relatively lower Rayleigh number.

## 4 Conclusion

The 1/3-power law of solution and resolution is found that unstable numerical solutions are obtained as  $N < cRa^{1/3}$ . It implies that the special resolution is dominated by viscosity and thermal diffusion but the length of the tank. Moreover, there is a Hopf bifurcation and the critical Rayleigh number of instability is obtained as  $5.53 \times 10^8 < Ra_c < 5.54 \times 10^8$ , which is much larger than the formerly obtained value.

## References

- Arakawa, A., 1966: Computational design for long-term numerical integrations of the equations of atmospheric motion. *J. Comput. Phys.*, **1**, 119–143.
- Mullarney, J. C., R. W. Griffiths, and G. O. Hughes, 2004: Convection driven by differential heating at a horizontal boundary. *J. Fluid Mech.*, **516**, 181–209.
- Orlandi, P., 2000: *Fluid flow phenomena*. Kluwer Academic publishers, Dordrecht, The Netherlands.
- Paparella, F. and W. R. Young, 2002: Horizontal convection is non-turbulent. *J. Fluid Mech.*, **466**, 205–214.
- Quon, C. and M. Ghil, 1992: Multiple equilibria in thermosolutal convection due to salt-flux boundary conditions. *J. Fluid Mech.*, **245**, 449–484.
- Rossby, H. T., 1965: On thermal convection driven by non-uniform heating from below: an experimental study. *Deep-Sea Research*, **12**, 9–16.
- Rossby, H. T., 1998: Numerical experiments with a fluid non-uniformly heated from below. *Tellus*, **50A**, 242–257.
- Siggers, J. H., R. R. Kerswell, and N. J. Balmforth, 2004: Bounds on horizontal convection. *J. Fluid Mech.*, **517**, 55–70.
- Sun, L., D. J. Ma, D. J. Sun, and X. Y. Yin, 2006: High accuracy scheme for unsteady thermal convection flow. *Journal of Hydrodynamics A*, **21**(3), 363–368.
- Sun, L., Y. F. Sun, D. J. Sun, and X. Y. Yin, 2006: Horizontal convection in a narrow rectangular cavity. *Journal of Hydrodynamics A*, **21**(2), 252–258.
- Wang, W. and R. X. Huang, 2005: An experimental study on thermal circulation driven by horizontal differential heating. *J. Fluid Mech.*, **540**, 49–73.