

# Participation costs dismiss the advantage of heterogeneous networks in evolution of cooperation

Naoki Masuda\*

- <sup>1</sup> Graduate School of Information Science and Technology,  
The University of Tokyo,  
7-3-1 Hongo, Bunkyo, Tokyo 113-8656, Japan  
\* Author for correspondence (masuda@mist.i.u-tokyo.ac.jp)

## **Abstract**

Real social interactions occur on networks in which each individual is connected to some, but not all, of others. In social dilemma games with a fixed population size, heterogeneity in the number of contacts per player is known to promote evolution of cooperation. Under a common assumption of positively biased payoff structure, well-connected players earn much by playing frequently, and cooperation once adopted by well-connected players is unbeatable and spreads to others. However, maintaining a social contact can be costly, which would prevent local payoffs from being positively biased. In replicator-type evolutionary dynamics, it is shown that even a relatively small participation cost extinguishes the merit of heterogeneous networks in terms of cooperation. In this situation, more connected players earn less so that they are no longer spreaders of cooperation. Instead, those with fewer contacts win and guide the evolution. The participation cost, or the baseline payoff, is irrelevant in homogeneous populations but is essential for evolutionary games on heterogeneous networks.

Keywords: altruism, evolutionary game, complex networks, scale-free networks

# 1 Introduction

A variety of creatures from many small organisms to social animals including humans show altruistic behavior. Altruism occurs even when being selfish is better for an individual, which constitutes the social dilemma (Dawes 1980; Sugden 1986). Emergence of altruism under social dilemmas can be explained by various mechanisms, such as kin selection, direct reciprocity, indirect reciprocity, and group selection (Nowak 2006). In the Prisoner's Dilemma, altruism is also promoted by the viscosity of populations (Axelrod 1984; Nowak & May 1992). If players are aligned on a spatially structured graph such as the square lattice, cooperators form close-knit clusters of conspecifics to survive the invasion of selfish defectors. Maintenance of such clusters is impossible in well-mixed populations modeled by the random graph and the all-to-all connected network. Spatial structure affects cooperation in other games as well (e.g. (Szabo & Hauert 2002)). Particularly, spatial structure can be detrimental to cooperation in the snowdrift game (Hauert 2002; Hauert & Doebeli, 2004).

To be more realistic, players often inhabit networks of social contacts more complex than the square lattice, the random graph, and the all-to-all connected network (Newman 2003). First, real social networks are small-world, implying the combination of abundant localized interactions, as in the square lattice, and sufficient shortcuts, as in the random graph. Second, players are heterogeneous in terms of the number of contacts with others. An extreme case of this is the scale-free network in which the number of neighbors is distributed according to the power law (Barabási & Albert 1999). In contrast, the number of neighbors of conventional networks is the same for everybody (regular lattices and the all-to-all connected network) or distributed with a narrow tail (so-called Erdős-Rényi random graph). Even though not all social networks are scale-free, the number of neighbors is naturally heterogeneous.

Recently, it was shown that heterogeneous networks promote evolution of cooperation in the Prisoner's Dilemma, the snowdrift game, and the stag hunt game. Particularly, scale-free networks are strong amplifiers of altruism (Duran & Mulet 2005; Santos & Pacheco 2005; Santos

& Pacheco 2006; Santos *et al.* 2006a; Santos *et al.* 2006b).

To explain the mechanism of enhanced cooperation, let us introduce the notion of the temperature of players. In evolutionary graph theory, hot players are those replaced often by others (Lieberman *et al.* 2005). By modifying this definition slightly, we denote by hot players those who play often, namely, players with many neighbors. Cold players are those with a small number of neighbors, such as leaves in a network. Hot players are allowed in more rounds of the game than cold players per generation. If the typical payoff obtained by playing a game is positively biased, which is a common assumption adopted in the previous studies cited above and others (Abramson & Kuperman 2001; Ebel & Bornholdt 2002; Ifti *et al.* 2004; Zimmermann & Eguíluz 2005; Eguíluz *et al.* 2005; Santos *et al.* 2006c) (but see (Pacheco *et al.* 2006; Tomassini *et al.* 2006) for other setups), it is largely worth participation. Then hot players earn more than cold players because everybody earns positive ‘base’ payoffs proportional to the number of neighbors. As a result, hot players are more successful in disseminating their strategies. Particularly, cooperation once employed by a hub is stable due to cooperative reactions in its neighborhood. In addition, if hubs tend to be connected to each other, as in the model proposed by Barabási and Albert (BA model) (Barabási & Albert 1999), cooperators on hubs form loose clusters to take advantage of a variant of spatial reciprocity (Santos & Pacheco 2005; Santos *et al.* 2006a; Santos *et al.* 2006b).

However, hot players are successful not owing to playing well but owing to the connectivity. In the present paper, we critically re-examine the effect of heterogeneous networks on emergence of cooperation. In real lives, participation in the game may be costly. A link to a neighbor implies building and maintaining communication, and this cost has actually been modeled for studying network formation (Jackson & Wolinsky 1996; Bala & Goyal 2000; Goyal & Vega-Redondo 2005). Expensive entry fees would dismiss the premium of hot players to change the entire scenario.

We study two-person games on networks with participation costs. For simplicity, networks are assumed to be fixed in size and topology. We show that there are three regimes depending on

how costly participation is. First, when participation is inexpensive, cooperation is enhanced on heterogeneous networks as discovered previously. Second, when the participation cost is intermediate, the effect of the local payoff structure, namely, the configuration of the two-person game, and that of the network are comparable. Then altruism does not develop. Third, when participation is very costly, initial strategies of cold players have long transients and propagate to hot players. With small and large participation costs, the network rather than the local payoff structure determines evolutionary dynamics. In the intermediate regime, evolution is most sensitive to the local payoffs.

## 2 Model

We compare effects of two types of networks on the evolution of cooperation by means of Monte Carlo simulations. A diluted well-mixed population is modeled by the regular random graph in which each player has 8 neighbors that are chosen randomly from the population. The heterogeneous networks are modeled by scale-free networks generated by the BA model, in which the number of neighbors denoted by  $k$  follows the power law  $p(k) \propto k^{-3}$  (Barabási & Albert 1999). The average number of neighbors in the scale-free networks is set equal to 8 for fair comparison with the regular random graph. Both types of networks consist of  $n = 5000$  players.

To probe the network effect, we consider only two simple strategies without memory, namely, unconditional cooperation and unconditional defection. The initial fraction of cooperators is set equal to 0.5. In one generation, everybody participates in the two-person game with all the neighbors. The payoff matrix will be specified in the next section.

Each player tends to copy successful strategies in its neighborhood. We apply the update rule compatible with the replicator dynamics, following the previous literature (Santos & Pacheco 2005; Santos *et al.* 2006a; Santos *et al.* 2006b). Suppose that player  $x$  with  $k_x$  neighbors has obtained generation-payoff  $P_x$ . To update the strategy,  $x$  selects a player  $y$  among the  $k_x$  neighbors with equal probability ( $= 1/k_x$ ). Then  $x$  copies  $y$ 's strategy with probability

$(P_y - P_x) / \{\max(k_x, k_y) \cdot [\text{uppermost payoff in one game} - \text{lowermost payoff in one game}] \}$  if  $P_y > P_x$ . The denominator is the normalization constant so that the replacement probability ranges between 0 and 1. If  $P_y \leq P_x$ , the strategy of  $x$  is unchanged. All the players experience updating according to this rule synchronously. This completes one generation.

Each evolutionary simulation consists of 5000 generations. The final fraction of cooperators denoted by  $c_f$  is calculated as the average fraction of cooperators based on the last 200 generations of 5 runs with different initializations for each network and 5 different realizations of the network. When the participation cost is not very large,  $c_f$  corresponds to values close to stochastic stationary values. Otherwise,  $c_f$  represents transient values.

## 3 Results

### 3.1 Prisoner's Dilemma

We start with two well-known payoff matrices of the simplified Prisoner's Dilemma. The first one is given by

$$\begin{array}{c} C \quad D \\ C \begin{pmatrix} 1 & 0 \\ T & 0 \end{pmatrix}. \end{array} \quad (1)$$

The entries of Eq. (1) indicate the payoff that the row player gains when playing against the column player. The first (second) row and column correspond to cooperation (defection). The Prisoner's Dilemma arises when  $T > 1$ , and larger  $T$  results in more defectors. With participation cost  $h$ , the payoff matrix becomes

$$\begin{pmatrix} 1-h & -h \\ T-h & -h \end{pmatrix}. \quad (2)$$

Note that introducing  $h$  does not trespass the notion of the Prisoner's Dilemma as far as  $T > 1$ .

Actually, the game defined by Eq. (1) or Eq. (2) lies on the boundary between the snowdrift game analyzed in Sec. 3.2 and the Prisoner's Dilemma. Therefore we also examine another standard payoff matrix of the generic Prisoner's Dilemma given by

$$\begin{array}{cc} & \begin{array}{cc} C & D \end{array} \\ \begin{array}{c} C \\ D \end{array} & \begin{pmatrix} b-c & -c \\ b & 0 \end{pmatrix}, \end{array} \quad (3)$$

where  $b > c$ . With the participation cost, Eq. (3) is transformed to

$$\begin{pmatrix} 1-r-h & -r-h \\ 1-h & -h \end{pmatrix}, \quad (4)$$

where  $r = c/b$ . In the following, we refer to numerical results for the payoff matrix given by Eq. (2). The results that are qualitatively the same as the following are obtained for Eq. (4), as shown in Supplementary figure 1(b-d).

The fraction of cooperators  $c_f$  is not affected by  $h$  on the regular random graph (Supplementary figure 1(a)). Because each player has the same number of neighbors, participation cost does not differentiate the players. In contrast,  $h$  drastically affects  $c_f$  for the scale-free networks, as shown in Fig. 1(a). In Fig. 1(b),  $c_f$  for the scale-free networks relative to  $c_f$  for the regular random graph is plotted. We identify three qualitatively different regimes in terms of  $h$ , which roughly correspond to (I)  $h < 0.24$ , (II)  $0.24 \leq h < 2$ , and (III)  $h \geq 2$ . The transition between (II) and (III) is fairly gradual.

### 3.1.1 Regime (I): Costless Participation

When  $h < 0.24$ , participation is inexpensive, and hot players such as hubs are strong competitors regardless of the strategies of their cold neighbors. The payoff of a player increases linearly with the number of contacts, as shown by thin lines with positive slopes in Fig. 2(a). In particular, cooperation spreads from hot cooperators to their cold neighbors, the local density of cooperators increases, and hot cooperators gain more by mutual cooperation. Cooperation triggered by hot players is self-promotive. Defective hot players may also win for a moment. However, defection then prevails in their neighborhood so that hot defectors can no longer exploit the neighbors because of mutual defection. This results in a null generation-payoff of

hot defectors so that they can be outperformed by their cold neighbors. A hot player sticks to cooperation but not to defection.

In sum, heterogeneous networks enhance altruism, which recovers the previous work corresponding to  $h = 0$  (Santos & Pacheco 2005; Santos & Pacheco 2006; Santos *et al.* 2006a; Santos *et al.* 2006b). Note that this regime extends to  $h < 0$ , that is, when gifts are given for participation so that everyone wins a positive payoff.

To illuminate on different dynamics of hot and cold players, we measure how often players flip the strategy. The average number of flips throughout the evolutionary run (including the contribution from both transients and stationary states) is shown in Fig. 2(b). Colder players experience more flips when  $h < 0.24$  (thin lines). They myopically follow what hotter players do both in transients and in stationary states. Cooperation on hubs is stabilized in an early stage, yielding less flips of hotter players.

### 3.1.2 Regime (II): Moderately Expensive Participation

Interestingly, cold players spread their strategies to hot players when  $h \geq 0.24$  (regimes (II) and (III)), which is opposite to what happens in regime (I). As a result, enhanced cooperation diminishes, even with a relatively small participation cost.

Regime (II) is defined by small to intermediate  $h$  ( $0.24 \leq h < 2$ ). Now the local payoff structure as well as the network topology is relevant. When  $h = 0.3$ , scale-free networks surpass the regular random graph in terms of the number of cooperators only for  $1 \leq T \leq 1.4$ . When  $h = 0.6$ , this range shrinks to  $1 \leq T \leq 1.1$ . The privilege of scale-free networks is entirely lost when  $h = 1$ . In regime (II), the payoff of a player linearly decreases with the number of contacts (thick lines with negative slopes in Fig. 2(a)). Consistent with this, hot players flip strategies more often than cold players (thick lines in Fig. 2(b)). Hubs no longer conduct the dynamics.



### 3.1.3 Regime (III): Costly Participation

When  $h$  is roughly greater than 2, participation is really costly. Then cold players with any strategy surpass hot players and govern the dynamics. This is not because cold players are tactical but because they play less often and lose less than hot players do. Strategies of cold players are not often replaced owing to the small number of neighbors. Consequently, cold players persist in their initial strategies, actually up to  $> 300000$  generations. In the meantime, strategies of cold players tend to spread to hot neighbors. As a result,  $c_f$ , which is measured at 5000 generations, is almost the same as the initial fraction of cooperators ( $= 0.5$ ) regardless of  $T$  (Fig. 1(a)). Figure 1(b) indicates that  $c_f$  is larger for the scale-free networks than for the random graph, but this is due to long transients. After a very long period, the fraction of cooperators will be smaller than  $c_f$  shown in Fig. 1(a) to eradicate the spurious advantage of scale-free networks.

## 3.2 Snowdrift Game

The snowdrift game, which is also known as the chicken game or the hawk-dove game (Sugden 1986; Hauert & Doebeli, 2004), is illustrated as a situation of two drivers caught in a snowdrift. For the two cars to get out, which is equivalent to payoff  $\beta$  (*morethan1*) for each driver, the snow must be shoveled away. A total effort of unity must be invested to this task. Two players may cooperate to share the cost so that each pays  $1/2$ , or one player may cover the full cost. Otherwise, both players miss  $\beta$ . Cooperation benefits not only the opponent but also the focal player itself. Different from the Prisoner's Dilemma in which defection is beneficial, in the snowdrift game, cooperation can deserve even when the opponent defects.

If the participation is free, the payoff matrix of the snowdrift game is given by

$$\begin{array}{cc} & \begin{array}{cc} C & D \end{array} \\ \begin{array}{c} C \\ D \end{array} & \begin{pmatrix} \beta - 1/2 & \beta - 1 \\ \beta & 0 \end{pmatrix}. \end{array} \quad (5)$$

In this case, heterogeneous networks reinforce evolution of cooperation as in the Prisoner's

Dilemma (Santos & Pacheco 2005; Santos *et al.* 2006a; Santos *et al.* 2006b). Without dismissing the structure of the snowdrift game, the participation cost translates the payoff matrix to the following form:

$$\begin{pmatrix} \beta - 1/2 - h & \beta - 1 - h \\ \beta - h & -h \end{pmatrix}. \quad (6)$$

As shown in Supplementary figure 2, the participation cost  $h$  does not influence  $c_f$  on the regular random graph. The fraction of cooperators converges to a value close to the theoretical estimate  $c_f = 1 - r$ , where  $r = 1/(2\beta - 1)$  is the cost-to-benefit ratio (Sugden 1986; Hofbauer & Sigmund 1998; Hauert & Doebeli, 2004). If cooperation is relatively costly with a small  $\beta$  (large  $r$ ), cooperators decrease in number.

On heterogeneous networks, how the fraction of cooperators varies as a function of  $r$  depends on the participation cost. We again find three regimes as shown in Fig. 3. The scale-free networks host more cooperators than the regular random graph only when  $h$  is near zero or negative (regime (I)). The advantage of the scale-free networks is neutralized by intermediate  $h$  (roughly speaking,  $h \cong 1$ ), which defines regime (II). Note that the reduction of cooperation is not as much as that for the Prisoner's Dilemma. With large  $h$  (roughly speaking,  $h \geq 2$ ),  $c_f$  is rather insensitive to the local payoff structure due to long transients (regime (III)).

### 3.3 General Two-person Games

With the participation cost incorporated, general symmetrical two-person games with two strategies are represented by

$$\begin{array}{cc} & \begin{array}{cc} C & D \end{array} \\ \begin{array}{c} C \\ D \end{array} & \begin{pmatrix} R - h & S - h \\ T - h & P - h \end{pmatrix}. \end{array} \quad (7)$$

In accordance with the previous sections, we denote by cooperation (defection) the strategy corresponding to the first (second) row and column. As  $T$  increases, players are tempted to defect, and  $c_f$  decreases. As  $S$  decreases, players would refuse cooperation to avoid exploitation by defectors. Therefore,  $c_f$  decreases. The Prisoner's Dilemma, the snowdrift game, and the

stag hunt game, are defined by  $T > R > P > S$ ,  $T > R > S > P$ , and  $R > T > P > S$ , respectively. The Prisoner's Dilemma usually accompanies another condition  $2R > T + S$  so that mutual cooperation is more beneficial than alternating unilateral cooperation.

Multiplying each element of Eq. (7) by a common constant modifies just the time scale of evolution. Accordingly, there are three free parameters in the payoff matrix, which are chosen to be  $T$ ,  $S$ , and  $h$ , while we set  $R = 1$  and  $P = 0$ .

In Fig. 4(a),  $c_f$  for  $h = 0$  is plotted in the  $T$ - $S$  parameter space for the regular random graph. As expected, the number of cooperators decreases with  $T$  and increases with  $S$ . The results are independent of  $h$ . For the scale-free networks, we plot  $c_f$  in Fig. 4(b-e) for four values of  $h$  (also see Supplementary figure 3 for the direct comparison of  $c_f$  for the scale-free networks and  $c_f$  for the regular random graph). We confirm the existence of the three regimes, extending the results shown in Figs. 1 and 3. First, as shown in Fig. 4(b), scale-free networks promote evolution of cooperation when the participation is costless (Santos *et al.* 2006a). Cooperation is strengthened in the Prisoner's Dilemma ( $T > 1, S < 0$ ), the snowdrift game ( $T > 1, S > 0$ ), and also the stag hunt game ( $T < 1, S < 0$ ). Second, the advantage of the heterogeneity is lost for a wide range of  $T$  and  $S$  when  $h = 0.5$  (Fig. 4(c)) and  $h = 1$  (Fig. 4(d)). Third, the transient is very long when participation is costly ( $h = 2$ ). This allows defectors to survive for a long time even without dilemma ( $S > 0, T < 1$ ) and considerable cooperators to survive under the Prisoner's Dilemma (Fig. 4(e)).

## 4 Discussion

We have discovered that the participation cost, which is irrelevant in well-mixed populations and on homogeneous networks including the regular lattices, casts a dramatic effect on evolutionary dynamics on heterogeneous networks. When participation is nearly free (regime (I)), heterogeneous networks promote cooperation (Duran & Mulet 2005; Santos & Pacheco 2005; Santos & Pacheco 2006; Santos *et al.* 2006a; Santos *et al.* 2006b). This is because the cooperation on hot players is robust against invasion of whatever strategies of cold players. Even

if a cold player is good at exploiting cooperators in the neighborhood, the aggregated payoff would be much smaller than that of a hot player that would earn a lot just by playing the game many times. Hot players are leaders, and cold players are myopic followers. However, this phenomenon is not robust against variation in participation costs, which is consistent with the loss of cooperation under positive affine transformation of the payoff matrix (Tomassini *et al.* 2006). When the participation cost is intermediate (regime (II)), cooperators do not really increase and even decrease on heterogeneous networks. When participation is costly (regime (III)), hot players myopically follow cold players. In regimes (I) and (III), not local payoff structure but network structure governs evolution. The local payoffs are relevant only in regime (II), for which cooperation is not enhanced by heterogeneous networks. Regimes (II) and (III), which have been largely unexplored, may be relevant in, for example, environmental problems, political conflicts, and human relationships. In these situations, players are often forced to play and incur participation costs. In other words, the best one could get may be the least disastrous, but not really wonderful, solution.

For replicator-type and many other update rules in well-mixed populations, evolution is invariant under uniform addition of a constant to the payoff matrix (e.g. participation cost). Then a game in regimes (II) and (III) can be translated into a game in regime (I). However, this operation is disallowed for heterogeneous networks. Because multiplying the payoff matrix by a positive constant alters just the evolutionary time scale in either case, there are two free parameters for two-person games in homogeneous populations, whereas there are three of them in heterogeneous populations (e.g.  $S$ ,  $T$ , and  $h$  as used in Fig. 4).

The present results can be generalized in some aspects. First, two-person games can be asymmetrical. Second, the update rule does not have to be of a replicator type (Hofbauer & Sigmund 1998; Ohtsuki *et al.* 2006) as far as the reproduction rate is not extremely nonlinear in the generation payoff. Third, large noise would blur but would not break down the three regimes. For example, irrational actions may cause hot cooperators, which are stable with small participation costs and small noise, to defect and elicit upsurges of defectors nearby.

However, noise does not overturn the fact that hot (cold) players are better off for small (large) participation costs. Fourth, network models can be arbitrary. For example, the scale-free networks based on the configuration model (without growth and preferential attachment) and the Erdős-Rényi random graph promote altruism in regime (I), albeit to a lesser extent than the BA model (Santos & Pacheco 2005; Santos *et al.* 2006a; Santos *et al.* 2006b). These heterogeneous networks as well as the BA model do not enhance altruism in regimes (II) and (III) (data not shown).

The present results also have limitations. First, we have only assumed memoryless strategies, namely, unconditional cooperators and unconditional defectors. Second, the networks have been static. In coevolutionary dynamics in which players form and sever links as well as play games, only regime (I) has been considered, a main conclusion being enhanced cooperation (Skyrms & Pemantle 2000; Zimmermann & Eguíluz 2005; Eguíluz *et al.* 2005; Santos *et al.* 2006c). In regime (III), for example, everybody must sever links to be loners (Goyal & Vega-Redondo 2005) (for the role of loners, also refer to (Hauert *et al.* 2002)). Third, we have used the additive payoff (Nowak *et al.* 1994; Abramson & Kuperman 2001; Ebel & Bornholdt 2002; Ifti *et al.* 2004; Santos & Pacheco 2005; Santos & Pacheco 2006; Duran & Mulet 2005; Santos *et al.* 2006a; Santos *et al.* 2006b). An alternative is to use the average payoff, or division of the generation payoff of each player by the number of neighbors (Kim *et al.* 2002; Santos & Pacheco 2006; Taylor & Nowak 2006). The average payoff is not affected by the number of neighbors and hampers the enhanced altruism on heterogeneous networks (Santos & Pacheco 2006; Tomassini *et al.* 2006). We have adopted the additive payoff scheme because its intuitive meaning is clearer than the average payoff. These topics warrant for future work.

## Acknowledgments

We thank Hisashi Ohtsuki and Eizo Akiyama for their valuable discussions and critical reading of the manuscript.

## References

- Abramson, G. & Kuperman, M. 2001 Social games in a social network. *Phys. Rev. E* **63**, 030901(R).
- Axelrod, R. 1984 *Evolution of Cooperation*. New York, NY: Basic Books.
- Bala, V., & Goyal, S. 2000 A noncooperative model of network formation. *Econometrica* **68**, 1181–1229.
- Barabási, A. -L. & Albert, R. 1999 Emergence of scaling in random networks. *Science* **286**, 509–512.
- Dawes, R. M. 1980 Social dilemmas. *Ann. Rev. Psychol.* **31**, 169–193.
- Durán, O. & Mulet, R. 2005 Evolutionary prisoner’s dilemma in random graphs. *Physica D* **208**, 257–265.
- Ebel, H. & Bornholdt S. 2002 Coevolutionary games on networks. *Phys. Rev. E* **66**, 056118.
- Eguíluz, V. M., Zimmermann, M. G., Cella-Conde, C. J. & San Miguel, M. 2005 Cooperation and the emergence of role differentiation in the dynamics of social networks. *Am. J. Sociol.* **110**, 977–1008.
- Goyal, S. & Vega-Redondo, F. 2005 Network formation and social coordination. *Games Econ. Behav.* **50**, 178–207.
- Hauert, Ch. 2002 Effects of space in  $2 \times 2$  games. *Int. J. Bifurcat. Chaos.* **12**, 1531–1548.
- Hauert, C., De Monte, S., Hofbauer, J. & Sigmund, K. 2002 Volunteering as red queen mechanism for cooperation in public goods games. *Science* **296**, 1129–1132.
- Hauert C. & Doebeli. M. 2004 Spatial structure often inhibits the evolution of cooperation in the snowdrift game. *Nature* **428**, 643–646.

- Hofbauer, J. & Sigmund, K. 1998 *Evolutionary games and population dynamics*. Cambridge, UK: Cambridge University Press.
- Ifti, M., Killingback, T. & Doebeli, M. 2004 Effects of neighbourhood size and connectivity on the spatial Continuous Prisoner's Dilemma. *J. Theor. Biol.* **231**, 97–106.
- Jackson, M. O. & Wolinsky, A. 1996 A strategic model of social and economic networks. *J. Econ. Th.* **71**, 44–74.
- Kim, B. J., Trusina, A., Holme, P., Minnhagen, P., Chung, J. S. & Choi, M. Y. 2002 Dynamic instabilities induced by asymmetric influence: prisoner's dilemma game in small-world networks. *Phys. Rev. E* **66**, 021907.
- Lieberman, E., Hauert, C. & Nowak, M. A. 2005 Evolutionary dynamics on graphs. *Nature* **433**, 312–316.
- Newman, M. E. J. 2003 The structure and function of complex networks. *SIAM Rev.* **45**, 167–256.
- Nowak, M. A. 2006 Five rules for the evolution of cooperation. *Science* **314**, 1560–1563.
- Nowak, M. A. & May, R. M. 1992 Evolutionary games and spatial chaos. *Nature* **359**, 826–829.
- Nowak, M. A., Bonhoeffer, S. & May, R. M. 1994 More spatial games. *Int. J. Bifurcat. Chaos* **4**, 33–56.
- Ohtsuki, H., Hauert, C., Lieberman, E. & Nowak, M. A. 2006 A simple rule for the evolution of cooperation on graphs and social networks. *Nature* **441**, 502–505.
- Pacheco, J. M., Traulsen, A. & Nowak, M. A. 2006 Active linking in evolutionary games. *J. Theor. Biol.* **243**, 437–443.
- Santos F. C. & Pacheco J. M. 2005 Scale-free networks provide a unifying framework for the emergence of cooperation. *Phys. Rev. Lett.* **95**, 098104.

- Santos F. C. & Pacheco J. M. 2006 *J. Evol. Biol.* A new route to the evolution of cooperation. **19**, 726–733.
- Santos F. C., Pacheco J. M. & Lenaerts T. 2006a Evolutionary dynamics of social dilemmas in structured heterogeneous populations. *Proc. Natl. Acad. Sci. U.S.A.* **103**, 3490–3494.
- Santos, F. C., Rodrigues, J. F. & Pacheco, J. M. 2006b Graph topology plays a determinant role in the evolution of cooperation. *Proc. R. Soc. B* **273**, 51–55.
- Santos, F. C., Pacheco, J. M. & Lenaerts, T. 2006c Cooperation prevails when individuals adjust their social ties. *PLoS Comput. Biol.* **2**, 1284–1291.
- Skyrms, B. & Pemantle, R. 2000 A dynamic model of social network formation. *Proc. Natl. Acad. Sci. U.S.A.* **97**, 9340–9346.
- Sugden, R. 1986 *The economics of rights, co-operation and welfare*. New York, NY: Blackwell.
- Szabó, G. & Hauert, C. 2002 Phase transitions and volunteering in spatial public goods games. *Phys. Rev. Lett.* **89**, 118101.
- Taylor, C. & Nowak, M. A. 2006 Evolutionary game dynamics with non-uniform interaction rates. *Theor. Popul. Biol.* **69**, 243–252.
- Tomassini, M., Luthi, L. & Pestelacci, E. 2006 Social dilemmas and cooperation in complex networks. arXiv:physics/0612225.
- Zimmermann, M. G. & Eguíluz, V. M. 2005 Cooperation, social networks, and the emergence of leadership in a prisoner’s dilemma with adaptive local interactions. *Phys. Rev. E* **72**, 056118.



## Figure captions

Figure 1: The Prisoner's Dilemma on the scale-free networks with participation costs. The payoff matrix is represented by Eq. (2). (a) The final fraction of cooperators  $c_f$ . (b)  $c_f$  for the scale-free networks shown in (a) minus  $c_f$  for the regular random graph shown in Supplementary figure 1a.

Figure 2: The effect of the number of neighbors in the Prisoner's Dilemma on the scale-free networks. (a) The average generation payoff and (b) the average number of flips are plotted in terms of the number of neighbors that a player has. Note that the log scale is used for the abscissa of (b) for clarity. The lines correspond to  $h = 0$  (thinnest line), 0.2, 0.23, 0.24, 0.25, 0.3, and 0.5 (thickest line). The payoff matrix is given by Eq. (2) with  $T = 1.5$ .

Figure 3: The snowdrift game on the scale-free networks with participation costs. (a)  $c_f$ , and (b)  $c_f$  for the scale-free networks shown in (a) minus  $c_f$  for the regular random graph shown in Supplementary figure 2.

Figure 4:  $c_f$  in the  $T$ - $S$  space for (a) the regular random graph and the scale-free networks with (b)  $h = 0$ , (c)  $h = 0.5$ , (d)  $h = 1$ , and (e)  $h = 2$ .

Supplementary figure 1: (a) The final fraction of cooperators  $c_f$  in the Prisoner's Dilemma on the regular random graph. The payoff matrix is represented by Eq. (2). The results for the payoff matrix Eq. (4) are shown in (b-d). (b)  $c_f$  for the regular random graph, (c)  $c_f$  for the scale-free networks, and (d)  $c_f$  for the scale-free networks minus  $c_f$  for the regular random graph.

Supplementary figure 2:  $c_f$  for the snowdrift game on the regular random graph.

Supplementary figure 3:  $c_f$  for the scale-free networks (Fig. 4(b-e)) minus  $c_f$  for the regular random graph (Fig. 4(a)) in the  $T$ - $S$  space. (a)  $h = 0$ , (b)  $h = 0.5$ , (c)  $h = 1$ , and (d)  $h = 2$ .

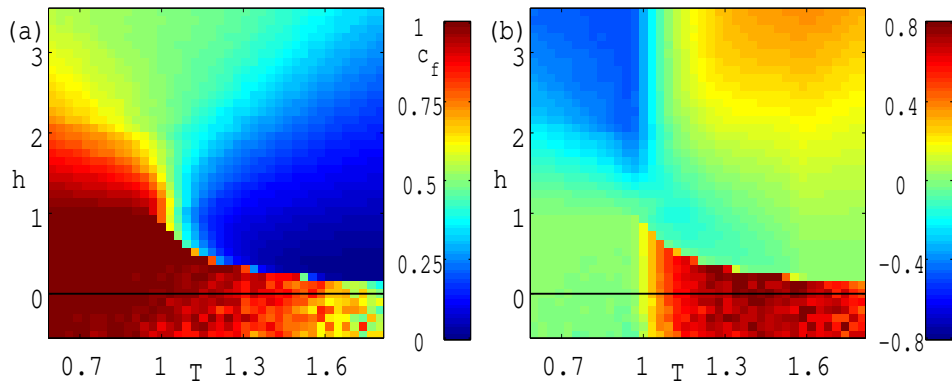


Figure 1:

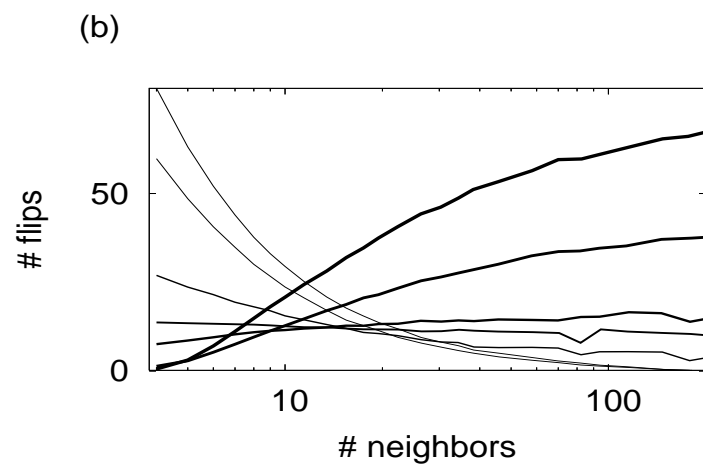
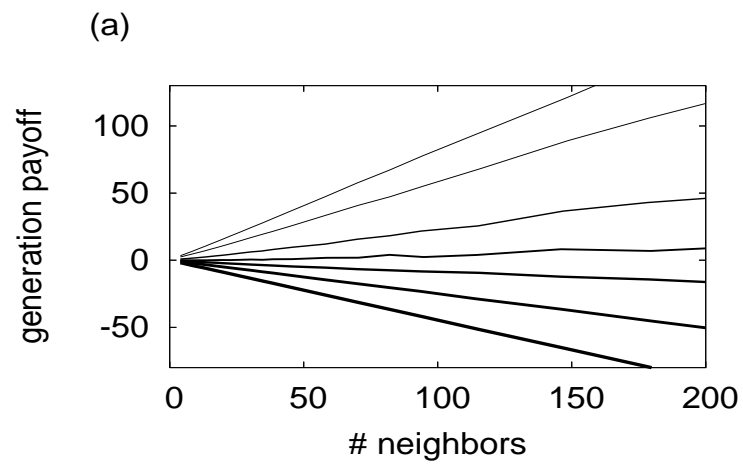


Figure 2:

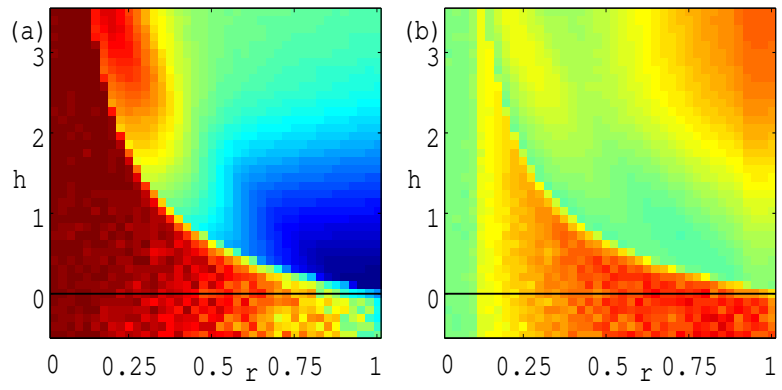


Figure 3:

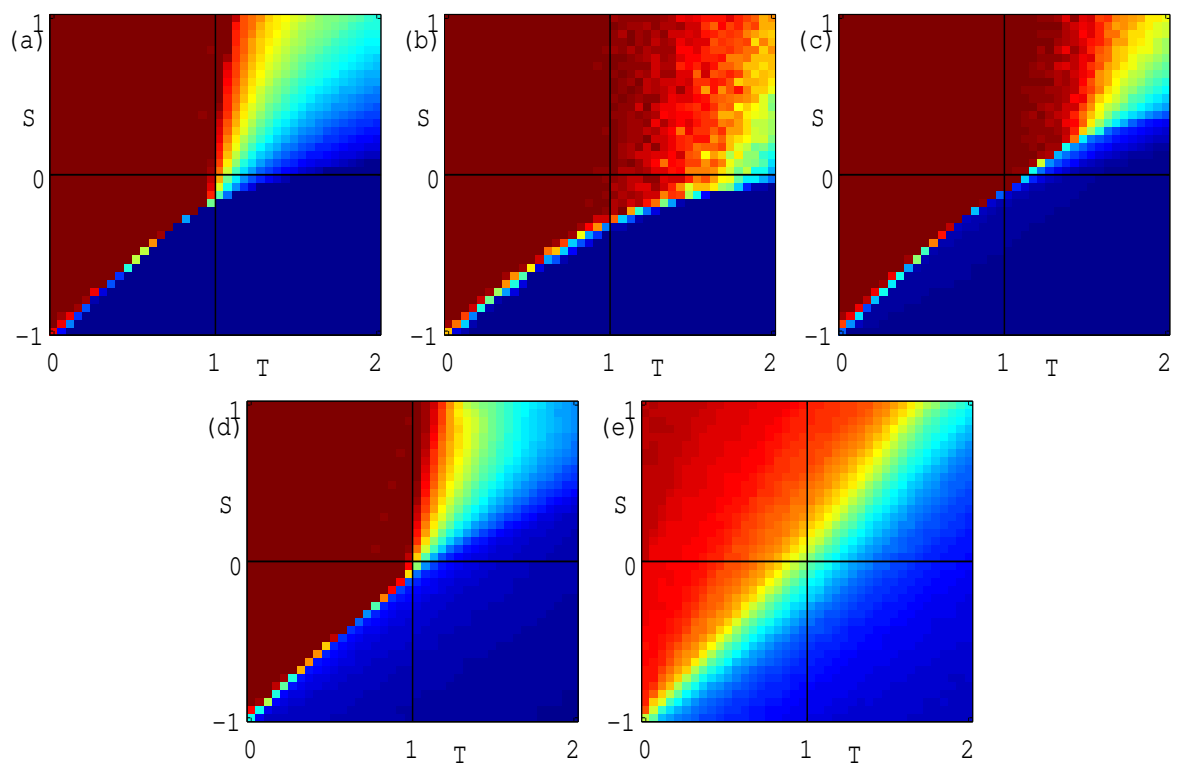
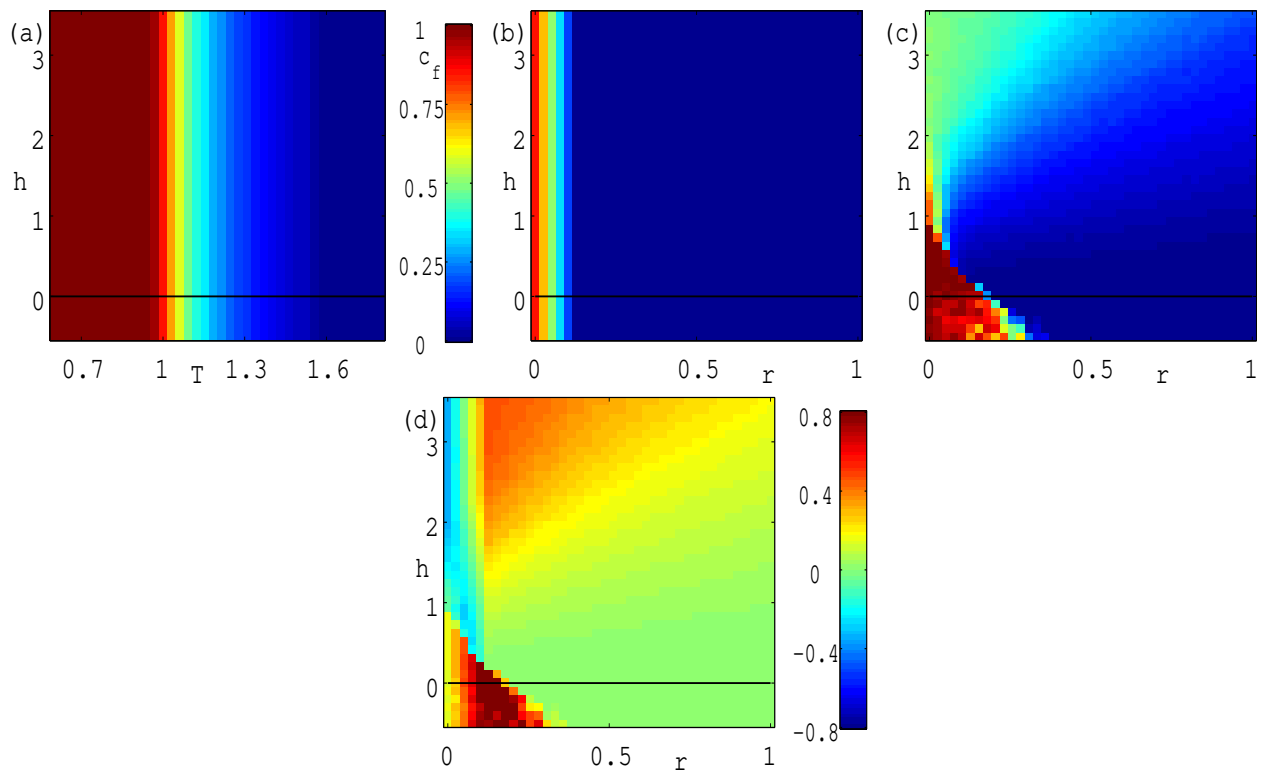
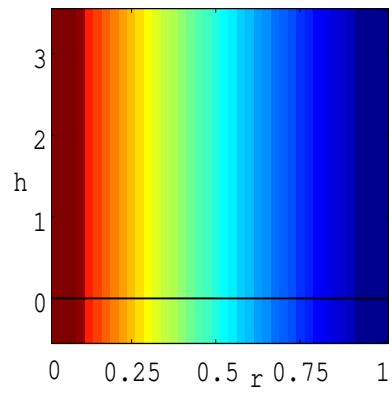


Figure 4:

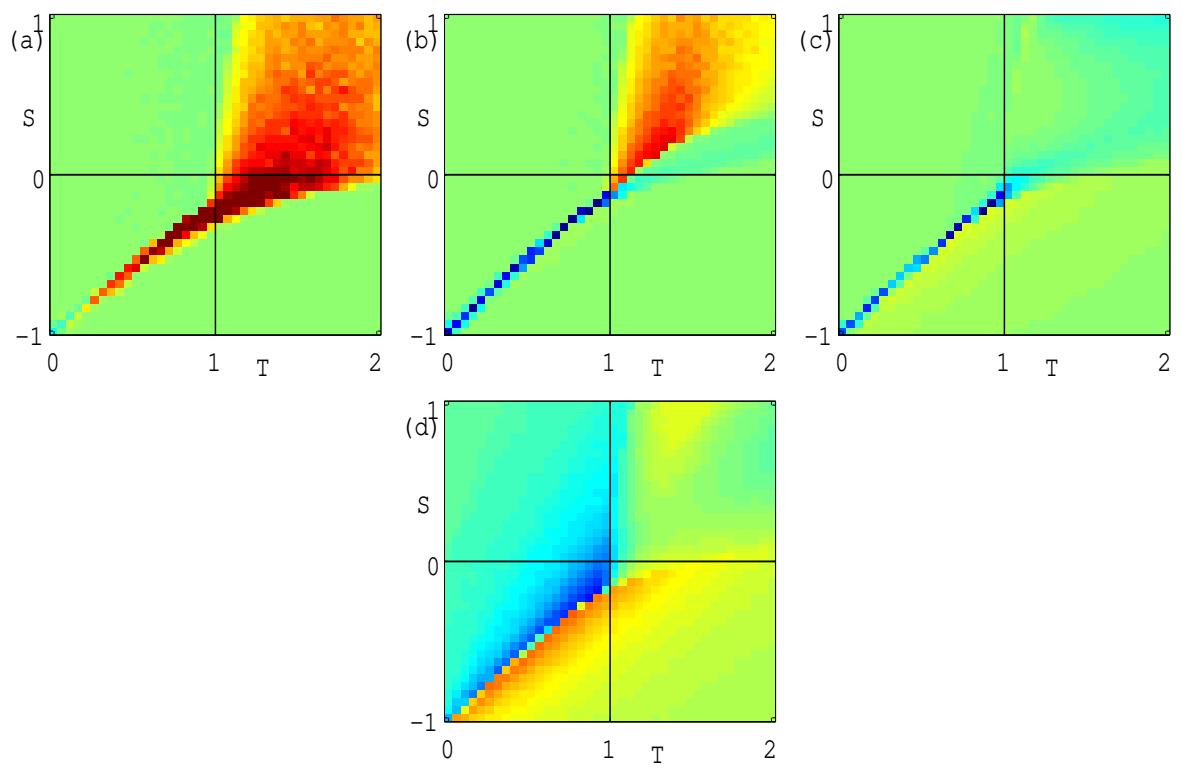


Supplementary figure 1:



Supplementary figure 2:





Supplementary figure 3: