

Mesoscopic structure conditions the emergence of cooperation on social networks

Sergi Lozano¹, Alex Arenas¹ and Angel Sánchez^{2,3}

¹*Departament d'Enginyeria Informàtica i Matemàtiques, Universitat Rovira i Virgili
Av. Països Catalans, 26, 43007 Tarragona, Spain*

²*Grupo Interdisciplinar de Sistemas Complejos (GISC), Departamento de Matemáticas
Universidad Carlos III de Madrid, 28911 Leganés, Spain*

³*Instituto de Biocomputación y Física de Sistemas Complejos (BIFI)
Universidad de Zaragoza, 50009 Zaragoza, Spain*

Abstract

We study the evolutionary Prisoner's Dilemma on two social networks obtained from actual relational data. We find very different cooperation levels on each of them that can not be easily understood in terms of global statistical properties of both networks. We propose to look instead at the mesoscopic scale, specifically to the community structure of the networks, and show that the reason for this different cooperation behavior can be traced back to their intermediate-scale features. We explain the dependence of the cooperation level on the temptation parameter in terms of the internal structure of the communities and their interconnections. Our results support the conclusion that studies of games on model networks and their interpretation in terms of global properties may not be sufficient to study specific, real social systems. In addition, the community perspective may be helpful to interpret the origin and behavior of existing networks as well as to design structures that show resilient cooperative behavior.

I. INTRODUCTION

The emergence and survival of cooperation in adverse environments has been, for a long time, a challenging problem for scholars in disciplines as diverse as biology, sociology or economics [1, 2, 3]. While some answers have been advanced in the last forty years, including kin selection [4], reciprocity [5], repeated interactions [6], or indirect reciprocity [7], cooperation among unrelated individuals is far from understood. Social dilemmas, situations in which individual rationality leads to situations in which everyone is worse off, are a prominent example of this conundrum [8]. Within the general framework of evolutionary game theory, which is particularly well suited to study this problem, the Prisoner's Dilemma (PD) is a paradigmatic setting to capture the paradox of altruism persistence against short-term benefits of egoism. In this game two players choose between cooperation (C) or defection (D). If they both cooperate or defect they receive a payoff of magnitude R (for reward) or P (for punishment) respectively; if one of them chooses C and the other decides D, the latter obtains a payoff T (for temptation) and the former ends up with the sucker's payoff S . Relations between different possible payoffs follow the rule: $2R > T > R > P > S$, that immediately poses the dilemma: While the rational choice is to defect, it leads to a highly inefficient outcome as compared to that obtained by two cooperators.

Among the plethora of studies devoted to this issue, a particularly important and fruitful one is the modeling of the population as a set of non-rational, learning agents that interact locally [10, 11, 12, 13, 14, 15, 16]. Locality is introduced in the model through a regular lattice in which agents are placed. These agents then play the game only with their neighbors (in neighborhoods that can be defined in different ways) instead of interacting with all other agents. Learning is introduced through imitation: after a round of games has been carried through the whole lattice, agents look at their neighbors and choose the strategy that has led to the highest payoff before proceeding to the next round of games. With these two ingredients, namely locality and imitation, it is generally observed that states in which a sizeable part of the population cooperates emerge (at least for values of T not too close to $2R$), the mechanism for this emergence being the formation of clusters of cooperators that can successfully outcompete defectors.

In view of this conclusion, valid for the PD on regular lattices, the question arises as to whether the result applies also to social networks. As a first step to answer this question, some authors have focused their interest on the influence of certain structural features that have been observed in real networks on the evolution of cooperation [17, 18, 19]. Thus, Abramson and Kuperman [17] studied the small-world phenomenon [20], finding a non-monotonic dependence of the density of cooperators on the number of long-range links and on T , while Durán and Mulet [18] analyzed Poisson random graphs, and concluded that in this case the asymptotic state was non-stationary. More recently, Santos and coworkers [19] considered scale-free networks as models for social networks, and observed a region of parameters for the PD where cooperation was the asymptotic state. A general conclusion of this research is that the inhomogeneity of the degree distribution plays a central role on this issue, and that it may favor the emergence of cooperation. However, none of these studies deals with true social networks, as they are all based on different types of artificial models (small-world, Poisson random, scale-free). It is only natural then to ask about the emergence and survival of cooperation in social networks obtained directly from experiments or measurements [21].

To our knowledge, there is only one paper about the PD on real social networks [22], in which the dynamics of cooperation driven by random mutations is studied, motivating further claims of the relevance of the inhomogeneous degree distribution and of the links between hubs or highly connected sites. However, as the point of view in [22] is dynamical, and the learning rule is not unconditional imitation, it is not possible to make a direct comparison to earlier works. Therefore, our research is a first attempt to understand the relevance of introducing empirical social networks as a support for the local interactions in the framework of imitation models [10, 11, 12, 13, 14, 15, 16]. There are a number of reasons to stick to this learning rule. From the theoretical viewpoint, it is clear that other rules, such as best-reply, will lead straightforwardly to a fully defecting population even with local interactions. It can be argued that imitation is too simple a rule but, as discussed in [13], there are several reasons why agents may fail to recognize they are in a dilemma situation, which would lead them to defection. In addition, for global interactions learning by imitation ends up in global defection, and hence cooperation in a local model can not be

due solely to this learning rule. From the experimental viewpoint, there are several reports that indicate that imitation is commonly used by humans [23, 24, 25]. Finally, imitation can be justified in psychological terms by looking at how confirmation and disconfirmation of beliefs are carried out [26] and has been also proposed as a relevant force to drive the evolution towards economic equilibrium [27].

Into this well established and accepted scenario of local interactions and learning by imitation, we bring in a mesoscopic perspective, by focusing on the community structure of the social network. This is one of the most relevant characteristics of real social networks and, as we will see below, it gives rise to very important differences in behavior: Indeed, the main result of our research is that cooperation may or may not emerge in a true social network depending on the structure of its communities. After providing evidence supporting this conclusion, we will identify the specific mesoscopic structural properties responsible for these opposite behaviors, namely the intra- and inter-community structures. Our results make clear that in order to understand cooperation in social networks a detailed analysis of these mesoscopic features is needed, and that a generic, separate study of the influence of specific structural characteristics (such as a scale free degree distribution or the small-world property) may not apply to actual sociological issues. We will also discuss how the observed behaviors are connected to the design or origin of the networks considered.

II. METHODS

A. Datasets

For our research we have used two social substrates obtained by sampling real relational data. The first substrate is a social network obtained from the email traffic between members of University Rovira i Virgili (in Tarragona, Spain; email network from now on), where nodes represent individual email addresses and undirected links between two nodes indicate bidirectional communication (at least one email in each direction) [28]. Our second real social substrate nodes represent users of the "Pretty-Good-Privacy" encryption algorithm (PGP network, from now on), and links trace trust relationships between those

network	ref.	N	P(k)	$\langle C \rangle$	r
email	[28]	1133	$\sim \exp^{-k/9.2}$	0.25	0.078
PGP	[29]	10680	$\sim \begin{cases} k^{-2.63} & \text{if } k < 40 \\ k^{-4.0} & \text{if } k > 40 \end{cases}$	0.26	0.238

TABLE I: Statistical properties of e-mail and PGP networks. N is the number of nodes of the giant component of the network considering only those links that are bidirectional (indicating mutual acquaintance between nodes). P(k) is the degree distribution (best fit to the data). $\langle C \rangle$ is the clustering coefficient, and finally r stands for the assortativity coefficient [30].

persons who sign each other's public keys [29]. For a comparison of some statistical properties see Table 1. Note that neither of these social networks is bipartite, in contrast with many other social networks in the literature that are build on a collaboration framework.

B. Communities

As the key concept to understand networks at a mesoscopic level, we propose to focus on their community structure. Community structure is a common feature of many networks: Communities arise as subgraphs with dense connection within themselves and sparser ones between them, and very generally have functional implications [31]. Among the wide variety of algorithms available to define the community distribution of networks [32], we have chosen a divisive algorithm based on Extremal Optimization (EO) heuristics [33]. A detailed description of the method is beyond the scope of the paper, but full details can be found elsewhere [34]. Once we have determined the number and size of networks communities, we focus on the study of two structural mesoscopic characteristics: The connectivity between communities and their internal organization.

C. Randomization

In order to understand the effects of the community structure, we have compared the results on the two networks with their randomized version preserving the degree of each

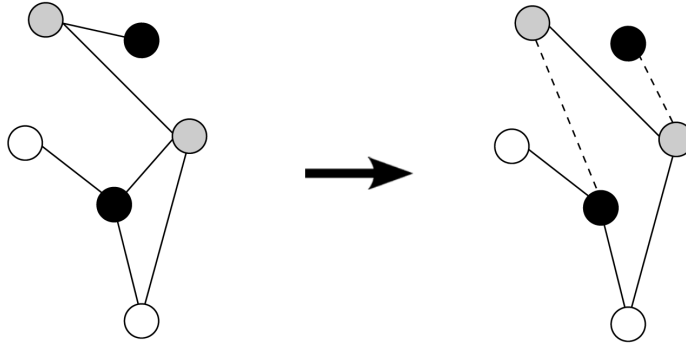


FIG. 1: Randomization of networks. One step of the rewiring procedure: On the left we can see, in black and grey respectively, the two nodes chosen randomly and the neighbors to be exchanged. On the right, after making the rewiring, the original links have disappeared and the new ones are represented as dashed lines.

node, carried out through a rewiring process [35] (see Fig.1). The process, that consists of choosing randomly two nodes and exchanging one neighbor of each node (also selected randomly), destroys correlations between nodes and in particular the community structure. The comparison should reveal the effects introduced on the PD game by the community distribution, separating them from those ones generated by the degree distribution (for this topic see e.g. [19, 36] and references therein).

D. Dynamics

Our simulations of the PD over all the networks follow strictly the rules in [10, 12], namely:

- Initial strategies of agents are assigned randomly with the same probability to be C or D (we have checked that other choices for the initial fraction of C or D lead to similar results).
- The game is played between each pair of neighbors. Payoffs are $R = 1$, $T = b$ ($b > 1$), $S = P = 0$, b being our control parameter.
- Accumulated payoffs of all agents are computed by adding up the results of the games

with their neighbors in the present turn.

- In the next round, every agent imitates the strategy of the most successful agent in her neighborhood (randomly selected if there are two or more agents with the same payoff), after which payoffs are reset to zero.

III. RESULTS

Let us begin by examining the results of simulations of the PD on real social networks as a function of the temptation parameter b . In Fig. 2 we plot the final density of cooperators on the two cases addressed here, email and PGP. The first remarkable feature of these plots is the high level of cooperation attained even for large values of b on both networks, as compared to the results on regular lattices [10, 12, 16] with the same imitation dynamics. The cooperation levels are not as high as those reported by Santos *et al.* [36, 37] on scale free networks, although in their simulations the dynamics is stochastic, and therefore a direct comparison can not be made. In this regard we want to stress that the two networks we are analyzing can not be considered scale-free: The e-mail network has a clear exponential distribution of degrees, and the PGP presents two regions with a clear crossover from a power law behavior with exponents -2.63 (for degree $k < 40$) and -4 (for degree $k > 40$) indicating clearly a bounded degree distribution.

Figure 2 allows also to extract another very relevant observation: The dependence of the level of cooperation on the temptation parameter b is very different for both networks. As we may see from the plots, the cooperation level on the email network is a decreasing function of b , going from values very close to unanimous cooperation for $b \gtrsim 1$ to about a 15% for b close to 2. On the contrary, the PGP network presents an almost constant cooperation level, with a variation of a 10% at most in all the range of b values, except for $b = 2$. These results immediately lead to the conclusion that there is no typical behavior of the cooperation level on true social networks, at least in the framework of the PD with imitation dynamics or learning.

The above conclusion is further reinforced by noting that the cooperation level in each network changes in a very different manner when their community structure is taken away.

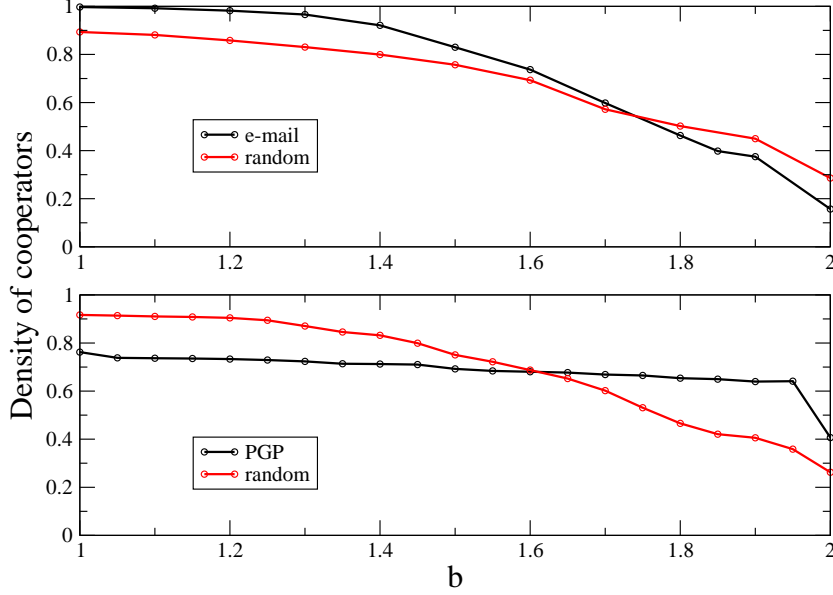


FIG. 2: Evolution of cooperation in real social networks. Black lines: Density of cooperators as a function of b , obtained by numerical simulations on the email (top) and PGP (bottom) networks. Red lines: Density of cooperators on random networks generated from the original ones by a rewiring procedure that preserves the degree distribution, but breaks up the community structure (see text). The equilibrium densities of cooperators have been obtained by averaging 500 generations, after a transient time of 750 generation steps. Each point corresponds to an average over 1000 independent simulations with 50% cooperators and defectors as the initial condition.

Indeed, if we compare the results of playing the game on each lattice with those obtained in their randomized version, generated as described above, we observe opposite behaviors. On one hand, on the email network cooperation reaches extremal values, higher than the random case when b is close to 1, and lower when b is close to its maximum limit of 2. On the other hand, the PGP network exhibits exactly the opposite behavior: Cooperation is better on the random version for low values of the temptation b , and worse for higher values. Remarkably, the cooperation level in the random versions of the two networks is very similar, and close to those reported in [18] for Poisson graphs and in [37] for the configuration (random) model, although it must be kept in mind that the dynamics is different in the latter case; interestingly, this does not seem to induce large differences in

behavior in this respect.

Our two examples, email and PGP, do not seem to fit in any of the categories previously reported in the literature for the behavior of the PD, which implies that the macroscopic (global, statistical) differences between both topologies (see Table 1) are not determinant for the opposite behaviors observed. Furthermore, the fact that destroying the correlations, in particular their community structure, preserving the degree distribution, drives the behavior of the two networks to the same general pattern, points directly to the mesoscopic organizational level as the possible source of the explanation for the dramatic differences observed in the original systems. Therefore, in order to gain insight on this problem, we have to make a deeper analysis of the structure of both networks, an analysis that must proceed at an intermediate level in view of the fact that neither the whole network nor individual agents provide the clue to understanding our observations.

IV. DISCUSSION

A. Inter-community structure

To summarize the results obtained from a community analysis of both social networks and to facilitate their comparison, the outcome of our analysis is jointly presented in Fig. 3. Each node corresponds to a community, and a link between two nodes denotes cross-relations. In addition, size of nodes and links give information about community size and number of cross-links, respectively. It is evident from the plot that communities in the email network are densely interconnected, organized almost as a fully connected graph with almost constant weighted degree distribution. On the contrary, the community network corresponding to PGP presents a sparser pattern of links satisfying an exponential form for the weighted degree distribution.

How can differences in connectivity between communities result in the behaviors shown in the previous section? To answer this question, consider an isolated community, which we could see as a small separate network, and where the PD game evolves in principle

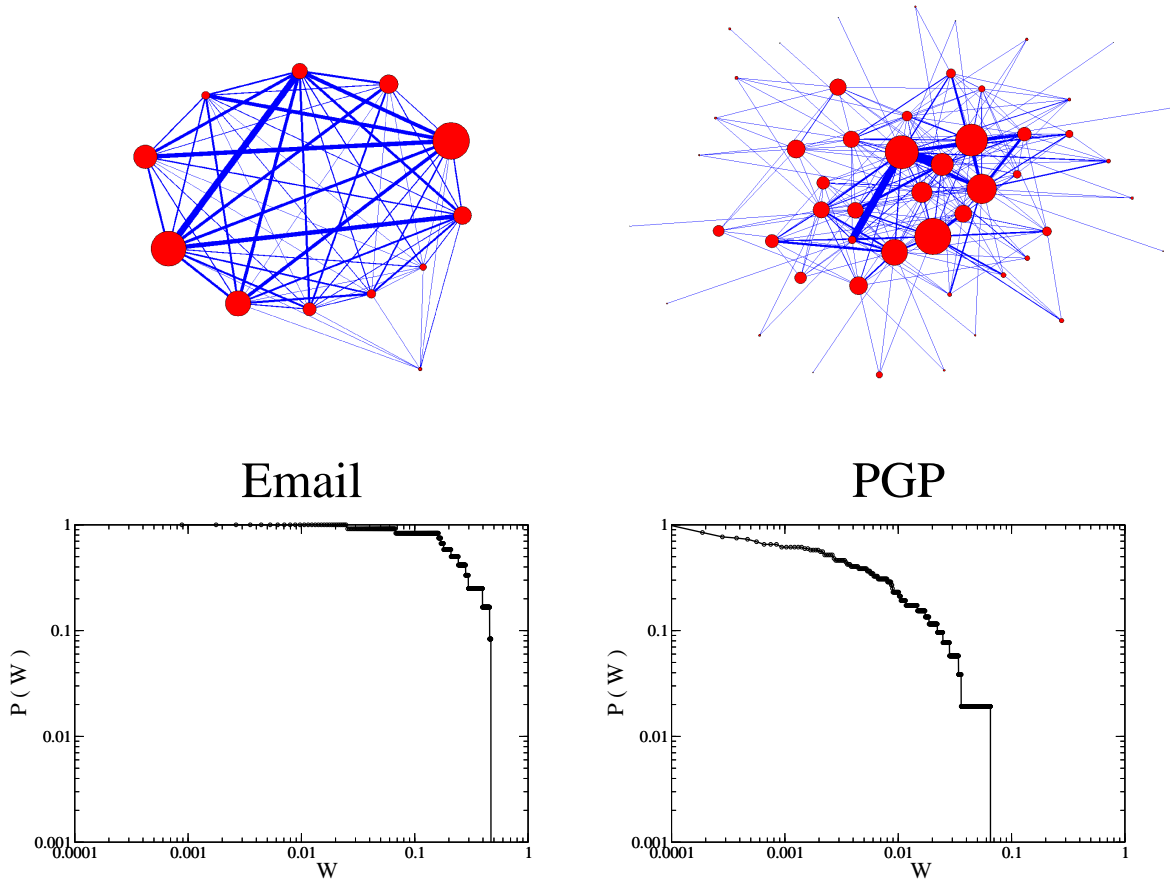


FIG. 3: Top: Community structures of the email (left) and PGP (right) networks. Nodes correspond to communities (where size is proportional to their number of members) and links represent cross-connections (where width corresponds to the number of inter-connections). Bottom: Weighted degree distribution of the two community networks above.

to a steady state that depends mainly on local conditions (initial densities of C and D and structure) and on b . Imagine now that the links with the rest of the network are progressively brought into the picture: The local dependence is in turn influenced by a macroscopic scale dependence. As cross-connection progresses, the dynamics of the game inside the community becomes more and more vulnerable to external (i.e., from outside the community) influences such as, e.g., global cooperator hubs (when temptation to defect, b , is low) or defection avalanches (as the b parameter grows). This rationale implies immediately that from the observed community structure, the cooperation level should be less dependent on the temptation parameter on the PGP network, where communities are less interconnected, than on the email network, in agreement with the results above.

B. Intra-community structure

The internal structure of communities in both networks also presents differences that can be related to the results obtained. To reveal this influence, we have studied the internal (i.e., within the community) degree distribution of communities on the attained cooperation level. To represent the results for all communities in a way that allows comparison in a direct manner, we have calculated the normalized difference between the average and the maximum value of the internal degree in each community. Figure 4 shows the results obtained: Comparing both diagrams, we notice that the internal degree of communities forming the email network is quite homogeneous, while the case of PGP communities presents (in most cases) maximum internal degrees that stand out significantly from the average value (up to 30 times the average degree), implying a very large heterogeneity. We have called these nodes with very high internal degree *local hubs*.

Previous works have stressed the role of hubs at a macroscopical level in PD dynamics on adaptive networks [38, 39, 40]. Although our networks are static, it is expected that the presence of these local hubs in PGP communities (as well as their absence in the email ones) influences strongly the evolution of the PD on these networks. To be specific, local hubs play a double stabilizing role: First, as most nodes in the community are directly linked to their local hub, the whole community tends to imitate the strategy of the hub; second, when a less connected member of the community changes her strategy following an external node, the influence of the local hub makes it harder for this strategy to spread to the whole community. On the contrary, homogeneous internal degree distributions, as in the case of the email network, lead to a behavior that is not governed by hubs: All nodes are more or less equivalent, and subsequently their strategies evolve in a synchronized manner, at least to some degree. That this is indeed the case is shown in the example of Fig. 5, where we can clearly observe some communities (marked in red) changing strategy from one step to the next almost as a coherent group.

In fact, these oscillations provide yet another manner to characterize the difference be-

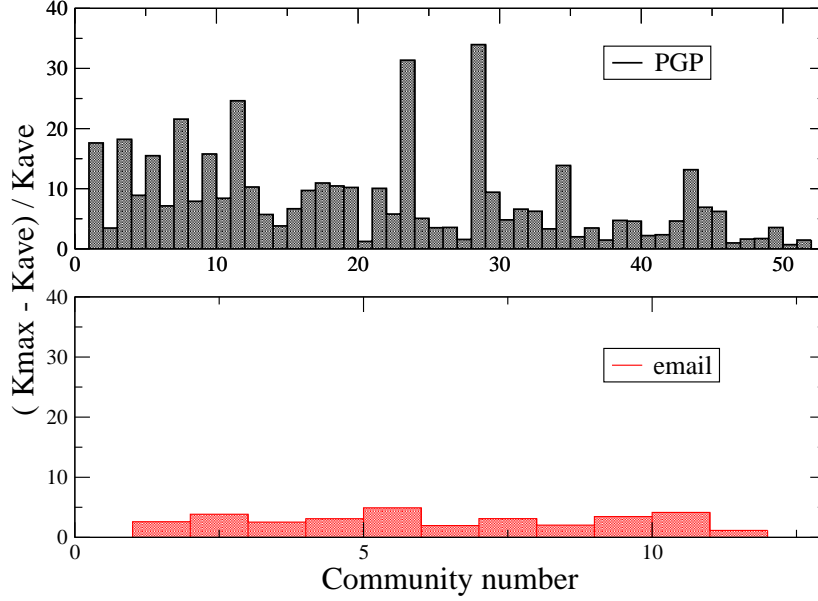


FIG. 4: Internal structure of the communities and presence of 'local hubs'. Normalized difference between the average and the maximum value of the internal degree in each community. Large differences at many PGP communities indicate the presence of hubs at a local (community) scale. On the contrary, differences corresponding to email communities are small, revealing quite homogeneous distributions of degrees.

tween the two networks of our study: We can also monitor the proportion of unsatisfied agents, where an unsatisfied agent is defined as an agent that switches strategy cyclically over time. The results for both networks are shown in Fig. 6. We see that for both networks the number of unsatisfied agents grows with the temptation parameter. We note in passing that the density of unsatisfied agents in the randomized networks (not shown), consistently with the results in [18] for Poisson graphs, is appreciably larger than in the original ones, indicating once again that the community structure plays a key role in this problem. For the email network the average density per community of unsatisfied agents behaves like the fraction of unsatisfied agents, but for the PGP network there is a peak at $b = 1.3$ and subsequently decreases with increasing b . We have checked that this behavior is due to a specific community, which oscillates with a larger amplitude than the rest. As b increases, more communities begin to oscillate and the effect of this particular one is averaged out. On the

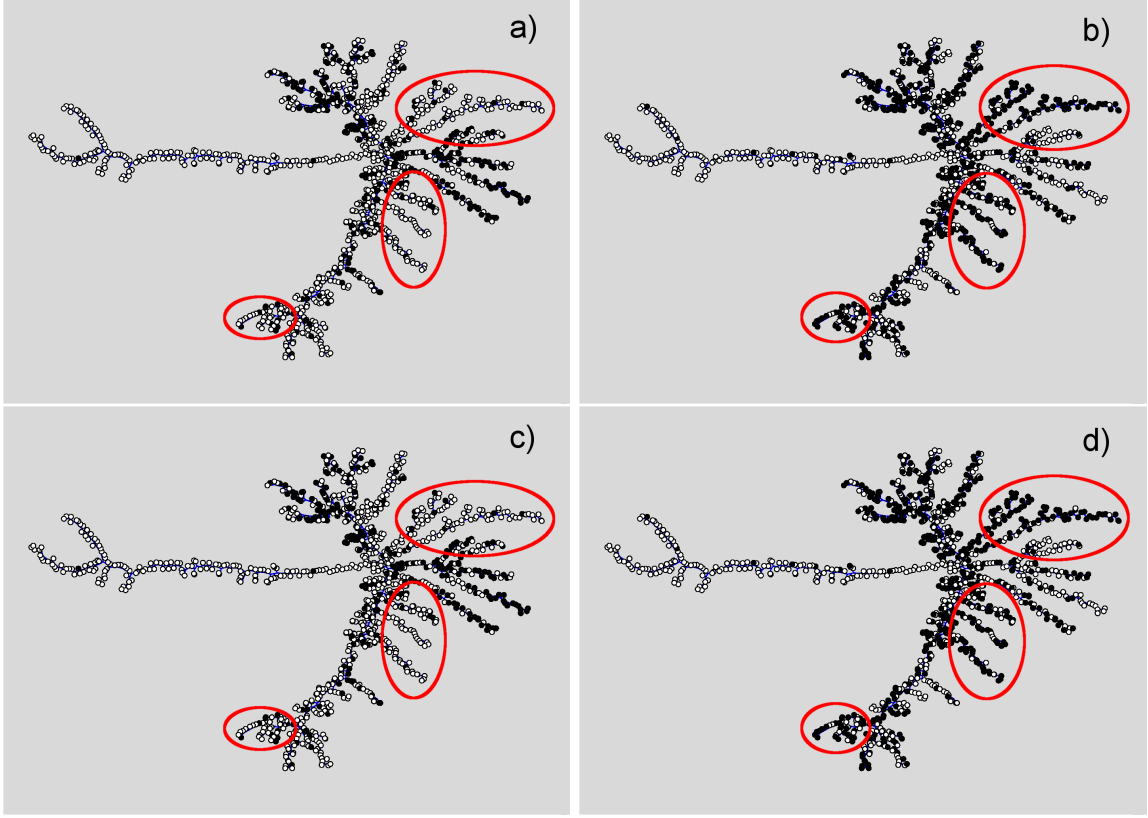


FIG. 5: Synchronized behavior of communities. From a) to d), four consecutive steps of the temporal evolution of a simulation on a community-based representation of the network. White and black nodes represent agents adopting C and D respectively. Regions marked in red correspond to communities that change of strategy quasi-coherently in each time step. See [28] for more information about this type of network representation.

other hand, and in agreement with our expectations based on the discussion in this section, the behavior of PGP communities is much more static because local hubs act as controllers of the community (and hence as inhibitors of the oscillations), as clearly shown in Fig. 7.

V. CONCLUSIONS

In this work we have addressed the issue of the emergence of cooperation on true social networks in the framework of the evolutionary PD with imitation. Our results on two different networks show clearly that the specific details of the network considered are very relevant to determine the level of cooperation reached. Furthermore, our analysis sheds

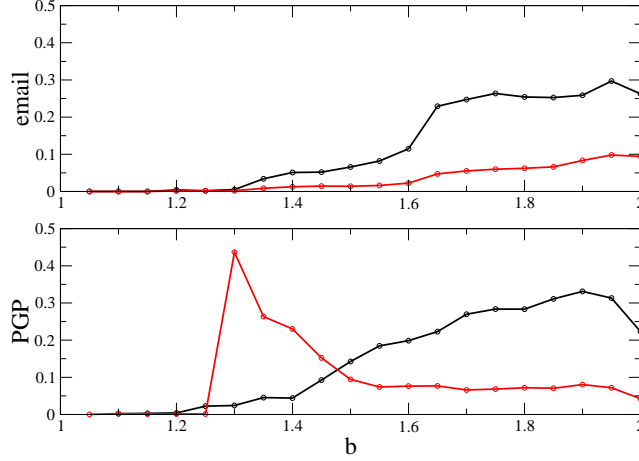


FIG. 6: Unsatisfied agents and communities. Black lines: Fraction of communities where there are unsatisfied agents. Red lines: Average density of unsatisfied agents (average is carried out only over communities with unsatisfied agents). Top: Email network; bottom: PGP network.

light on the role played by community structure in promoting or inhibiting cooperation in social networks: Our results strongly suggest that two mesoscopic structural properties (the connectivity between communities and their internal structure) influence the evolution of cooperation in social networks by increasing or lowering the stability of the behavior of the communities against changes on the temptation to defect. Thus, on one hand, the email network presents a dense connectivity between communities and quite homogeneous degree distributions within communities. The interplay of these two properties imposes a high sensitivity of cooperation to changes on the b value, that manifests itself in the coherent behavior of communities. On the other hand, the PGP network exhibits very different characteristics at a mesoscopic level, namely sparse connectivity between communities and presence of local hubs. These are both stabilizing properties that contribute to a scenario with high stability against defection and a cooperation level almost independent of the temptation parameter. Interestingly, recent work [41] on artificial networks, studying the PD Erdős-Rényi and Barabási-Albert models finds also different levels of cooperation on both systems that resemble our observations here (the properties of the Erdős-Rényi and Barabási-Albert models are similar, respectively, to our email and PGP networks), and advance an explanation in terms of hubs much as we do here, although from a more

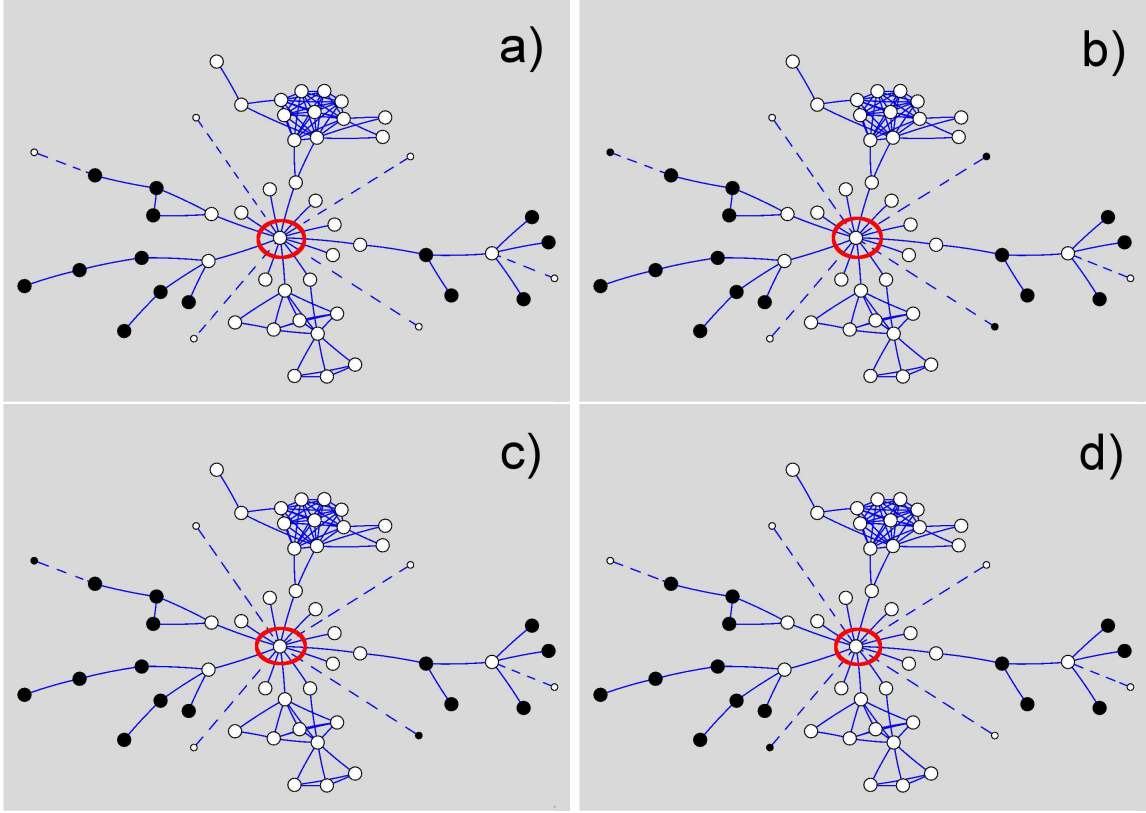


FIG. 7: Hubs control the behavior of PGP communities. From a) to d), four consecutive steps of the temporal evolution of a simulation within a PGP community. White and black vertices correspond to cooperators and defectors, respectively. Smaller vertices and dashed lines represent external nodes and links with other communities. Notice the role of the central hub (marked in red), stabilizing cooperative behavior of the community in two ways: Preventing external defection from entering the community (directly through its external neighbors), and keeping internal defection under control in peripheral locations.

microscopic viewpoint.

From an evolutionary perspective, the work by Eguíluz *et al.* [38] indicates that if the network is allowed to co-evolve with the strategies, a network with hubs develops. Interestingly, in this network with hubs, the cooperation level shows similar dependence on the temptation parameter, much as we have found here. Along similar lines, recent work by Santos *et al.* [40, 42] suggests a connection between the emergence of cooperation and the evolutionary appearance of degree heterogeneity. In this context, our study, which we

stress is carried out on static networks, suggests that the cooperation levels we observe in the PD may be related to the different origin of the two networks: While the PGP network is spontaneously formed and with a clearly cooperative goal in mind (namely, finding help to ensure communication privacy), the email network arises from an underlying external structure, whose main purpose is not so clearly cooperative as it involves many other aspects and tasks. Our results would then support the existence of community structures organized around hubs with resilient cooperative behavior.

The above comment suggests, in addition, that our results may be of interest for the design of hierarchies and organizations with tailored cooperation behavior. We have seen that the email network reaches, for moderate values of the temptation parameter, cooperation levels very close to the optimum. Therefore, networks with this structure should be used in order to achieve very high performance levels in terms of cooperation. On the other hand, while the email network is quite susceptible to an increase of the temptation parameter, and hence exhibits a degrading of the cooperation for large temptations, the PGP network, with its weakly connected communities with hubs, is much more robust in this respect, and ensures cooperation for almost any temptation. Organizations with a PGP-like structure would exhibit a very robust cooperation, although there would always be defectors. Further research at the mesoscopic scale, looking at different combinations of the inter- and intra-community structures, could lead to designs that would be both optimum and robust. On the other hand, the coherent oscillation behavior observed in the email network may be used jointly with other synchronization schemes recently proposed [43] for community detection and analysis.

Finally, we want to emphasize our main conclusion, namely that cooperation in real social networks is a complex issue depending on the combination of the effects of several structural features. This result has far-reaching implications: Thus, several previous researches have considered how cooperation emerges in the PD on different model networks, including gaussian, scale free and small world ones as paradigms of social networks. There are two main differences between our work and those previous ones: first, the cooperation level is in general higher than in the model networks, and second, that results are very different for similar global parameters of the network due to the influence of the community

structure, often undetected by global measurements. It is then clear that any approximation to the evolution of cooperation in social networks based on the generalization of only one of these structural features is far too simplistic and may be misleading. We envisage that similar conclusions may apply to other models of cooperation or coordination based on other games, as arguments based on the inter- and intra-structure of the communities may well carry over to them. In any event, we believe that subsequent studies on these issues should then be carried out on a case by case basis, and should involve a careful analysis at a mesoscopic (community) level, trying to find out whether behaviors can be predicted or classified in classes attending to this structure.

Acknowledgments

We thank Carlos P. Roca and José A. Cuesta for help with the computer simulations, and Esteban Moro and Yamir Moreno for discussions. This work is supported by Ministerio de Educación y Ciencia (Spain) under grants FIS2006-13321, MOSAICO and NAN2004-9087-C03-03 and by Comunidad de Madrid (Spain) under grants UC3M-FI-05-007 and SIMUMAT-CM. S.L. is supported by URV through a FPU grant.

-
- [1] Dugatkin, L.A. (1997) *Cooperation among animals* (Oxford University Press, Oxford, UK).
 - [2] Hamerstein, P. (ed.) (2003) *Genetic and cultural Evolution of cooperation* (MIT Press, Cambridge, Massachusetts).
 - [3] Gintis, H., Bowles, S., Boyd, R. T. and Fehr, E. (2005) *Moral Sentiments and Material Interests : The Foundations of Cooperation in Economic Life* (MIT Press, Cambridge, Massachusetts).
 - [4] Hamilton, W. D. (1964) *J. Theor. Biol.* **7**, 1-16.
 - [5] Trivers, R. L. (1971). *Q. Rev. Biol.* **46**, 35-57.
 - [6] Axelrod, R. & Hamilton, W.D. (1981) *Science* **211**, 1390-1396.
 - [7] Nowak, M.A. & Sigmund, K. (1998) *Nature* **393**, 573-577.
 - [8] Kollock, P. (1998) *Annu. Rev. Sociol.* **24**, 183-214.

- [9] Gintis, H. (2000) *Game Theory Evolving* (Princeton University Press, Princeton, New Jersey).
- [10] Nowak, M.A. & May, R.M. (1992) *Nature* **359**, 826-829.
- [11] Huberman, B. A. & Glance, N. S. (1993) *Proc. Natl. Acad. Sci. USA* **90**, 7716-7718.
- [12] Nowak, M. A., Bonhoeffer, S. & May, R. M. (1994) *Proc. Natl. Acad. Sci. USA* **91**, 4877-4881.
- [13] Eshel, I., Samuelson, L. & Shaked, A. (1998) *Am. Econ. Rev.* **88**, 157-179.
- [14] Kirchkamp, O. (2000) *J. Econ. Behav. Org.* **43**, 239-262.
- [15] Schweitzer, F., Behera, L. & Mhlenbein, H. (2002) *Adv. Compl. Sys.* **5**, 269-299.
- [16] Hauert, C. (2002) *Int. J. Bifur. Chaos* **12**, 1531-1548.
- [17] Abramson, G. & Kuperman, M. (2001) *Phys. Rev. E* **63**, 030901.
- [18] Durán, O. & Mulet, R. (2005) *Physica D* **208**, 257-265.
- [19] Santos, F. C., Pacheco, J. M. & Lenaerts T. (2006) *Proc. Natl. Acad. Sci.* **103**, 3490-3494.
- [20] Watts, D. J. & Strogatz, S. H. (1998) *Nature* **393**, 440-442.
- [21] Wasserman, S. & Faust, K. (1999) *Social Network Analysis* (Cambridge University Press, New York).
- [22] Holme, P. Trusina, A., Kim, B.J. & Minnhagen, P. (2003) *Phys. Rev. E* **68**, 030901(R).
- [23] Kosfeld, M. (2004) *Rev. Network Econ.* **3**, 20-41.
- [24] Selten, R. & Apesteguía, J. (2005) *Games Econ. Behav.* **51**, 171-192.
- [25] Apesteguía, J., Huck, S. & Oechssler, J. (2006) *Imitation — Theory and experimental evidence*, working paper.
- [26] Strang, D. & Macy, M. W. (2001) *Am. J. Soc.* **107**, 147-182.
- [27] Vega-Redondo, F. (1997) *Econometrica* **65**, 375-384.
- [28] Guimerá, R., Danon, L., Díaz-Guilera, A., Giralt, F. & Arenas, A. (2003) *Phys. Rev. E* **68**, 065103(R).
- [29] Boguñá, M., Pastor-Satorras, R., Díaz-Guilera, A. & Arenas, A. (2004) *Phys. Rev. E* **70**, 056122.
- [30] Newman, M. E. J. (2002) *Phys. Rev. Lett.* **89**, 208701.
- [31] Newman, M.E.J. & Girvan, M. (2004) *Phys. Rev. E* **69**, 026113.
- [32] Danon, L., Díaz-Guilera, A., Duch, J. & Arenas, A. (2005) *J. Stat. Mech.* P09008.
- [33] Boettcher, S. & Percus, A. G. (2001) *Phys. Rev. Lett.* **86**, 5211-5214.
- [34] Duch, J. & Arenas, A. (2005) *Phys. Rev. E* **72**, 027104.
- [35] Roberts, j. M. (2000) *Social Networks* **22**, 273-283.

- [36] Santos, F. C., & Pacheco, J. M. (2005) *Phys. Rev. Lett.* **95**, 098104.
- [37] Santos, F. C., Rodrigues, J. F. & Pacheco, J. M. (2006) *Proc. Roy. Soc. B* **273**, 51-55.
- [38] Eguíluz, V. M., Zimmermann, M.G., Cela-Conde, C.J. & San Miguel, M. (2005) *Am. J. Soc.* **110**, 977-1008.
- [39] Zimmermann, M.G. & Eguíluz, V. M. (2005) *Phys. Rev. E* **72**, 056118.
- [40] Santos, F. C., & Pacheco, J. M. (2006) *J. Evol. Biol.* **19**, 726-733.
- [41] Gómez-Gardeñes, J., Campillo, M., Floría, L. M. & Moreno, Y., in preparation.
- [42] Santos, F. C., Pacheco, J. M. & Lenaerts, T. (2006) *PLoS Comput. Biol.* **2**, e140.
- [43] Arenas, A., Díaz-Guilera, A. & Pérez-Vicente, C. J. (2006) *Phys. Rev. Lett.* **96**, 114102.