

Superconducting pipes and levitating magnets

Yan Levin* and Felipe B. Rizzato†

*Instituto de Física, Universidade Federal do Rio Grande do Sul
Caixa Postal 15051, 91501-970, Porto Alegre, RS, Brazil*

Motivated by a beautiful demonstration of the Faraday's and Lenz's law in which a small neodymium magnet falls slowly through a conducting non-ferromagnetic tube, we consider the dynamics of a magnet falling through a superconducting pipe. Unlike the case of normal conducting pipes, in which the magnet quickly reaches the terminal velocity, inside a superconducting tube the magnet falls freely. On the other hand, to enter the pipe the magnet must overcome a large electromagnetic energy barrier. For sufficiently strong magnets, the barrier is so large that the magnet will not be able to penetrate it and will be suspended over the front edge. We calculate the work that must be done to force the magnet to enter a superconducting tube. The calculations show that superconducting pipes are very efficient at screening magnetic fields. For example, the magnetic field of a dipole at the center of a short pipe of radius a and length $L \approx a$ decays, in the axial direction, with a characteristic length $\xi \approx 0.26a$. The efficient screening of the magnetic field might be useful for shielding highly sensitive superconducting quantum interference devices, SQUIDS. Finally, the motion of the magnet through a superconducting pipe is compared and contrasted to the flow of ions through a trans-membrane channel.

PACS numbers: 41.20.Gz, 74.25.Ha, 07.55.Nk

I. INTRODUCTION

There is a beautiful demonstration of Faraday's and Lenz's laws which became very popular as a result of an easy availability of powerful rare earth magnets [1, 9]. The demonstration consists of a long pipe made of a conducting, non-ferromagnetic material, such as copper or aluminum, and a neodymium magnet which is allowed to fall through it. One finds that the magnet takes a very long time to traverse the pipe. In fact for a tube of about 2m in length, the magnet takes almost 25s to finish the trip [9]! On the other hand, a non-magnetic object of the same dimensions falls through the pipe in less than 1s. It is quite amazing to observe the falling magnet from the top aperture, the magnet appears to be moving through a very dense fluid. In reality, air provides only a negligible resistance, and what actually slows the magnet is the force produced by the eddy currents induced in the pipe. This force is proportional to the velocity of the falling magnet. When the drag force becomes equal to the magnet's weight, acceleration ceases and the fall continues at a constant terminal velocity. For strong rare earth magnets, the terminal velocity is reached very quickly. Perhaps surprisingly, in view of the complexity of the problem, it is actually possible to perform a fairly simple calculation which agrees quantitatively with the terminal velocity observed experimentally [9]. Curiously, the calculation also predicts that the terminal velocity should be proportional to the electrical resistivity of the pipe's material. This suggests that if the pipe is an ideal superconductor, the velocity of the falling

magnet should vanish. One can easily see, however, that this conclusion can not be right. Suppose that a magnetic dipole is created inside an infinite superconducting pipe. During the process of creation, the magnetic field inside the pipe is changing and the electric current is induced on its surface. The surface currents screen the magnet's field and prevent it from entering into the interior of the superconductor. In the case of an ideal superconductor (inertialess electrons) considered in the bulk of this paper, the penetration length is zero and both the magnetic and the electric fields are perfectly screened. By symmetry it is also clear that for an infinitely long pipe, the magnetic field produced by the induced currents is maximum precisely at the location of the magnet. Since the magnetic force on a dipole is proportional to the gradient of the field it must, therefore, vanish so that the magnet will fall without any resistance. The theory of reference [9] is not applicable to the perfect conductors because it was explicitly constructed to treat normal metals for which the magnetic permeability is very close to that of vacuum. Furthermore, the rate of decay of the induced currents in such metals is very fast, compared to the magnet fall velocity, allowing us to neglect the effects of self-induction [9]. Clearly, neither one of these conditions is met in the case of super or ideal conductors which dynamically screen magnetic field from their interior. As the resistivity of the pipe metal is decreased, there will be a crossover from the terminal velocity found in ref. [9] for normal pipes to the free fall velocity inside perfectly conducting pipes.

Although a magnet "created" in the interior of an infinite superconducting pipe will fall freely under the action of the gravitational field, it takes work to bring (create) the magnet inside the pipe in the first place. This is so because the magnetic field lines, which for a free dipole spread throughout the space, must now be confined in

*levin@if.ufrgs.br

†rizzato@if.ufrgs.br

a much more restricted volume. In this paper we will calculate the work that must be done to bring a magnet into superconducting pipe of length L and radius a . Furthermore, the formalism developed here can be easily extended to study more general problems of screening of the magnetic field in cylindrical geometry [3, 4], which are of particular interest for the development of reliable SQUID devices [5].

II. THE MODEL

The model that we shall study is depicted in Fig. 1. A magnetic dipole, of moment $\mathbf{m} = m\hat{\mathbf{z}}$, is brought from infinity and is inserted into cylindrical superconducting pipe of length L and radius a along the symmetry axis. This axis is taken to coincide with the z axis of the coordinate system. The radius of the pipe is assumed to be much larger than the wall thickness and will, therefore, be ignored. The Faraday's law of induction requires that

$$\frac{d\Phi(z, t)}{dt} = - \oint \mathbf{E} \cdot d\mathbf{r}, \quad (1)$$

where $\Phi(z, t)$ is the magnetic flux passing through a cross section of the pipe at position z and time t , and \mathbf{E} is the local electric field. Since the tangential component of the electric field is continuous across the superconductor/air interface, the right hand side of Eq. (1) must vanish because no electric field can be present inside a perfect conductor. Thus, the flux passing through any cross section of the pipe must be constant in time. Furthermore, when the magnet is at infinity, the flux entering the pipe is zero, which then means that $\Phi(z, t) = 0$ at all future times as well. Vanishing flux is a direct consequence of the physics of cylindrical superconductors and must be used as a boundary condition for the solution of the Maxwell's equations. In Fig. 1 we have made an attempt to represent the magnetic field lines which are not allowed to go through the pipe because of the restriction on flux. Again we stress that this behavior is very different from what happens with normal metals [9] for which the electric field does not vanish and magnetic flux changes through different cross sections of the pipe.

Inside the superconductor, magnetic field is zero and the continuity of the normal component of \mathbf{B} requires that the normal component of the external field also vanishes at the superconducting wall. The magnetic field lines must, therefore, be tangent to the pipe's surface. In general, however, vanishing of \mathbf{B}_n at the interface is not sufficient to fully specify the boundary condition necessary for the existence of a unique solution to Maxwell equations.

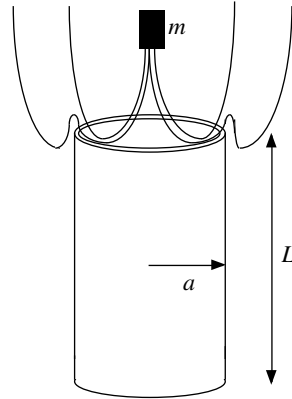


FIG. 1: Schematics representation of a magnetic dipole descending into a superconducting tube. The flux lines are repelled from the tube.

III. UNIQUENESS

What are the boundary conditions which will make the field equation

$$\nabla \times \mathbf{B} = \mu_0 \mathbf{J} \quad (2)$$

have a unique solution? Suppose that Eq. (2) allows for two distinct solutions \mathbf{B}_1 and \mathbf{B}_2 for the *same* value of the current density \mathbf{J} . Since $\nabla \cdot \mathbf{B} = 0$, we can always define a vector potential \mathbf{A} such that $\mathbf{B}_{1,2} = \nabla \times \mathbf{A}_{1,2}$. Now, consider the integral over all space

$$\int \delta \mathbf{B} \cdot \delta \mathbf{B} d^3r = \int \nabla \times \delta \mathbf{A} \cdot \nabla \times \delta \mathbf{A} d^3r, \quad (3)$$

where $\delta \mathbf{B} \equiv \mathbf{B}_2 - \mathbf{B}_1$ and $\delta \mathbf{A} \equiv \mathbf{A}_2 - \mathbf{A}_1$. The integrand on the right-hand-side can be cast into more convenient form using the identity $(\nabla \times \delta \mathbf{A})^2 \equiv \delta \mathbf{A} \cdot \nabla \times \nabla \times \delta \mathbf{A} + \nabla \cdot (\delta \mathbf{A} \times \nabla \times \delta \mathbf{A})$. Recalling that the current sources for the fields 1 and 2 are identical: $0 = \mu_0(\mathbf{J}_2 - \mathbf{J}_1) \equiv \mu_0 \delta \mathbf{J} = \nabla \times \delta \mathbf{B} = \nabla \times \nabla \times \delta \mathbf{A}$, the integrand of Eq. (3) reduces to a perfect divergence. Using the divergence theorem, the volume integral can now be transformed into an integral over the bounding surfaces S , which in our case are the cylinder and the spherical shell of radius $R = \infty$.

$$\int \delta B^2 d^3r = \int_S da \hat{\mathbf{n}} \cdot (\delta \mathbf{A} \times \nabla \times \delta \mathbf{A}). \quad (4)$$

Since the dipolar field decreases rapidly with distance, the contribution to the integral in Eq. (4) coming from the spherical shell at $R = \infty$ vanishes, and S reduces to the surface of the cylinder. Using the cyclical invariance of the integrand, we see that Eq. (2) has a unique solution ($\delta \mathbf{B}(\mathbf{r}) \equiv 0$) either if $\hat{\mathbf{n}} \cdot \delta \mathbf{A} = 0$ or $\hat{\mathbf{n}} \times \delta \mathbf{B} = 0$, *on the pipe surface*. To have a well posed problem it is, therefore, not sufficient to specify only the normal component of the magnetic field, instead the tangential components

of the field at the interface must be provided. In a cylindrical geometry the boundary conditions posed in terms of the vector potential are particularly useful. Azimuthal symmetry around the z axis, restricts the vector potential to have only one non zero component in the \mathbf{e}_ϕ direction, $\mathbf{A} = A_\phi \hat{\mathbf{e}}_\phi(r, z)$. The flux through a cross section of the pipe is then

$$\Phi(z) = \int \mathbf{B} \cdot \hat{\mathbf{n}} da = \int \nabla \times \mathbf{A} \cdot \hat{\mathbf{n}} da = \oint \mathbf{A} \cdot d\mathbf{r} = 2\pi a A_\phi(a, z). \quad (5)$$

Specification of the flux passing through the pipe is, therefore, equivalent to the specification of A_ϕ and guarantees that Eq. (2) has a unique solution in the cylindrical geometry.

IV. A PIPE OF INFINITE LENGTH

For superconducting pipes of $L = \infty$, Eq. (2) can be solved analytically, while for finite L only numerical solution is possible. We start, therefore, with the $L = \infty$ case.

The dipole of moment $\mathbf{m} = m\hat{\mathbf{z}}$ is located inside the pipe on the axis of symmetry at $z = 0$ $r = 0$. In the pipe's interior there are no free currents and the Ampere's law, Eq. (2), reduces to $\nabla \times \mathbf{B} = 0$ outside the magnet. The magnetic field can then be written as a gradient of a scalar function $\mathbf{B} = -\nabla\varphi$. This defines the scalar magnetic potential φ , which also satisfies the Laplace equation since $\nabla \cdot \mathbf{B} = 0$. The magnetic potential $\varphi \equiv \varphi_d + \varphi_{ind}$ is produced by the point dipole,

$$\varphi_d = \frac{\mu_0 m z}{4\pi(r^2 + z^2)^{3/2}}, \quad (6)$$

and by the currents induced on the surface of the superconductor. Since Eq. (6) is a solution of the Laplace equation, so must be φ_{ind} ,

$$\frac{1}{r} \frac{\partial}{\partial r} r \frac{\partial}{\partial r} \varphi_{ind} + \partial_z^2 \varphi_{ind} = 0, \quad (7)$$

for $r < a$. We next note that φ_{ind} must be odd in z , free of singularities, and must vanish as $z \rightarrow \infty$. Under these conditions, the solution of the Laplace equation (7) can be written in terms of a Fourier integral involving modified Bessel function of the first kind,

$$\varphi_{ind}(r, z) = \frac{2}{\pi} \int_0^\infty A(k) I_0(kr) \sin(kz) dk. \quad (8)$$

According to the results of the previous section, the function $A(k)$ will be uniquely determined by the condition that $\Phi(z) = 0$, which means that no magnetic field lines are lost to the wall. For infinite superconducting pipe this boundary condition, is, therefore, equivalent to the vanishing of the normal component of the magnetic field $B_n(a, z) = 0$ on the wall. This means that the normal component of the induced field must cancel *exactly* the field produced by the dipole,

$$\partial_r \varphi_{ind}|_{r=a} = -\partial_r \varphi_d|_{r=a} = \frac{3\mu_0 m z a}{4\pi(a^2 + z^2)^{5/2}}, \quad (9)$$

at the air/superconductor interface. Using the standard identities, Eq. (9) can now be written in terms of the modified Bessel function of the second kind $K_1(x)$,

$$\frac{\mu_0 m}{2\pi^2} \int_0^\infty k^2 K_1(ka) \sin(kz) dk, \quad (10)$$

Combining expressions (8) and (10) and using $dI_0(x)/dx = I_1(x)$, enables us to calculate the function

$$A(k) = \frac{\mu_0 m k K_1(ka)}{4\pi I_1(ka)}. \quad (11)$$

The magnetostatic scalar potential inside an infinite pipe is then

$$\varphi(r, z) = \frac{\mu_0 m z}{4\pi(r^2 + z^2)^{3/2}} + \frac{\mu_0 m}{2\pi^2} \int_0^{+\infty} dk k \sin(kz) \frac{K_1(ka)}{I_1(ka)} I_0(kr). \quad (12)$$

The first term on the right hand side of Eq. (12) is the potential produced by the point dipole located at $r = 0, z = 0$, while the second term is the magnetostatic scalar potential produced by the electric currents induced on the superconducting surface. For large z , Eq. (12) simplifies to

$$\varphi(r, z) \approx \frac{\mu_0 m |z|}{2\pi a^2 z} \left(1 + \frac{J_0(k_1 r/a)}{J_0(k_1)^2} e^{-k_1 |z|} \right), \quad (13)$$

where k_1 is the first root of the Bessel function J_1 : $J_1(k_1) = 0$ with $k_1 \approx 3.831$. The axial magnetic field of a dipole inside a superconducting pipe,

$$B_z(r, z) \approx \frac{\mu_0 m k_1 J_0(k_1 r/a)}{2\pi a^2 J_0(k_1)^2} e^{-k_1 |z|}, \quad (14)$$

is, therefore, strongly screened, with a characteristic length $\xi = a/k_1 \approx 0.26a$.

To confine a magnet inside a superconducting tube of small radius costs a lot of energy. The work necessary to achieve this can be calculated using a charging process,

$$W = - \int_0^1 d\lambda \mathbf{m} \cdot \mathbf{B}_{ind}(\lambda \mathbf{m}) = -\frac{1}{2} \mathbf{m} \cdot \mathbf{B}_{ind}(\mathbf{m}), \quad (15)$$

in which the dipole is charged from 0 to its final value m while the induced field \mathbf{B}_{ind} responds accordingly. Using Eq. (12) we find

$$W = \frac{\mu_0 m^2}{2\pi^2 a^3} \int_0^\infty dx x^2 \frac{K_1(x)}{I_1(x)} \approx 0.797 \frac{\mu_0 m^2}{4\pi a^3}. \quad (16)$$

The condition that the magnetic field lines must exit the pipe on the same side on which they entered ($\Phi(z) = 0$), implies that the magnet can not “probe” the full length of the pipe. Thus, if the pipe length is such that $L > a$, its field screening properties should be identical to those of a pipe of $L = \infty$. With this observation in mind we are now ready to study superconducting pipes of finite length.

V. PIPES OF FINITE LENGTHS

Consider a superconducting pipe of finite length L placed along the z axis, whose center coincides with the origin at $z = 0$. Results of the previous sections suggests that if $L > a$, shortly after the dipole finds itself inside the tube, the magnetic field configuration should be identical to that inside an infinite pipe and the axial force should vanish. However, little can be said about what kind of forces act upon the dipole as it enters or exits the pipe. Finite length case should, therefore, be examined with some care.

From sections §2 and §3 we recall that the magnetic flux at any cross section of a superconducting pipe must vanish. This information will be central to the practical aspects of the theory from now on. As the dipole approaches the pipe from $z \rightarrow +\infty$, surface currents are generated over the pipe’s surface. It is convenient to imagine that the length of the pipe is subdivided into uniform rings, each carrying a circulating surface current density $j(z)$. The vector potential produced by these currents has only ϕ component and its magnitude is given by the linear superposition,

$$A_{ind}(r, z) = \frac{a\mu_0}{2} \int_{-L/2}^{+L/2} K(r, z, z') j(z') dz', \quad (17)$$

where the kernel

$$K(r, z, z') = \int_0^\infty dk e^{-k|z-z'|} J_1(kr) J_1(ka) \quad (18)$$

is obtained from the field produced by one thin ring [2]. The flux generated by the surface currents at z is $\Phi_{ind}(z) = 2\pi a A_{ind}(a, z)$, see Eq. (5). For $r = a$ the

kernel can be evaluated explicitly in terms of the hypergeometric function,

$$K(a, z, z') = \frac{a^2 {}_2F_1[3/2, 3/2; 3; -\frac{4a^2}{|z-z'|^2}]}{2|z-z'|^3}. \quad (19)$$

Condition that through each cross section of the pipe the net flux vanishes, $\Phi(z, t) = 0$, leads to an integral equation for the surface currents,

$$\int_{-L/2}^{+L/2} K(z, z') j(z') dz' = -\frac{m}{2\pi [(z_m - z)^2 + a^2]^{3/2}}, \quad (20)$$

where z_m is the coordinate of dipole. To determine $j(z)$, Eq. (20) is solved numerically by first discretizing the integral and then performing a matrix inversion. Once the current distribution is known, the vector potential A_{ind} is calculated using Eq. (17). Knowing A_{ind} , the induced magnetic field on the axis of symmetry $r = 0$, $\mathbf{B}_{ind} = \hat{\mathbf{z}}/r \partial_r (r A_{ind})|_{r=0}$ and the magnetic force on the dipole $\mathbf{F} = \hat{\mathbf{z}} \partial_z (\mathbf{m} \cdot \mathbf{B}_{ind})|_{z=z_m, r=0}$ can be easily evaluated. We note that forces arising from flux trapping in type-II superconductors are neglected in the present discussion. For this to be a good approximation, the superconductor must have either high critical state current density J_c or be subjected to only small magnetic field [6, 7, 8]. We will discuss this more in conclusions.

A. Checking the accuracy of the numerical procedure

The accuracy of the numerical procedure used to solve the integral equation Eq. (20) can be judged by comparing it with the analytical solution for an infinite pipe, Eq. (12). In Fig. 2 we compare B_{ind} along the axis of symmetry for an infinitely long pipe with the field calculated using a numerical integration of Eq. (20) for a pipe of $L = 10a$ with a dipole located at $z_m = 0$. The agreement is perfect and attests to the reliability of the numerical solution. Furthermore, since the axial magnetic field is maximum at the position of the dipole, the force on it will vanish, in agreement with our previous discussion.

In Fig. 2 we also show that asymptotically the magnetic field is well approximated by Eq. (14). Thus, in agreement with the previous discussion, the axial magnetic field is screened exponentially even for pipes of finite length, as long as $L > a$.

B. Edge effects for superconducting tubes of finite lengths

Satisfied with the accuracy of the numerical procedure, we can now use it to study the edge effects associated with the finite length superconducting pipes. In Fig. 3 we plot the magnetic force felt by a magnet as it moves

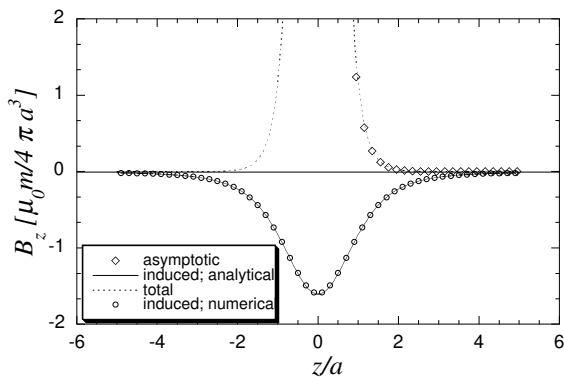


FIG. 2: Comparison of the numerical (circles) and the analytical (full line) calculations for the induced magnetic field. The analytical result is for $L = \infty$, while the numerical solution is for $L = 10a$. Nevertheless, there is a perfect agreement between the two. We also compare the analytical asymptotic form (dotted line) Eq. (14) of the axial magnetic field, with the result of numerical integration (squares) for $L = 10a$, showing a clear exponential decay of the axial field, even inside a finite superconducting pipe.

from infinity into the interior of a superconducting pipe of length $L = 10a$. Panel (a) shows a strong repulsive force near the pipe entrance which vanishes rapidly as the magnet penetrates into the pipe. In the case of small neodymium magnets (weight 6g) used in our demonstrations of the Faraday's and Lenz's laws [9] and a superconducting pipe of radius $a = 7.85 \text{ mm}$ we find the repulsive force to be sufficient to support a weight of 1 kg! In panel (b) we plot the work necessary to bring a magnet from infinity to a point z . Clearly, there is a large electromagnetic energy barrier that the magnet must overcome to enter the pipe. Note that soon after the magnet crosses the front edge into the interior of the tube, the potential stabilizes at a plateau the value of which is in perfect agreement with the work found to be necessary to confine a dipole inside an *infinite* superconducting tube, Eq. (16). This agreement is, again, a consequence of a very efficient exponential screening of the magnetic field by the surface currents, even inside pipes of *finite length*.

As the magnet approaches a superconducting tube, it experiences a magnetic force which opposes its motion. The magnitude of this force can be estimated using a simple scaling argument. Magnetic field produced by a dipole decays with distance as $B_{\text{magnet}} \sim m/s^3$. If the superconducting pipe is sufficiently narrow ($L \gg a$) and the magnet is not too close to the front edge, the mutual-inductance effects between the sections of the pipe can be neglected and the induced surface current density at distance s from the magnet will be $j(s) \sim B_{\text{magnet}} \sim m/s^3$. On the other hand, each one of these current loops will produce a magnetic field at the position of the dipole, $dB_{\text{pipe} \rightarrow \text{magnet}} \sim j(s) ds/s^3 \sim m ds/s^6$, and will

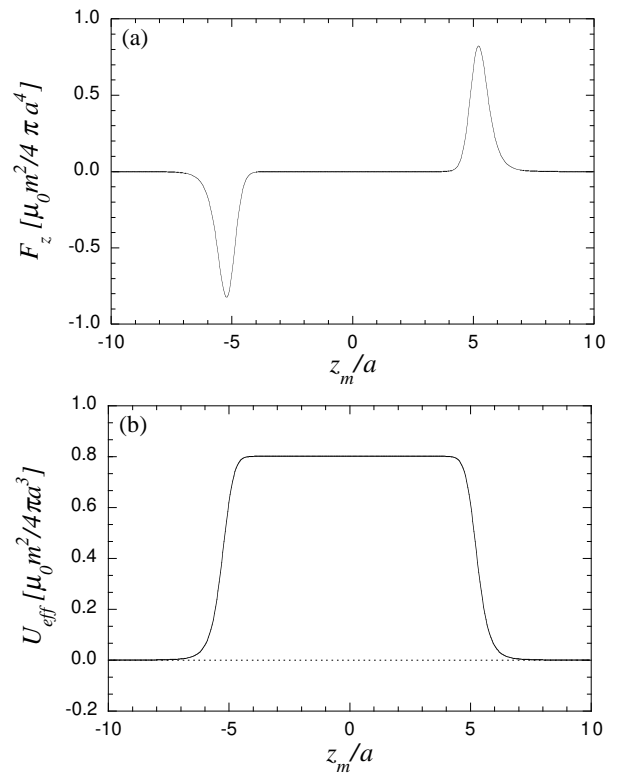


FIG. 3: Force acting on a magnetic dipole and the associated potential energy as it moves into and out of a superconducting pipe. Negative force is repulsive. Although, the force peaks look symmetric, in reality the force decays algebraically outside the tube entrance, and exponentially into the tube.

result in a net force

$$|F_z| = \alpha m^2 \int_{s_d}^{s_d+L} ds/s^7 = \frac{\alpha m^2}{s_d^6} f\left(\frac{s_d}{L}\right), \quad (21)$$

where $s_d = z_m - L/2$ is the distance of the magnet to the front edge of the pipe and α is the pipe's polarizability factor. The scaling function is found to be $f(x) \equiv 1 - x^6/(1+x)^6$. Asymptotically, the force F_z behaves as

$$|F_z s_d^6| \rightarrow \begin{cases} \alpha m^2 & \text{if } a \ll |s_d| \ll L, \\ \left(\frac{6\alpha m^2 L}{z_m}\right) & \text{if } |s_d| \gg L. \end{cases} \quad (22)$$

Thus, if $L \gg a$, the force on a magnet decays algebraically outside the pipe and vanishes exponentially after the magnet enters the pipe.

The polarizability α can be calculated by considering the far asymptotic limit of Eq. (22). Under this condition, the magnetic field varies only slightly over the length of the pipe, and the induced current can be calculated analytically by solving Eq. (20). We find,

$$I = \frac{mL}{2\pi z_m^3}. \quad (23)$$

This current will produce a magnetic field at the position

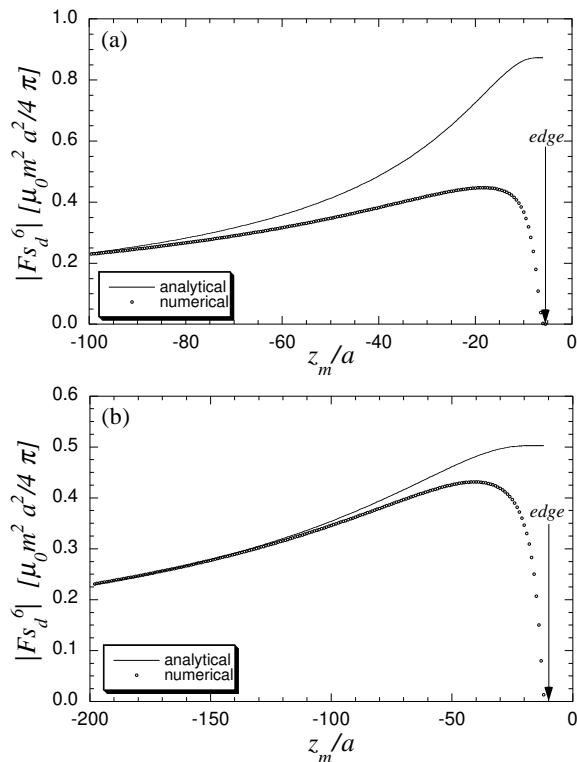


FIG. 4: Asymptotic force felt by a dipole when it is far from a superconducting pipe. Points are the result of the numerical calculation and the solid lines are the estimates obtained using Eq. (21). Panel (a) is for $L = 10a$ and panel (b) is for $L = 20a$.

of the dipole resulting in a repulsive force

$$F = \frac{3\mu_0 m^2 a^2 L}{4\pi z_m^7}. \quad (24)$$

Comparing Eqs. (24) and (22) we find the polarizability of the superconducting pipe to be $\alpha = \mu_0 a^2 / 8\pi$.

In Fig. 4(a) we compare the asymptotic force calculated using the numerical solution of the integral equation (20) with the estimate obtained using Eq. (21) for a tube of $L = 10a$. The agreement is very good for $z_m \gg L$, but poorer for smaller values of the coordinate. The problem is that $L = 10a$ is not sufficiently large to well satisfy the inequality $a \ll z_m \ll L$, as demanded by the first asymptotic region of (22). For larger values of L , such as $L = 20$ of Fig. 4(b), the agreement already is much better. The abrupt decay of Fs_d^6 near the entrance of the tube is a consequence of the finite cross section of the pipe, which becomes important for small values of s_d .

VI. CONCLUSIONS

We have examined the forces and the fields produced by a small magnet as it enters into a superconducting pipe. For an infinitely long pipe, magnetic field produced

by a magnet inside a tube is exponentially screened by the surface currents.

In the case of finite superconducting pipes we find that the magnetic field is also exponentially screened, as long as the length of the pipe is larger than its diameter. The exponential screening of the magnetic field is a consequence of the Faraday's law which leads to vanishing of the magnetic flux inside a superconducting pipe. The flux lines can not go through the pipe and at any cross section the number of lines going down is the same as the number of lines coming up. The electromagnetic cost of confining a dipole inside a superconducting tube is, therefore, very large, since the field lines must be strongly compressed to fit inside the pipe. We calculate that in order to insert a small neodymium magnet of 6g into a superconducting pipe of radius 8mm requires 10N of force. Once the magnet is inside the pipe, however, its motion will continue unhindered. At the exit, the magnet will be ejected with the same force that was required to insert it into the pipe in the first place.

It is curious to compare the magnet's motion through a superconducting pipe, with the flow of ions through an ion channel [11]. Ion channels are water filled holes, responsible for a small potential gradient that exists across all biological membranes. Since the dielectric constant inside a pore is much larger than the dielectric constant of a phospholipid membrane, the normal component of the *electric field* at the channel/membrane interface is very small and the electric field lines are mostly confined to stay in the pore's interior. In this respect, the pore is very similar to a superconducting pipe, for which the normal component of the *magnetic field* also vanishes on the boundary. Nevertheless, one finds that contrary to what happens to a magnet inside a superconductor, the repulsive force on an ion does not vanish even when it is far inside the channel. Ions always feel a force which tries to expel them from the channel (except exactly at midpoint where, by symmetry, the force vanishes).

The difference between superconducting pipes and ion channels is precisely due to the additional constraint of vanishing flux imposed by the Faraday's law on a perfect conductor. The requirement that the flux through any cross section of a superconducting pipe must vanish, forces the system to be in a metastable state. If this condition is relaxed, energy of the magnet/superconductor system can be lowered. For example, suppose that the magnet is placed inside a *normal* conductor and only *later* the temperature is lowered until the superconducting state is achieved. In this case the magnetic field configuration inside the pipe will be different from the one when the magnet is placed into an already superconducting pipe. There will no longer be a restriction that the flux must vanish and, in fact, the magnetic field lines at the moment that the pipe turns superconducting will be partially expelled, leaving behind a finite flux. The energy cost of confining a magnet under these conditions will, therefore, be significantly lower. Inside an ion channel, behavior of the electric field is very similar to the

case of a superconductor without a vanishing flux constraint. It is precisely this constraint that is responsible for the exponential screening of the magnetic field found for superconducting pipes of even finite length. If the vanishing flux constraint is relaxed (by say the process of turning the pipe superconducting *after* the magnet is placed inside), the magnetic field will no longer be exponentially screened inside a *finite* pipe, and the magnet would encounter a repulsive barrier, similar to the one faced by an ion inside a trans-membrane channel, and a non-vanishing magnetic force [11]

In this work we have neglected the hysteretic (flux trapping) forces typically present in type-II superconductors. For small cylindrical neodymium magnets weighing 6g and radius $r = 6.35\text{ mm}$ moving through a superconducting pipe of $a \sim 8\text{ mm}$, the magnetic field at the pipe

surface is on the order of $B \sim 0.1\text{ T}$. Considering a strong pinning condition with a high critical state current density $J_c \sim 10^8\text{ A/m}^2$, we estimate [6, 7, 10] the drag force on the magnet to be only a small fraction ~ 0.0001 of the force required to enter the superconducting pipe. Thus, our results should not be much affected even if more realistic type II superconductors are used.

Acknowledgments

This work is partially supported by CNPq, Brazil. We would like to thank Renato Pakter, Paulo Pureur, Osvaldo Schilling and Fernando L. da Silveira for interesting discussions.

-
- [1] W. M. Saslow Am. J. Phys. **60**, 693 (1992)
 - [2] J.D. Jackson, *Classical Electrodynamics*, John Wiley & Sons, New York (1975).
 - [3] G. Bardotti, B. Bertotti, and L. Gianolio, J. Math. Phys. **5**, 1387 (1964)
 - [4] J.W. Thomasson and D. M. Ginsberg, Rev. Sci. Instrum. **47**, 387 (1976)
 - [5] J.R. Claycomb and J.H. Miller, Rev. Sci. Instrum. **70**, 4562 (1999).
 - [6] L.C. Davis, J. Appl. Phys. **67**, 2631 (1990).
 - [7] O. Schilling, Supercond. Sci. Technol. **17**, L17 (2004).
 - [8] A.M. Campbell, J. Phys. C: Solid State Phys. **4** 3186 (1971).
 - [9] Y. Levin, F.L. da Silveira, and F.B. Rizzato, Am. J. Phys. **74**, 815 (2006)
 - [10] C. Bean, Rev. Mod. Phys. **31**, 36 (1964).
 - [11] Y. Levin, Europhys. Lett. **76**, 163 (2006)