

Advantages of adopting the operational definition of weight

José M. L. Figueiredo*

*Departamento de Física da Faculdade de Ciências e Tecnologia da Universidade do Algarve,
Campus de Gambelas, 8005-139 FARO, Portugal*

(Dated: July 16, 2019)

With rare exceptions, in high school and college/university physics courses literature and in journals of physics, the weight is defined as the gravitational force or an exclusive consequence of it. These definitions lack logic from the perspective of present knowledge and can be misleading. The operational definition of weight of a body as the force the body exerts on its support or suspender can eliminate the ambiguities associated to “true weight”, “apparent weight”, “state of weightlessness”, “zero weight”, “zero gravity”, “microgravity”, “vertical”, “up” and “down”. Because the concept of weight of a body is not fundamental in Physics its exclusion from the physics vocabulary will eliminate the need of some of former concepts or their ambiguousness with evident benefit for physics teaching and learning. This paper discusses weight of a body concepts and the advantages of adopting the above-mentioned operational definition. It is believed this will eliminate the frequent identification of the body’s weight with the body’s mass and will boost student’s understanding of associated subjects.

PACS numbers: 01.40.-d, 01.40.Fk, 01.40.Gm

I. INTRODUCTION

Everyone who teaches introductory physics is used to deal with the confusion students experience when first confronted with the differences between concepts of mass and weight, and with the ambiguities of the notions related to the weight definitions based on the gravitational force. Several studies have shown students still have some misconception about the basic physics related to weight and have difficulties applying them especially in impossibility or accelerated environments [1][2][3]. This is evident when they are asked to explain what happens if everyday events such as walking were to take place in a “weightlessness” environments. The students often think “microgravity”, “zero gravity”, or “weightlessness” situations refer to events occurring “outside” the Earth’s or other celestial body’s gravitational influence, and they are surprised to hear that during a typical shuttle flight mission in an orbit at an altitude of 400 km the gravitational force of the Earth is only 12% less than at the Earth’s surface.

In the literature there are several definitions of weight based on the gravitational force: “the weight is the Earth gravitational force” [4]; “the force exerted by the Earth on an object is called the weight of the object” [4]; “the weight of a body is the total gravitational force exerted on the body by all other bodies in the universe” [5]. Frequently, the weight is considered a fundamental property of matter under the influence of a gravitational field. Furthermore, in 1901 the Conférence Générale des Poids et Mesures declared “the weight of a body is the product of its mass and the acceleration due to gravity” [6].

These gravitational based definitions of weight are

widely used in despite of the fact they are not entirely satisfactory at the present knowledge and sometimes are even misleading. In addition, there are a number of ambiguities associated with the weight gravitational definitions on the meaning of weight and weight-related concepts such as “true weight”, “apparent weight”, “weightlessness”, “zero-gravity”, and “vertical”. That can easily lead to several misconceptions which can contribute to widening the gap between what is taught and what is learned by the students.

Very few authors adopt the alternative operational definition of weight of a body: “the force which a body exerts on its support or suspender that prevents its free fall” [7]. In this operational definition the weight is a force that results always from the direct contact of the body with other body, i.e., the weight is a **contact** force.

This paper discusses weight, microgravity, weightlessness, vertical, up and down concepts, and the advantages of the adoption of the operational definition of weight and/or the abandonment of weight concept.

II. ACCELERATION DUE TO THE GRAVITY

In the frame of the classical physics, the force of gravity is a long-range force, and, as far we know, cannot be shielded [8]. In practical situations it is independent of the state of motion of the objects. The acceleration due to the gravity corresponds to the acceleration of the motion of a body as a result of the gravitational force, and in a given instant equals the ratio of the gravitational force and the body amount of matter.

Accordingly the General Theory of Relativity the gravity corresponds to a modification (curvature) in the space-time continuum caused by a concentration of mass or energy, that is, the space-time geodesics surrounding substantial masses are curved lines and the bodies go

*Electronic address: jlongras@ualg.pt

through some form of curved orbital path.

A. Gravity under newtonian physics

Since Isaac Newton presented the law of Universal Gravitation it is well accepted that the gravitational interaction is universal and depends only on the body's quantity of matter and the distance between their centers of mass. Following the works of Kepler and Galileu, Newton concluded that the Earth's force of gravity \vec{F}_g exerted on our bodies or other mass m owing to their gravitational interaction is given by

$$\vec{F}_g = -\frac{GMm}{|\vec{r}|^3}\vec{r} = \vec{\Gamma}m, \quad (1)$$

where G is the gravitational constant (6.67×10^{-11} N m²kg⁻²), M is the Earth's mass, \vec{r} is the position vector of the body center of mass relatively to the Earth center of mass. The gravitational force the Earth exerts on the body \vec{F}_g can be written as the product of the body's mass and the local acceleration due to the gravity, $\vec{F}_g = m\vec{g}$; as mentioned previously, the vector $\vec{g} = -\frac{GM}{|\vec{r}|^3}\vec{r}$ corresponds to the body's acceleration due to the gravitational field $\vec{\Gamma}$, and its magnitude is approximately equal to 9,8 m s⁻² at sea level.

The intensity of the force of gravity can be measured with the aid of a dynamometer or a spring scale, provided that the body and the dynamometer are at rest relatively to the Earth. Let us consider a body at rest on the surface of the Earth at a given latitude, Fig. 1. The body is acted upon by two forces: the force of gravity \vec{F}_g pointing towards the center of the Earth and the force of the reaction of the Earth's surface (the support reaction force) \vec{N} , whose direction is determined not only by the force of gravity, but also by the spinning of the Earth around its axis. Accordingly the second law of dynamics ($\vec{F} = d(m\vec{v})/dt$, where \vec{v} is the velocity of the mass m), the resultant force \vec{F} of these two forces ensures the daily rotation of the body along the local parallel. As a consequence the direction of the measured \vec{F}_g (and \vec{g}) differs from the direction towards the center of the Earth - except at the poles and equator - by an angle whose the maximum amplitude is less than 0.1°. In addition with the exception at the poles, a scale or a dynamometer measures less than the gravitational force given by equation 1 because a net force is needed to provide the centripetal acceleration needed to ensures the body keeps up with the daily rotation of the Earth: the sensed acceleration of gravity is about 0.03 m s⁻² (0.35% of g) less at the equator than at the poles, assuming a spherically symmetric and homogenous Earth. Furthermore, the variation of density and the surface irregularities of the Earth give rise to a local changes in the gravitational field and to the vector \vec{g} .

Nevertheless, throughout the rest of the text we will consider the Earth as an homogenous sphere and the ef-

fects of its rotation around its axis and the translation around the Sun or other motions will be neglected because the values of the linear and the angular acceleration acquire by a body due to these effect are very small when compared with the acceleration due to the gravity. For simplicity, the Earth will be considered a frame of reference at rest during the characteristic time of the phenomena analyzed here. The effect of the atmosphere will be also neglected. For simplicity the gravitational influences of other celestial bodies is not considered.

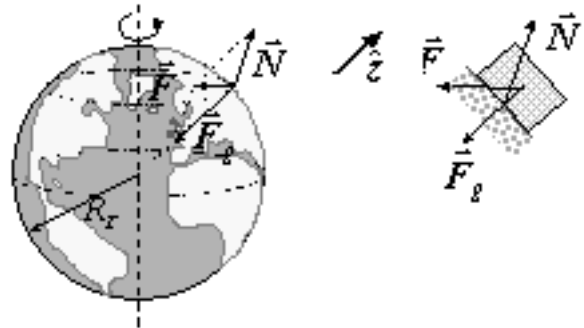


FIG. 1: Forces acting on a body at the the Earth's surface at a given latitude: \vec{F} is the net force due to the force of gravity \vec{F}_g acting on the body and the force of the reaction of the Earth's surface \vec{N} acting on the body.

B. Gravity under the theory of general relativity

The General Theory of Relativity addresses the problems of gravity and that of nonuniform or accelerated motion. In one of his famous conceptual experiments Einstein concluded that it is not possible to distinguish between a frame of reference at rest in a gravitational field and an accelerated frame of reference in the absence of a significant gravitational field: Einstein's principle of equivalence. From this principle of equivalence Einstein moved to a geometric interpretation of gravitation: the presence of very large mass or a high concentration of energy causes a local curvature in the space-time continuum. The space-time geodesic becomes curved lines, that is, the space-time curvature is such that the **inertial** paths of a body is no longer straight a line but some form of curved orbital path. Maintaining the classical view of teh gravitation we can associate to the body's curved path motion a *centripetal acceleration* that is referred as the acceleration due to gravity.

III. OPERATIONAL DEFINITION OF THE FORCE WEIGHT OF A BODY

What humans and matter experience as weight is not the force of gravity. What they experience as weight is actually the consequence of the normal reaction of the

ground (or whatever surface they are in contact with or hang up) pushing upwards against them to counteract the force they are exerting on the surface, the force weight of the body. A good evidence of this is given by the fact that a person standing on a scale moving up and down on his toes does see the indicator moving, telling that the measured force is changing while the gravity force, that depends only on the person's and the Earth's masses and the distance between their centers of mass, does not vary to induce such clear observable changes on the scale meter. Another evidence happens when going towards the Earth surface in an elevator one experiences a greater strain in the legs and feet when the elevator is stopping than when it is stationary or moving with constant velocity because the floor is pushing up harder on the feet.

A. The case of a body at rest

Consider a body at rest on the surface of the Earth, Fig. 2a. In this situation the body experiences a force \vec{F}_g due to gravitational pull of the Earth. The reaction force to this force is $-\vec{F}_g$ and corresponds to the gravitational force exerted on the Earth by the body. The force pair, \vec{F}_g and $-\vec{F}_g$, consists on one force \vec{F}_g that acts on the body and one force $-\vec{F}_g$ that act on the Earth, and constitutes an action-reaction pair.

The tendency of the body to accelerate towards the center of the Earth due to \vec{F}_g must give rise to a force \vec{P} , Fig. 2b, force exerted by the body on the Earth surface. If the body exerts on the Earth surface a force \vec{P} , the Earth solid surface reacts exerting a force \vec{N} on the body that balances the force \vec{P} , Fig. 2b. The force \vec{N} is called the normal force and is the reaction to \vec{P} : $\vec{N} = -\vec{P}$. The action the body exerts on the Earth surface \vec{P} corresponds to the operational definition of force **weight of the body**.

Hence the body experiences no acceleration (it is at rest), the net force due to the two forces acting on the body, \vec{F}_g towards the center of the Earth and \vec{N} outwards, is null (Newton's second law of dynamics). Therefore, \vec{F}_g and \vec{N} are equal in magnitude, opposite in orientation and have different application points. Similarly, and because the Earth experiences no acceleration there are two equal and directly opposite forces acting on the Earth, $-\vec{F}_g$ applied on the Earth's center of mass and \vec{P} applied on the Earth surface in contact with body. Although in this case $|\vec{N}| = |\vec{F}_g|$ the normal force \vec{N} is not the reaction to the gravitational force \vec{F}_g because this two forces act on the body (as said previously \vec{N} is the reaction to \vec{P}).

Consider now the body is placed on (or hung on) a dynamometer-scale. When the body is placed on the scale platform the dynamometer spring is compressed or extended (depending on the scale) and its deformation is

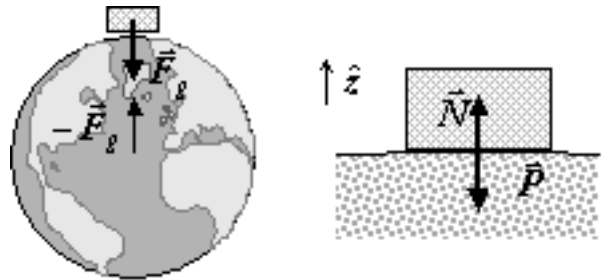


FIG. 2: a) \vec{F}_g and $-\vec{F}_g$: the action-reaction force pair due to the gravitational interaction between the body and the Earth. b) \vec{P} and \vec{N} : the action-reaction force pair due to the interaction between the body and the Earth surfaces.

communicated to a calibrated dial read out. The body exerts an action \vec{P} on the scale platform and through it on the spring. The scale dial reads the magnitude of the force \vec{P} exerted **by** the body surface **on** the scale platform. By Newton's third law of dynamics the scale platform reacts exerting a opposing force \vec{N} **on** the body surface: both force have the same magnitude and directions but opposite orientations.

It is the force \vec{N} that prevents the body free fall towards the center of the Earth. The weight is applied not to the body being considered itself, but to the scale platform. If the scale is fixed relatively to the Earth then, as previously, the weight magnitude equals the magnitude of the force of gravity acting on the body center of mass, $|\vec{P}| = |\vec{N}| = |\vec{F}_g|$. The weight and the force of gravity magnitudes are also equal in the case of uniform and rectilinear motion of the scale and the body in a reference frame associated with the Earth.

What happens when the scale and body are accelerating in relation to an frame of reference on the Earth? This is the case, for example, of an elevator during stopping or starting. What is the scale reading in these situations? During a sudden change in the elevator motion (on starting or braking, for example) does remain valid the equality of the weight \vec{P} and gravity force \vec{F}_g intensities?

B. The case of a body in a accelerated frame of reference

Consider that a body of mass m is standing on a bathroom-type scale fixed in the floor of an elevator with a TV camera circuit that will be used to record all the events. When the elevator moves with an acceleration \vec{a} , in accordance with Newton's second law of dynamics, as long as the body and the scale surfaces are in contact the body moves together with the elevator and scale with the acceleration \vec{a} under the action of two forces: the force of gravity \vec{F}_g and the scale surface reaction force \vec{N} due to the body surface action on the scale \vec{P} . From Newton's second law of dynamics, $\vec{F} = d(m\vec{v})/dt$, and

assuming the body's mass does not vary, the resultant of the forces acting on the body must equal the product of its mass by its acceleration, which is the elevator acceleration $\vec{a} = d\vec{v}/dt$, that is,

$$m\vec{a} = \vec{F}_g + \vec{N}. \quad (2)$$

Since the body's weight \vec{P} and the reaction force of the scale platform \vec{N} constitutes a action-reaction pair, $\vec{P} = -\vec{N}$, equation 2 can be written as

$$\vec{P} = m\vec{g} - m\vec{a}. \quad (3)$$

The magnitude of the body's action force (*weight of the body*), $|\vec{P}|$, is proporcional to the value indicated in the scale.

Depending on the orientation of the acceleration $\vec{a} = \pm a\hat{z}$ with $a = |\vec{a}|$, several situations may occur. However, here we discuss the cases of motion along the direction of \vec{g} , Fig. 2.

Currently, the vertical is defined as the direction of plumb line that at the Earth surface and at rest or on uniforme and rectilinear motion coincides with the direction of the gravity force. However, a human being or other living being feels equilibrated in the direction of its weight force. The concepts of vertical and down correspond to the direction and to the orientation of the weight force, respectively. From equation 3 one can conclude the vertical and the up and down orientations depend essentially on the body state of motion characteristics, and contrary to what is many times stated, the notions of vertical and up/down are not determined uniquely by the gravitational force. The vertical is always the direction of the weight of the body and "down" corresponds to the weight force orientation. Following this rule we lean forwards during the bus starting movement and we lean back when it starts stoping. In these situations our vertical is oblique and to do not lose one's balance we lean with the new vertical.

In what follows, the axis oz of the cartesian referential linked to the Earth coincides with the direction along the center of the Earth and its positive orientation $+\hat{z}$ points outwards the center of the Earth.

1. Elevator with uniform and rectilinear motion

Since in this situation the body is not accelerating ($\vec{a} = \vec{0}$) the applied net force on the body must be null. The equation 3, with $\vec{g} = -g\hat{z}$, yields

$$\vec{P} = m\vec{g} = -mg\hat{z}. \quad (4)$$

The intensity of the weight of a body standing on another body surface in uniform motion in a straight line is the product of body's mass and the acceleration due to gravity, which coincides with the definition of the 3rd CGPM [6].

2. Elevator with acceleration opposite to the acceleration due to gravity

When the elevator is accelerating vertically with $\vec{a} = a\hat{z}$, Fig. 3b), the net force acting on the body must be $+ma\hat{z}$, and from equation 3

$$\vec{P} = -m(g + a)\hat{z}, \quad (5)$$

that is, the weight of the body intensity is greater than the product of its massa and the acceleration due to gravity, i.e., $P > mg$. The weight force maintains the orientation of the acceleration due to gravity.

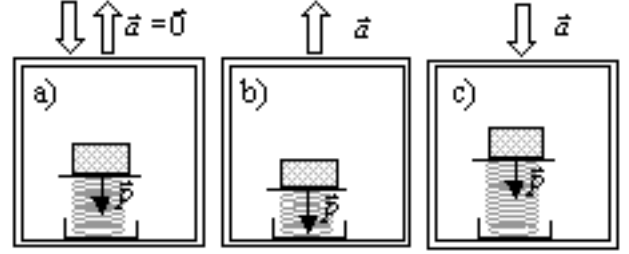


FIG. 3: Motion of a body siting on the platform of a spring-scale fixed to the elevator floor: a) in uniforme motion, i.e., $\vec{a} = \vec{0}$; b) moving against the gravity force, i.e., $\vec{a} = a\hat{z}$ with $a > 0$; c) moving moving with the gravity force, i.e., $\vec{a} = -a\hat{z}$ with $a > 0$.

3. Elevator with acceleration points towards the center of the Earth

If the elevator is moving with an acceleration $\vec{a} = -a\hat{z}$, Fig. 3c), the net force acting on the body is $-ma\hat{z}$. There are three cases depending on the relative magnitude of the elevator acceleration compared to the acceleration due to gravity g : a) $0 < a < g$; b) $a = g$; c) $a > g$.

$$a) 0 < a < g$$

Because the elevator acceleration is inferior to the acceleration due to gravity the body keeps its tendency to press the scale platform in order to move towards the center of the Earth with greater acceleration. As a consequence the body presses the scale platform exerting a force \vec{P} , and the body moves together with the scale and the elevator with their acceleration $\vec{a} = -a\hat{z}$. In accordance with Newton's second law of dynamics, by equation 3

$$\vec{P} = -m(g - a)\hat{z}, \text{ com } a > g, \quad (6)$$

that is, the body weight intensity is smaller than the product of its massa and acceleration due to gravity, $P < mg$, but the weight force has the same orientation as the acceleration due to gravity.

b) $a = g$: free fall

Lets consider the elevator free falling, that is, its acceleration is the acceleration due to gravity $\vec{a} \equiv \vec{g} = -g\hat{z}$. This happens when the elevator cables break. However, it can be experienced without risk for few seconds in planes following parabolic trajectories or much longer periods in spacecrafts orbiting the earth. All the bodies in the elevator are in free fall moving with $\vec{a} \equiv \vec{g} = -g\hat{z}$. From Newton's second law of dynamics, equation 3, one gets

$$\vec{P} = \vec{0}, \quad (7)$$

that is, although the body does not move in relation to the scale, it exerts no action on the scale surface. Therefore there is no reaction by the scale platform on the body and consequently the scale dial shows zero weight.

The situation corresponds to the state of weightlessness, also known as imponderability. This state is very often but misleading reported as zero-gravity state because the body is far from being away of significant gravitational fields. The body is free falling together with the elevator and the scale, and there are no forces pushing the body against the scale platform and *vice-versa*, and not because the body and the elevator are outside the pull of the Earth's gravity. All objects fall under the action of the Earth gravitational force (which is always present unless the Earth "disappears").

c) $a > g$

In accordance with equation 3, the weight of the body in an elevator with acceleration $a > g > 0$ is given by:

$$\vec{P} = m(a - g)\hat{z}, \text{ com } a > g, \quad (8)$$

that is, when the elevator cabin and the scale move with an acceleration higher than the acceleration of gravity the weight force would point against the acceleration due to gravity and the weight intensity measured would be negative. The relation 8 simply means the body loses contact with the scale platform, which shows zero weight, unless is bounded to the scale. The body is then in free fall and its acceleration \vec{a} is \vec{g} . The scale and the elevator move with acceleration a greater than g and as a consequence the body is left behind and shortly is caught by the elevator ceiling.

Assuming there exist another (identical) scale fixed on the elevator ceiling facing down, and the body rests on the ceiling scale platform, the weight force is

$$\vec{P} = m(a - g)\hat{z}, \text{ com } a > g. \quad (9)$$

Although the equations 9 and 8 are identical, the physical situations are distinct. The intensity indicated by the second scale has physical meaning: the weight of the body is the force the body exerts on the platform of the

second scale, and its orientation is opposite to the acceleration due to gravity. In contrast with the former situations, the orientation "up" now becomes "down" and conversely.

IV. THE WEIGHT FORCE IN WEAK GRAVITATIONAL FIELDS

The body weight force appears whenever the body's surface is constrained to interact directly with the surface of another body. The weight of the body is opposite to the normal force (reaction force) exerted by the surface where the body stands on or is in contact with, which prevents it from moving through or away of the other body that is in contact with. The body action force or its absence (weightlessness) does not depend of the existence of a gravitational field in the region of the space where it is staying. Consider a spaceship in a region of the Universe where the gravitational field is very small. The bodies in the interior of spaceship traveling in this region with uniform and rectilinear motion would experience zero weight, because they are in a zero-gravity effective situation. Any spring-scale in contact and moving with them measures no weight because the objects are not constrained to contact their surfaces to originate the normal forces (zero action or zero weight gives rise to no normal force).

Lets now consider the spaceship turns on its engines. In the case of a spacecraft accelerating by firing its rockets the thrust force is applied to the back end of the rocket by the gas escaping out the back and the bodies in the interior of the vehicle do not experience weightlessness. The rockets thrust force is transferred to each object in the spaceship through either pressure or tension giving rise to the bodies action (weight force) on their supports or suspender. We can conclude that the weight force in fact does not depend on the presence of a gravitational field. Indeed, according to the Einstein's Principle of Equivalence the bodies in a space vehicle with an acceleration \vec{a} in the absence of a gravitational field behave as the spaceship was at rest or with constant velocity in a gravitational field with acceleration due to gravity $\vec{g} = -\vec{a}$. Taking in account the considerations made and the equation 10 the weight of a body or the weightlessness state has nothing to do whether the body is under the influence of a gravitational field or not. From equation 3 results that if the spaceship is accelerating uniformly out of the influence of a significant gravitational field, that is, $\vec{g} = \vec{0}$, the weight of a body carried by the vehicle is

$$\vec{P} = -m\vec{a}, \quad (10)$$

that is, the weight force is opposite to the net force acting on the body and it is equal to the product of the body's acceleration and mass, $m\vec{a}$. In conclusion, the force the bodies exert on their support (weight force) or their absence does not require the presence of the absence of a gravitational field. In the case of the presence

of a gravitational field the force the bodies exert on their supports depends also on characteristics of the relative motion between the bodies and their supports.

As already mentioned the bodies in the interior of a spacecraft orbiting a celestial body, such as the International Space station (ISS) around the Earth, are in a state of imponderability because they do not exert any contact action on the other bodies. The weightlessness present several challenges to the human organism which was designed to be live in a gravity environment and also makes several of the mundane human actions, such as to walk, virtual impossible. Because in the interior of the station there are no upward and downward convection currents of particles and gas this has several effects on the human breathing system. The weightlessness also interferes with cardiovascular system, with the heart beating faster because there's less resistance to the blood flow. It is not possible to walk in weightlessness environment because the astronauts feet are not constrained to the station pavement their feet action (weight force) on the surface of the station is null. There is no normal reaction force and therefore the friction force is zero. It is the friction force between the pavement and the astronauts feet that gives rise to the reaction force needed to walk. This can also lead to the muscles atrophy, blood pump system malfunction and difficult breathing.

Several plans have been proposed to create “artificial gravity” in orbiting devices. The most popular plan to produce “artificial gravity” in vehicles designed to remain in orbit or stay in out space for a long period of time are to set the spaceship into rotation with an angular velocity ω around its central axis. The bodies at any point at a distance r from the rotation axis will experience a centripetal acceleration $a = \omega^2 r$. The weight of the bodies on the outer rim of the spaceship opposes the centripetal force and its intensity is given by $P = m\omega^2 r$.

V. IMPONDERABILITY AND MICROGRAVITY

In free fall all parts of an object accelerate uniformly and thus a human or other body would experience no weight, assuming that there are no *tidal forces* [9]. The experience of no weight, by people and objects, is known as imponderability, weightlessness or *zero gravity*, although *micro-gravity* is often used to describe such a condition. Excluding spaceflight (orbital flight), weightlessness can be experienced only briefly, around 30 seconds, as in an airplane following a ballistic parabolic path. In spaceships the state of imponderability or weightlessness can be experienced for extended periods of time if the ship is outside the Earth's or other planet's atmosphere and as long as no propulsion is applied and vehicle is not rotating about its axis because the bodies in it interior are not constrained to be in contact with other bodies or the station walls or floor. In particularly, the astronauts are not pulled against the station pavement

and, therefore, their bodies actions on the surface of the station are null. In real free fall situations the tidal effects of the gravity on the bodies, although small, are equivalent to a small acceleration and the bodies are said to be in a “microgravity” environment because the weightlessness sensation is not complete.

The state of imponderability experienced in orbiting spacecrafts is not as consequence of the small value of the acceleration due to the gravity because the distance from the Earth. Weightlessness is a consequence of the body and the spaceship accelerations to be only due to gravity. The gravity acts directly on a person and other masses just like on the vehicle and the person and the floor are not pushed toward each other. On the contrary, contact forces like atmospheric drag and rocket thrust first act on the vehicle, and through the vehicle on the person. As a consequence the person and the floor are pushed toward each other, giving rise to the weight force.

As mentioned the term microgravity is usually used instead of weightlessness to refer the environment within orbiting spacecraft. The use of the term micro-gravity without specifying its exact meaning can strengthen the misconceptions associated to weight and gravitational force because the term “micro” could lead to the idea that acceleration due to gravity is very small because the distance from Earth. To the contrary, the acceleration of the gravity due to the Earth gravitational interaction is around 8.4 m s^{-2} at 400 km of height. Even its value at the distance of the Moon orbit is $2.63 \times 10^{-3} \text{ m s}^{-2}$, although in these regions the acceleration due to Sun's gravity is near twice this value ($\approx 5.8 \times 10^{-3} \text{ m s}^{-2}$). True Earth micro-gravity, $g \simeq 1 \times 10^{-6} \text{ m s}^{-2}$, can be only experienced at locations as far off as 17 times the Earth-Moon distance.

The term microgravity is more appropriate than “zero weight” or “zero-gravity” in the case of orbiting spacecrafts because weightlessness is not perfect. Here the term microgravity does not mean the acceleration due to gravity was strongly reduced but solely that its effects on the bodies within the vehicle were substantially reduced. The term microgravity is used for the scientists to characterize the residual acceleration experienced by the bodies in the interior of the spacecraft as a consequence of forces between the bodies within the spaceship, the gravitational tidal forces acting on the bodies and spacecraft and the atmosphere dragging force. These forces induce in the bodies acceleration of intensities of some $\mu\text{m s}^{-2}$, giving rise to the use of the term “micro-gravity”. For uncrewed spaceships free falling near the Earth it is possible to obtain $1 \mu\text{g}$; for crewed missions is difficult to achieve less than $100 \mu\text{g}$. The main reasons are: i) the morphology of the Earth variations induce local gravitational differences; ii) the gravitational effects of the other celestial bodies, especially the Moon and the Sun, depend on their relative position towards the Earth; iii) the acceleration due to gravity decreases one part per million for every 3 m increase in height (in an orbiting spaceship the required centripetal force and hence the

acceleration due to gravity is higher at the far side than at the nearest side of the ship relatively to the Earth); iv) although very thin, at for example 400 km of height, the atmosphere gradually slows the spacecraft.

VI. CONCLUSION

The identification of weight force as the force of gravity is misleading and lacks logic from the perspective of the present knowledge. In the operational definition here discussed, the weight of a body is the action force the body exerts on the surface of another body that it is in contact with, and depends on its state of the motion. Having in mind that the concept of weight is not fundamental in Physics, the physics learning would benefit if it is avoided. One advantage would be the rupture of the

common sense identification between mass and weight force. Bearing in mind that this does not seem executable in the near future it is expected that this analysis will motivate physics instructors and authors, as well as the scientific community, to replace the gravitational definition of weight by the operational, although it effective drooping is preferable.

Acknowledgments

The author is grateful to Professor Robertus Potting and Dr. José Rodrigues for their comments and manuscript revision. The author acknowledges the improvements that resulted from further discussions with other colleagues.

-
- [1] I. Galili, “*Weight versus gravitational force: historical and educational perspectives*,” Int. J. Sci. Educ. **23**, 1073-1093 (2001).
 - [2] Z. Gurel and H. Acar, “*Research into Students’ Views About Basic Physics Principles in a Weightless Environment*,” The Astronomy Education Review **2**, 65-81 (2003).
 - [3] H. Niedderer et al, “*Epistemological Beliefs of Students in High School Physics*,” NARST Annual Meeting in Boston, March 1992 (1992).
 - [4] R. A. Serway, *Physics for Scientists and Engineers with modern physics* (Saunders College Publishing, Philadelphia, CA, 1996) page 113.
 - [5] H. D. Young and R. A. Freedman, *University Physics with modern physics* (Addison-Wesley, Reading, MA, 2000) page 362.
 - [6] Resolution de la 3^e CGPM, “*Dclaration relative l’unit de masse et la dfinition du poids; valeur conventionnelle de g_n* ,” Comptes rendus de la 3^e CGPM, 70 (1901).
 - [7] J. B. Marion and W. F. Hornyak, *General Physics with Bioscience Essays* (John Wiley & Sons, New York, NY, 1985).
 - [8] T. Van Flandern e X. S. Yang, “*Allais gravity and pendulum effects during solar eclipses explained*,” Phys. Rev D **67**, 022002 (2003); C. S. Unnikrishnan, A. K. Mohapatra, e G. T. Gillies, “*Anomalous gravity data during the 1997 total solar eclipse do not support the hypothesis of gravitational shielding*,” Phys. Rev D **63**, 062002 (2001).
 - [9] The tidal force are secondary effects of the forces of gravity due to Earth inhomogeneities and to the other celestial objects gravity.