

Solving procedure for a twenty-five diagonal coefficient matrix: direct numerical solutions of the three dimensional Fokker-Planck equation with a general collision term

Maximiliano Ujevic* and Patricio S. Letelier†

*Departamento de Matemática Aplicada, Instituto de Matemática, Estatística e Computação Científica
Universidade Estadual de Campinas, 13081-970, Campinas, SP, Brasil*

We describe an implicit procedure for solving linear equation systems resulting from the discretization of the three dimensional (seven variables) Fokker-Planck equation with a general collision term. The discretization of the Fokker-Planck equation is performed using a twenty-five point molecule that leads to a coefficient matrix with equal number of diagonals. The method is an extension of Stone's implicit procedure, includes vast classes of collision terms and can be applied to stationary or non stationary problems with different discretizations in time. Test calculations and comparisons with other methods are presented for a stationary example.

I. INTRODUCTION

In dealing with solutions of partial differential equations we often encounter a set of linear equation system that have to be solved. This set of linear equations depends on the method used for discretization. In general, when dealing with three dimensional systems the number of linear equations increases and the solution of these systems uses most of the computing time. An extreme case is the Fokker-Planck equation. The Fokker-Planck equation is also known as the Fokker-Planck approximation because truncates the BBGKY (N.N. Bogoliubov, M. Born, H.S. Green, J.G. Kirkwood, and J. Yvon) hierarchy of kinetic equations at its lowest order by assuming that correlation between particles only plays a role as a sequence of uncorrelated two-body encounters [1, 2]. It is worth to notice that, the only "approximation" made in the Fokker-Planck equation comes from the model adopted for collisions and, in fact, the Fokker-Planck equation with a general collision term can be derived from first principles and no *ad hoc* suppositions are needed. The solution of the this equation is not an easy task because in the three dimensional case the Fokker-Planck equation has seven variables, three space coordinates (\mathbf{x}), three velocity coordinates (\mathbf{v}) and time (t). In the two dimensional case a simplification exist because the total number of variables are five. In either cases, the large number of grid nodes needed for the computation of the solution becomes a storage data problem. In a three dimensional problem, for a stationary or non stationary equation, the number of linear equations to solve correspond to the number of nodes in the phase-space grid (\mathbf{x}, \mathbf{v}). If we divided each of the phase-space variables intervals of the distribution function in nine parts (ten nodes), we will have a grid with 10^6 nodes. In a simple numerical method we have to store and solve a matrix with 10^{12} elements. For two dimensional case, the main matrix will have 10^8 elements. With 10 grid nodes per variable only very simple geometries can be described. The large number of matrix elements brings us another computational problem, the slowness of the codes. In the discretization process of the Fokker-Planck equation, a system of linear equations is obtained and arranged into a matrix form (coefficient matrix). In forming the matrix elements for the three dimensional Fokker-Planck equation from a finite difference scheme with a twenty-five point molecule, we see that approximately less than 0.003% of the elements are different from zero. This incentives the search for alternative and faster methods, usually iterative, to solved the linear system using only the non null data. Note that, in general, the coefficient matrix that arise from the discretization of the Fokker-Planck equation is not symmetric. So, powerful methods like the Conjugate Gradient [3, 4], Cholesky [4] decomposition can not be used. Our main goal is to obtain a code that permits fast and effective numerical solutions on high resolution schemes of the three dimensional Fokker-Planck equation with a general collision term in a direct way. The importance and difficulties of having three dimensional solutions of the Fokker-Planck equation in different physical situations can be summarized in the words of Binney and Tremaine ([5] page 245), here in relation with galactic dynamics: *Finding the particular function of three variables that describes any given galaxy is no simple matter. In fact, this task has proved so daunting that only in the last few years, three-quarters of a century after Jeans's (Jeans [6]) paper posed the problem, has the serious quest for the distribution function of even our own Galaxy got underway.*

We mean direct numerical calculations of the Fokker-Planck equation because neither statistical nor mean field

*e-mail: mujevic@ime.unicamp.br

†e-mail: letelier@ime.unicamp.br

approximations are made [5]. Numerical solutions can be performed using statistical approximate methods like the method of moment equations [7, 8, 9] and Monte Carlos methods [10, 11]. Also, solutions have been found using the orbit-averaged Fokker-Planck equation with action-angle variables [5], this last method reduces the equation involving six phase-space coordinates plus time to one involving only three actions plus time. But, direct three dimensional numerical calculations of the Fokker-Planck equations, to the best of our knowledge, has not been done because of the large number of linear equations and the computational cost involve in the process. In this article we present a variations of Stone's [12] method that leads us to solve with lower computational cost the three dimensional Fokker-Planck equation with a general collision term. Variation of Stone's method has been applied to other situations in two [13] and three [14] dimensions when dealing with field problems.

The article is organized as follows. In Section II we present the Fokker-Planck equation to be solved. We consider a general collision term that includes a vast class of collisions. In Section III, we describe the algorithm of the modified Stone method to obtain the incomplete LU decomposition. The discretization of the Fokker-Planck equation is perform using a central difference approximation for the phase-space variables (\mathbf{x}, \mathbf{v}) that is described with a twenty-five point molecule. This point molecule also allows to describe different discretizations in time, as the implicit Euler or Crank-Nicolson discretization. Thus, the derivation of the LU decomposition is made without assuming any particular discretization in time maintaining its derivation as general as possible. The notation used for the diagonals in the coefficient matrix is also shown. In Section IV, we test our algorithm with other methods that solve large sparse matrices. For the test, we choose a stationary Fokker-Planck equation that resembles the form of the one found when Rosenbluth potentials [15] are used. In Section V, we show how to modified the code to implement curved boundary conditions. Finally, in Section VI, we summarized our results.

II. THE GENERAL PROBLEM

The Fokker-Planck equation with a general collision term can be written us

$$\frac{\partial f}{\partial t} + \mathbf{v} \cdot \nabla f + \dot{\mathbf{v}} \cdot \nabla_v f = \Gamma[f], \quad (1)$$

where \mathbf{v} represent the velocity of the stars, ∇ is the usual gradient, ∇_v is the velocity gradient (derivations are done with respect to the velocities), $\dot{\mathbf{v}}$ is the acceleration and the symbol $\Gamma[f]$ denotes the rate of change of f due to encounters (collision term). We consider as the collision term the general expression

$$\Gamma[f] = A(\mathbf{x}, \mathbf{v}) \nabla^2 f + B(\mathbf{x}, \mathbf{v}) \nabla_v^2 f + C(\mathbf{x}, \mathbf{v}) \nabla f + D(\mathbf{x}, \mathbf{v}) \nabla_v f + \sum_{i \neq j=1}^3 E_{ij}(\mathbf{x}, \mathbf{v}) \frac{\partial^2 f}{\partial v_i \partial v_j}, \quad (2)$$

where A , B , C , D and E_{ij} are arbitrary functions of the phase-space variables \mathbf{x} and \mathbf{v} . The above equation describes a vast family of collisions. In particular, with the mixed velocity derivatives in (2) we can take into account the important collision term found by Rosenbluth et al. [15] used in gravitating systems and plasma physics. If we need mixed space derivatives instead of mixed velocity derivatives, we can use the same code presented in this article to solve the problem. If a particular problem requires the inclusion of mixed velocity derivatives as well as mixed space derivatives, it is possible to develop a similar numerical procedure following the steps of this article, but it complicates the incomplete LU decomposition used for the method, i.e. we need twelve extra diagonals on the coefficient matrix (thirty-seven instead of twenty-five diagonals).

III. DESCRIPTION OF THE ALGORITHM

The system of equations that we obtain from the discretization of the Fokker-Planck equation (1,2) using the central difference approximation for the phase-space and a temporal discretization in time (implicit Euler, Crank-Nicolson, etc.) can be cast (for each time step) into the simple form

$$A\Psi = Q, \quad (3)$$

in which A is a square coefficient matrix $N_{node} \times N_{node}$ (N_{node} the number of nodes in the discretization grid), Ψ is the vector matrix of the nodal variable values, and Q is the source vector. The position of the grid nodes in the

TABLE I: Relations and nomenclature between the matrix form and the one dimensional storage index at node p of the twenty-five terms used in the discretization of the Fokker-Planck equation.

Matrix Form	Abbreviation	Name	Position From Node p
Basic Diagonals			
$\Psi(i, j, k, l, m, n)$	P	point	p
$\Psi(i, j + 1, k, l, m, n)$	N	north	$p + 1$
$\Psi(i, j - 1, k, l, m, n)$	S	south	$p - 1$
$\Psi(i + 1, j, k, l, m, n)$	E	east	$p + n_j$
$\Psi(i - 1, j, k, l, m, n)$	W	west	$p - n_j$
$\Psi(i, j, k + 1, l, m, n)$	T	top	$p + n_{ij}$
$\Psi(i, j, k - 1, l, m, n)$	B	bottom	$p - n_{ij}$
$\Psi(i, j, k, l + 1, m, n)$	$U1$	up1	$p + n_{ijk}$
$\Psi(i, j, k, l - 1, m, n)$	$D1$	down1	$p - n_{ijk}$
$\Psi(i, j, k, l, m + 1, n)$	$U2$	up2	$p + n_{ijkl}$
$\Psi(i, j, k, l, m - 1, n)$	$D2$	down2	$p - n_{ijkl}$
$\Psi(i, j, k, l, m, n + 1)$	$U3$	up3	$p + n_{ijklm}$
$\Psi(i, j, k, l, m, n - 1)$	$D3$	down3	$p - n_{ijklm}$
Mixed Diagonals			
$\Psi(i, j, k, l + 1, m + 1, n)$	$UT2$	uptop2	$p + (n_{ijkl} + n_{ijk})$
$\Psi(i, j, k, l - 1, m + 1, n)$	$UB2$	upbottom2	$p + (n_{ijkl} - n_{ijk})$
$\Psi(i, j, k, l + 1, m - 1, n)$	$DT2$	downtop2	$p - (n_{ijkl} - n_{ijk})$
$\Psi(i, j, k, l - 1, m - 1, n)$	$DB2$	downbottom2	$p - (n_{ijkl} + n_{ijk})$
$\Psi(i, j, k, l + 1, m, n + 1)$	$UT3$	uptop3	$p + (n_{ijklm} + n_{ijk})$
$\Psi(i, j, k, l - 1, m, n + 1)$	$UB3$	upbottom3	$p + (n_{ijklm} - n_{ijk})$
$\Psi(i, j, k, l + 1, m, n - 1)$	$DT3$	downtop3	$p - (n_{ijklm} - n_{ijk})$
$\Psi(i, j, k, l - 1, m, n - 1)$	$DB3$	downbottom3	$p - (n_{ijklm} + n_{ijk})$
$\Psi(i, j, k, l, m + 1, n + 1)$	$UU3$	upup3	$p + (n_{ijklm} + n_{ijkl})$
$\Psi(i, j, k, l, m - 1, n + 1)$	$UD3$	updown3	$p + (n_{ijklm} - n_{ijkl})$
$\Psi(i, j, k, l, m + 1, n - 1)$	$DU3$	downup3	$p - (n_{ijklm} - n_{ijkl})$
$\Psi(i, j, k, l, m - 1, n - 1)$	$DD3$	downdown3	$p - (n_{ijklm} + n_{ijkl})$

phase-space (x, y, z, v_x, v_y, v_z) is performed by six indexes (i, j, k, l, m, n) , where i represents the index for the variable x , j represents the index for the variable y , etc. The ordering of nodes in this six dimensional space is made as follows. The surface $n=\text{constant}$ are stacked one above another. Within the fifth dimensional space (for each n) the hypersurfaces $m=\text{constant}$ are stacked one above another. Within the fourth dimensional space (for each n and m) the hypersurfaces $l=\text{constant}$ are stacked one above another. Within the three dimensional space (for each n , m and l) the surfaces $k=\text{constant}$ are stacked one above another. Within the two dimensional space (for each n , m , l and k) the index j increases first (y -direction) than the index i (x -direction). The one dimensional storage index p of the vector matrix Ψ is calculated from the six-dimensional grid indexes (i, j, k, l, m, n) , i.e.

$$p = (n - 1)n_{ijklm} + (m - 1)n_{ijkl} + (l - 1)n_{ijk} + (k - 1)n_{ij} + (i - 1)n_j + j, \quad (4)$$

with

$$\begin{aligned} i &= 1 \cdots n_i; \quad j = 1 \cdots n_j; \quad k = 1 \cdots n_k; \quad l = 1 \cdots n_l; \quad m = 1 \cdots n_m; \quad n = 1 \cdots n_n; \\ n_{ijklm} &= n_i n_j n_k n_l n_m; \quad n_{ijkl} = n_i n_j n_k n_l; \quad n_{ijk} = n_i n_j n_k; \quad n_{ij} = n_i n_j; \end{aligned} \quad (5)$$

where $n_i, n_j, n_k, n_l, n_m, n_n$ denote the number of grid points for each variable. Therefore $N_{\text{node}} = n_i n_j n_k n_l n_m n_n$. With the help of the storage index p we can switch each point of the twentyfive-point molecule from the matrix form to the one dimensional position representation. This is done in Table I by making the equivalence $f(x, y, z, v_x, v_y, v_z) \equiv \Psi(i, j, k, l, m, n)$. Until now, we were considering only the non stationary case, but the discretization in Table I can be used in the non stationary as well as the stationary Fokker Planck equation (the term $\Gamma[f]$ is not present). In both

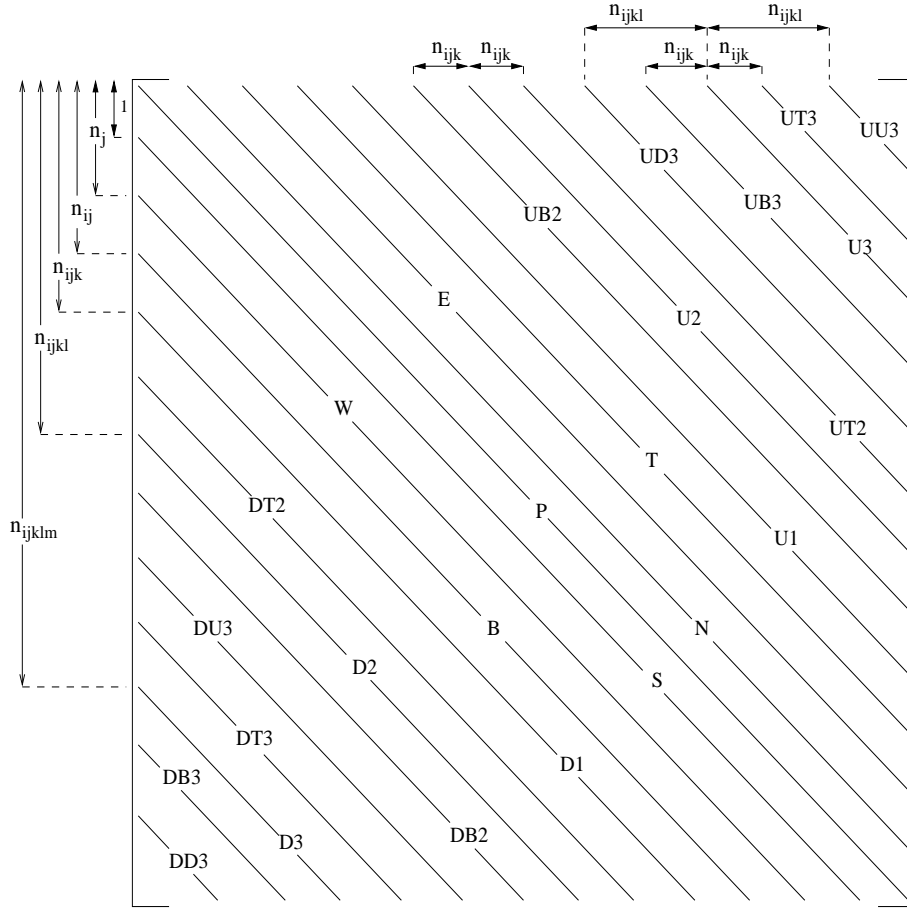


FIG. 1: Form of the coefficient matrix A obtained from the discretization of the partial difference equation of our problem. The separation between the main diagonal P and the other diagonals are indicated. Also, the distance between the diagonals of the mixed derivatives to their nearest diagonals are shown. Note that the figure is not in scaled.

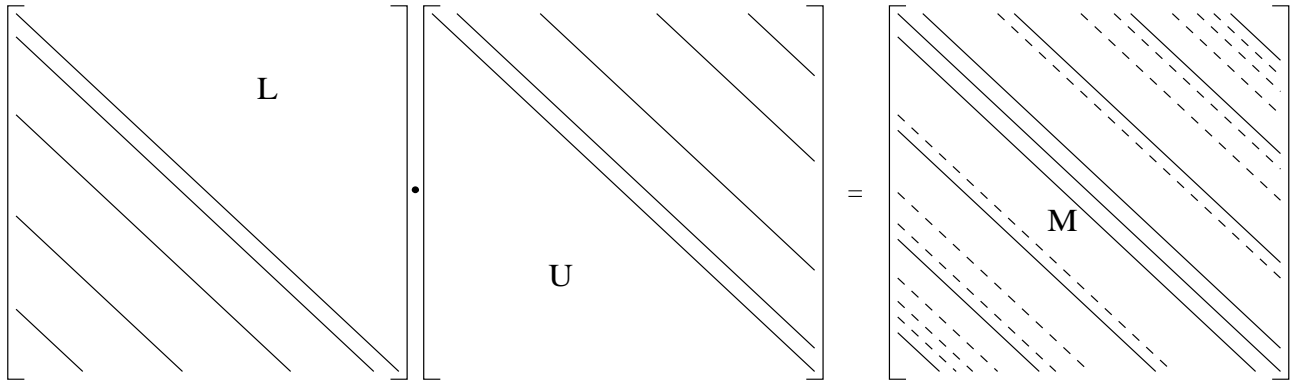


FIG. 2: Schematic representation of the matrices L , U and their product M . The multiplication of the matrices L and U leads to extra diagonals (dotted lines) not present in the coefficient matrix A . The diagonals of L , from the left-bottom corner to the main diagonal, are: $DD3$, $DB3$, $D3$, $DT3$, $DU3$, $DB2$, $D2$, $DT2$, $D1$, W , S , P . The diagonals of U , from the main diagonal to the right-up diagonal, are: 1 , N , E , T , $U1$, $UB2$, $U2$, $UT2$, $UD3$, $UB3$, $U3$, $UT3$, $UU3$. The diagonals in M are products of these two sets of diagonals but we have to be careful because more than one product can be at the same diagonal.

cases, with this notation, the final system of equations (after the discretization) is of the form (3), with A being a sparse matrix with elements different from zero in only twenty-five diagonals, see Fig. 1. Now, we want to develop an iteration method to solve the system of equation (3). After h iterations of such method, the approximate solution Ψ^h do not satisfies (3) exactly, their is a non zero residual R such as

$$A\Psi^h = Q - R^h. \quad (6)$$

The purpose of the iteration procedure is to drive the residual term to zero after some number of iteration (actually we stop the iteration when the residual term attained some imposed small value condition). Consider an iterative scheme for a linear system,

$$M\Psi^{h+1} = O\Psi^h + B, \quad (7)$$

when convergence is achieved we must have that $A = M - O$ and $B = Q$. An alternative version of this procedure can be obtained by subtracting $M\Psi^h$ from both sides of (7) to have,

$$M\Delta^{h+1} = R^h, \quad (8)$$

where $\Delta^{h+1} = \Psi^{h+1} - \Psi^h$ and $R^h = B - (M - O)\Psi^h = Q - A\Psi^h$. For faster convergence, the matrix M have to be a good approximation of the coefficient matrix A , i.e. we must have $O\Psi^h$ small. The original idea of Stone is to use for the iteration matrix M an incomplete LU decomposition of the matrix A . The reason for this choice is that LU decomposition is an excellent linear system solver. The matrices L and U have elements different from zero only in the diagonals in which A have also elements different from zero. The product of the matrices, L and U , provide a matrix M with a larger number of diagonals with elements different from zero, see for instance Fig. 2. To make the decomposition LU unique, we set the elements on the principal diagonal of U equal to 1. In doing the LU multiplication, we have to pay extra attention because sometimes more than one diagonal product are at the same distance from the main diagonal P , e.g. the product $L_{D3} \cdot U_1$ and $L_{DD3} \cdot U_{U2}$ are at the same diagonal in M . The multiplication rules furnish the elements of $M = LU$ at node p as,

$$\begin{aligned} M_{DD3}^p &= L_{DD3}^p, \\ M_{DD3|N}^p &= L_{DD3}^p U_N^{p-(n_{ijklm}+n_{ijkl})}, \\ M_{DD3|E}^p &= L_{DD3}^p U_E^{p-(n_{ijklm}+n_{ijkl})}, \\ M_{DD3|T}^p &= L_{DD3}^p U_T^{p-(n_{ijklm}+n_{ijkl})}, \\ M_{DD3|U1}^p &= L_{DD3}^p U_{U1}^{p-(n_{ijklm}+n_{ijkl})}, \\ M_{DB3}^p &= L_{DB3}^p + L_{DD3}^p U_{UB2}^{p-(n_{ijklm}+n_{ijkl})}, \\ M_{DB3|N}^p &= L_{DB3}^p U_N^{p-(n_{ijklm}+n_{ijk})}, \\ M_{DB3|E}^p &= L_{DB3}^p U_E^{p-(n_{ijklm}+n_{ijk})}, \\ M_{DB3|T}^p &= L_{DB3}^p U_T^{p-(n_{ijklm}+n_{ijk})}, \\ M_{D3}^p &= L_{D3}^p + L_{DB3}^p U_{U1}^{p-(n_{ijklm}+n_{ijk})} + L_{DD3}^p U_{U2}^{p-(n_{ijklm}+n_{ijkl})}, \\ M_{D3|N}^p &= L_{D3}^p U_N^{p-n_{ijklm}}, \\ M_{D3|E}^p &= L_{D3}^p U_E^{p-n_{ijklm}}, \\ M_{D3|T}^p &= L_{D3}^p U_T^{p-n_{ijklm}}, \\ M_{DT3}^p &= L_{DT3}^p + L_{D3}^p U_{U1}^{p-n_{ijklm}} + L_{DD3}^p U_{UT2}^{p-(n_{ijklm}+n_{ijkl})}, \\ M_{DT3|N}^p &= L_{DT3}^p U_N^{p-(n_{ijklm}-n_{ijk})}, \\ M_{DT3|E}^p &= L_{DT3}^p U_E^{p-(n_{ijklm}-n_{ijk})}, \end{aligned}$$

$$\begin{aligned}
M_{DT3|T}^p &= L_{DT3}^p U_T^{p-(n_{ijklm}-n_{ijk})}, \\
M_{DT3|U1}^p &= L_{DT3}^p U_{U1}^{p-(n_{ijklm}-n_{ijk})}, \\
M_{DB3|UB2}^p &= L_{DB3}^p U_{UB2}^{p-(n_{ijklm}+n_{ijk})}, \\
M_{D3|UB2}^p &= L_{D3}^p U_{UB2}^{p-n_{ijklm}} + L_{DB3}^p U_{U2}^{p-(n_{ijklm}+n_{ijk})}, \\
M_{DU3}^p &= L_{DU3}^p + L_{DT3}^p U_{UB2}^{p-(n_{ijklm}-n_{ijk})} + L_{D3}^p U_{U2}^{p-n_{ijklm}} + L_{DB3}^p U_{UT2}^{p-(n_{ijklm}+n_{ijk})}, \\
M_{DU3|N}^p &= L_{DU3}^p U_N^{p-(n_{ijklm}-n_{ijkl})}, \\
M_{DU3|E}^p &= L_{DU3}^p U_E^{p-(n_{ijklm}-n_{ijkl})}, \\
M_{DU3|T}^p &= L_{DU3}^p U_T^{p-(n_{ijklm}-n_{ijkl})}, \\
M_{DU3|U1}^p &= L_{DU3}^p U_{U1}^{p-(n_{ijklm}-n_{ijk})} + L_{DT3}^p U_{U2}^{p-(n_{ijklm}-n_{ijk})} + L_{D3}^p U_{UT2}^{p-n_{ijklm}}, \\
M_{DT3|UT2}^p &= L_{DT3}^p U_{UT2}^{p-(n_{ijklm}-n_{ijk})}, \\
M_{DU3|UB2}^p &= L_{DU3}^p U_{UB2}^{p-(n_{ijklm}-n_{ijkl})}, \\
M_{DU3|U2}^p &= L_{DU3}^p U_{U2}^{p-(n_{ijklm}-n_{ijkl})}, \\
M_{DU3|UT2}^p &= L_{DU3}^p U_{UT2}^{p-(n_{ijklm}-n_{ijkl})}, \\
M_{DD3|UD3}^p &= L_{DD3}^p U_{UD3}^{p-(n_{ijklm}+n_{ijkl})}, \\
M_{DB2}^p &= L_{DB2}^p + L_{DB3}^p U_{UD3}^{p-(n_{ijklm}+n_{ijk})} + L_{DD3}^p U_{UB3}^{p-(n_{ijklm}+n_{ijkl})}, \\
M_{DB2|N}^p &= L_{DB2}^p U_N^{p-(n_{ijkl}+n_{ijk})}, \\
M_{DB2|E}^p &= L_{DB2}^p U_E^{p-(n_{ijkl}+n_{ijk})}, \\
M_{DB2|T}^p &= L_{DB2}^p U_T^{p-(n_{ijkl}+n_{ijk})}, \\
M_{D2}^p &= L_{D2}^p + L_{DB2}^p U_{U1}^{p-(n_{ijkl}+n_{ijk})} + L_{D3}^p U_{UD3}^{p-n_{ijklm}} + L_{DD3}^p U_{U3}^{p-(n_{ijklm}+n_{ijkl})}, \\
M_{D2|N}^p &= L_{D2}^p U_N^{p-n_{ijkl}}, \\
M_{D2|E}^p &= L_{D2}^p U_E^{p-n_{ijkl}}, \\
M_{D2|T}^p &= L_{D2}^p U_T^{p-n_{ijkl}}, \\
M_{DT2}^p &= L_{DT2}^p + L_{D2}^p U_{U1}^{p-n_{ijkl}} + L_{DT3}^p U_{UD3}^{p-(n_{ijklm}-n_{ijk})} + L_{DD3}^p U_{UT3}^{p-(n_{ijklm}+n_{ijkl})}, \\
M_{DT2|N}^p &= L_{DT2}^p U_N^{p-(n_{ijkl}-n_{ijk})}, \\
M_{DT2|E}^p &= L_{DT2}^p U_E^{p-(n_{ijkl}-n_{ijk})}, \\
M_{DT2|T}^p &= L_{DT2}^p U_T^{p-(n_{ijkl}-n_{ijk})}, \\
M_{DT2|U1}^p &= L_{DT2}^p U_{U1}^{p-(n_{ijkl}-n_{ijk})}, \\
M_{DB2|UB2}^p &= L_{DB2}^p U_{UB2}^{p-(n_{ijkl}+n_{ijk})} + L_{DB3}^p U_{UB3}^{p-(n_{ijklm}+n_{ijk})}, \\
M_{D1}^p &= L_{D1}^p + L_{D2}^p U_{UB2}^{p-n_{ijkl}} + L_{DB2}^p U_{U2}^{p-(n_{ijkl}+n_{ijk})} + L_{D3}^p U_{UB3}^{p-n_{ijklm}} + L_{DB3}^p U_{U3}^{p-(n_{ijklm}+n_{ijk})}, \\
M_{D1|N}^p &= L_{D1}^p U_N^{p-n_{ijk}}, \\
M_{D1|E}^p &= L_{D1}^p U_E^{p-n_{ijk}}, \\
M_{D1|T}^p &= L_{D1}^p U_T^{p-n_{ijk}}, \\
M_B^p &= L_B^p, \\
M_{B|N}^p &= L_B^p U_N^{p-n_{ij}}, \\
M_{B|E}^p &= L_B^p U_E^{p-n_{ij}},
\end{aligned}$$

$$\begin{aligned}
M_W^p &= L_W^p, \\
M_{W|N}^p &= L_W^p U_N^{p-n_j}, \\
M_S^p &= L_S^p, \\
M_P^p &= L_P^p + L_S^p U_N^{p-1} + L_W^p U_E^{p-n_j} + L_B^p U_T^{p-n_{ij}} + L_{D1}^p U_{U1}^{p-n_{ijk}} + L_{DT2}^p U_{UB2}^{p-(n_{ijkl}-n_{ijk})} + L_{D2}^p U_{U2}^{p-n_{ijkl}} \\
&\quad + L_{DB2}^p U_{UT2}^{p-(n_{ijkl}+n_{ijk})} + L_{DU3}^p U_{UD3}^{p-(n_{ijklm}-n_{ijkl})} + L_{DT3}^p U_{UB3}^{p-(n_{ijklm}-n_{ijk})} + L_{D3}^p U_{U3}^{p-n_{ijklm}} \\
&\quad + L_{DB3}^p U_{UT3}^{p-(n_{ijklm}+n_{ijk})} + L_{DD3}^p U_{UU3}^{p-(n_{ijklm}+n_{ijkl})}, \\
M_N^p &= L_P^p U_N^p, \\
M_{S|E}^p &= L_S^p U_E^{p-1}, \\
M_E^p &= L_P^p U_E^p, \\
M_{W|T}^p &= L_W^p U_T^{p-n_j}, \\
M_{S|T}^p &= L_S^p U_T^{p-1}, \\
M_T^p &= L_P^p U_T^p, \\
M_{B|U1}^p &= L_B^p U_{U1}^{p-n_{ij}}, \\
M_{W|U1}^p &= L_W^p U_{U1}^{p-n_j}, \\
M_{S|U1}^p &= L_S^p U_{U1}^{p-1}, \\
M_{U1}^p &= L_P^p U_{U1}^p + L_{DT2}^p U_{U2}^{p-(n_{ijkl}-n_{ijk})} + L_{D2}^p U_{UT2}^{p-n_{ijkl}} + L_{DT3}^p U_{U3}^{p-(n_{ijklm}-n_{ijk})} + L_{D3}^p U_{UT3}^{p-n_{ijklm}}, \\
M_{DT2|UT2}^p &= L_{DT2}^p U_{UT2}^{p-(n_{ijkl}-n_{ijk})} + L_{DT3}^p U_{UT3}^{p-(n_{ijklm}-n_{ijk})}, \\
M_{D1|UB2}^p &= L_{D1}^p U_{UB2}^{p-n_{ijk}}, \\
M_{B|UB2}^p &= L_B^p U_{UB2}^{p-n_{ij}}, \\
M_{W|UB2}^p &= L_W^p U_{UB2}^{p-n_j}, \\
M_{S|UB2}^p &= L_S^p U_{UB2}^{p-1}, \\
M_{UB2}^p &= L_P^p U_{UB2}^p + L_{D1}^p U_{U2}^{p-n_{ijk}} + L_{DU3}^p U_{UB3}^{p-(n_{ijklm}-n_{ijkl})} + L_{DB3}^p U_{UU3}^{p-(n_{ijklm}+n_{ijk})}, \\
M_{B|U2}^p &= L_B^p U_{U2}^{p-n_{ij}}, \\
M_{W|U2}^p &= L_W^p U_{U2}^{p-n_j}, \\
M_{S|U2}^p &= L_S^p U_{U2}^{p-1}, \\
M_{U2}^p &= L_P^p U_{U2}^p + L_{D1}^p U_{UT2}^{p-n_{ijk}} + L_{DU3}^p U_{U3}^{p-(n_{ijklm}-n_{ijkl})} + L_{D3}^p U_{UU3}^{p-n_{ijklm}}, \\
M_{B|UT2}^p &= L_B^p U_{UT2}^{p-n_{ij}}, \\
M_{W|UT2}^p &= L_W^p U_{UT2}^{p-n_j}, \\
M_{S|UT2}^p &= L_S^p U_{UT2}^{p-1}, \\
M_{UT2}^p &= L_P^p U_{UT2}^p + L_{DU3}^p U_{UT3}^{p-(n_{ijklm}-n_{ijkl})} + L_{DT3}^p U_{UU3}^{p-(n_{ijklm}-n_{ijk})}, \\
M_{DU3|UU3}^p &= L_{DU3}^p U_{UU3}^{p-(n_{ijklm}-n_{ijkl})}, \\
M_{DB2|UD3}^p &= L_{DB2}^p U_{UD3}^{p-(n_{ijkl}+n_{ijk})}, \\
M_{D2|UD3}^p &= L_{D2}^p U_{UD3}^{p-n_{ijkl}}, \\
M_{DT2|UD3}^p &= L_{DT2}^p U_{UD3}^{p-(n_{ijkl}-n_{ijk})}, \\
M_{DB2|UB3}^p &= L_{DB2}^p U_{UB3}^{p-(n_{ijkl}+n_{ijk})}, \\
M_{D1|UD3}^p &= L_{D1}^p U_{UD3}^{p-n_{ijk}} + L_{D2}^p U_{UB3}^{p-n_{ijkl}} + L_{DB2}^p U_{U3}^{p-(n_{ijkl}+n_{ijk})}, \\
M_{B|UD3}^p &= L_B^p U_{UD3}^{p-n_{ij}},
\end{aligned}$$

$$\begin{aligned}
M_{W|UD3}^p &= L_W^p U_{UD3}^{p-n_j}, \\
M_{S|UD3}^p &= L_S^p U_{UD3}^{p-1}, \\
M_{UD3}^p &= L_P^p U_{UD3}^p + L_{DT2}^p U_{UB3}^{p-(n_{ijkl}-n_{ijk})} + L_{D2}^p U_{U3}^{p-n_{ijkl}} + L_{DB2}^p U_{UT3}^{p-(n_{ijkl}+n_{ijk})}, \\
M_{DT2|U3}^p &= L_{DT2}^p U_{U3}^{p-(n_{ijkl}-n_{ijk})} + L_{D2}^p U_{UT3}^{p-n_{ijkl}}, \\
M_{DT2|UT3}^p &= L_{DT2}^p U_{UT3}^{p-(n_{ijkl}-n_{ijk})}, \\
M_{D1|UB3}^p &= L_{D1}^p U_{UB3}^{p-n_{ijk}}, \\
M_{B|UB3}^p &= L_B^p U_{UB3}^{p-n_{ij}}, \\
M_{W|UB3}^p &= L_W^p U_{UB3}^{p-n_j}, \\
M_{S|UB3}^p &= L_S^p U_{UB3}^{p-1}, \\
M_{UB3}^p &= L_P^p U_{UB3}^p + L_{D1}^p U_{U3}^{p-n_{ijk}} + L_{DB2}^p U_{UU3}^{p-(n_{ijkl}+n_{ijk})}, \\
M_{B|U3}^p &= L_B^p U_{U3}^{p-n_{ij}}, \\
M_{W|U3}^p &= L_W^p U_{U3}^{p-n_j}, \\
M_{S|U3}^p &= L_S^p U_{U3}^{p-1}, \\
M_{U3}^p &= L_P^p U_{U3}^p + L_{D1}^p U_{UT3}^{p-n_{ijk}} + L_{D2}^p U_{UU3}^{p-n_{ijkl}}, \\
M_{B|UT3}^p &= L_B^p U_{UT3}^{p-n_{ij}}, \\
M_{W|UT3}^p &= L_W^p U_{UT3}^{p-n_j}, \\
M_{S|UT3}^p &= L_S^p U_{UT3}^{p-1}, \\
M_{UT3}^p &= L_P^p U_{UT3}^p + L_{DT2}^p U_{UU3}^{p-(n_{ijkl}-n_{ijk})}, \\
M_{D1|UU3}^p &= L_{D1}^p U_{UU3}^{p-n_{ijk}}, \\
M_{B|UU3}^p &= L_B^p U_{UU3}^{p-n_{ij}}, \\
M_{W|UU3}^p &= L_W^p U_{UU3}^{p-n_j}, \\
M_{S|UU3}^p &= L_S^p U_{UU3}^{p-1}, \\
M_{UU3}^p &= L_P^p U_{UU3}^p.
\end{aligned} \tag{9}$$

where, for example, $M_{W|UU3}$ represents the multiplication between the elements of the diagonal S in L with the elements of the diagonal $UU3$ in U .

Now, we choose L and U in such a way that $M(= A + O)$ is the best possible approximation to A . The standard method for decomposition is to let O to have elements different from zero in the diagonals of M that corresponds to the diagonals not present in A and to force the other diagonals of M to be equal to the corresponding diagonals in A . But this method converges slowly. Stone recognizes that the convergence of the method could be faster if we allow O to have elements different from zero in the diagonals present in A . The key idea is that the contribution of $M\Psi$ of the diagonals not present in A partially canceled the contribution of $O\Psi$ of the diagonals present in A , in such a way that

$$O\Psi \approx 0. \tag{10}$$

Note that in (9) they are diagonals that present more than one term. In general, the principal diagonals have more than one element, as for example M_{DT3} , but beside these principal diagonals there exist other no-principal diagonals that have more than one element, like $M_{D3|UB2}$. Now, relation (10) can be written for one grid node in several ways. The usual way is to consider the elements of these no-principle diagonals as part of the same diagonal. Other way is to consider these elements as they were from different diagonals, thus in this case, following the above example, the no-principle diagonal $M_{D3|UB2}$ is split into two diagonals $M_{D3|UB2}$ and $M_{DB3|U2}$. We obtained the final relations for the LU decomposition in both ways and we found that the LU decomposition considering the elements as they were from different diagonals is faster by a factor of two. Hereafter we consider this case. So, expression (10) can be written as

$$\begin{aligned}
& O_{DD3}\Psi_{DD3} + O_{DB3}\Psi_{DB3} + O_{D3}\Psi_{D3} + O_{DT3}\Psi_{DT3} + O_{DU3}\Psi_{DU3} + O_{DB2}\Psi_{DB2} + O_{D2}\Psi_{D2} + O_{DT2}\Psi_{DT2} \\
& + O_{D1}\Psi_{D1} + O_B\Psi_B + O_W\Psi_W + O_S\Psi_S + O_P\Psi_P + O_N\Psi_N + O_E\Psi_E + O_T\Psi_T + O_{U1}\Psi_{U1} + O_{UB2}\Psi_{UB2} \\
& + O_{U2}\Psi_{U2} + O_{UT2}\Psi_{UT2} + O_{UD3}\Psi_{UD3} + O_{UB3}\Psi_{UB3} + O_{U3}\Psi_{U3} + O_{UT3}\Psi_{UT3} + O_{UU3}\Psi_{UU3} + M_{DD3|N}\Psi_{DD3|N} \\
& + M_{DD3|E}\Psi_{DD3|E} + M_{DD3|T}\Psi_{DD3|T} + M_{DD3|U1}\Psi_{DD3|U1} + M_{DB3|N}\Psi_{DB3|N} + M_{DB3|E}\Psi_{DB3|E} \\
& + M_{DB3|T}\Psi_{DB3|T} + M_{D3|N}\Psi_{D3|N} + M_{D3|E}\Psi_{D3|E} + M_{D3|T}\Psi_{D3|T} + M_{DT3|N}\Psi_{DT3|N} + M_{DT3|E}\Psi_{DT3|E} \\
& + M_{DT3|T}\Psi_{DT3|T} + M_{DT3|U1}\Psi_{DT3|U1} + M_{DB3|UB2}\Psi_{DB3|UB2} + M_{DB3|U2}\Psi_{DB3|U2} + M_{D3|UB2}\Psi_{D3|UB2} \\
& + M_{DU3|N}\Psi_{DU3|N} + M_{DU3|E}\Psi_{DU3|E} + M_{DU3|T}\Psi_{DU3|T} + M_{D3|UT2}\Psi_{D3|UT2} + M_{DT3|U2}\Psi_{DT3|U2} \\
& + M_{DU3|U1}\Psi_{DU3|U1} + M_{DT3|UT2}\Psi_{DT3|UT2} + M_{DU3|UB2}\Psi_{DU3|UB2} + M_{DU3|U2}\Psi_{DU3|U2} + M_{DU3|UT2}\Psi_{DU3|UT2} \\
& + M_{DD3|UD3}\Psi_{DD3|UD3} + M_{DB2|N}\Psi_{DB2|N} + M_{DB2|E}\Psi_{DB2|E} + M_{DB2|T}\Psi_{DB2|T} + M_{D2|N}\Psi_{D2|N} + M_{D2|E}\Psi_{D2|E} \\
& + M_{D2|T}\Psi_{D2|T} + M_{DT2|N}\Psi_{DT2|N} + M_{DT2|E}\Psi_{DT2|E} + M_{DT2|T}\Psi_{DT2|T} + M_{DT2|U1}\Psi_{DT2|U1} \\
& + M_{DB3|UB3}\Psi_{DB3|UB3} + M_{DB2|UB2}\Psi_{DB2|UB2} + M_{D1|N}\Psi_{D1|N} + M_{D1|E}\Psi_{D1|E} + M_{D1|T}\Psi_{D1|T} + M_{B|N}\Psi_{B|N} \\
& + M_{B|E}\Psi_{B|E} + M_{W|N}\Psi_{W|N} + M_{S|E}\Psi_{S|E} + M_{W|T}\Psi_{W|T} + M_{S|T}\Psi_{S|T} + M_{B|U1}\Psi_{B|U1} + M_{W|U1}\Psi_{W|U1} \\
& + M_{S|U1}\Psi_{S|U1} + M_{DT2|UT2}\Psi_{DT2|UT2} + M_{DT3|UT3}\Psi_{DT3|UT3} + M_{D1|UB2}\Psi_{D1|UB2} + M_{B|UB2}\Psi_{B|UB2} \\
& + M_{W|UB2}\Psi_{W|UB2} + M_{S|UB2}\Psi_{S|UB2} + M_{B|U2}\Psi_{B|U2} + M_{W|U2}\Psi_{W|U2} + M_{S|U2}\Psi_{S|U2} + M_{B|UT2}\Psi_{B|UT2} \\
& + M_{W|UT2}\Psi_{W|UT2} + M_{S|UT2}\Psi_{S|UT2} + M_{DU3|UU3}\Psi_{DU3|UU3} + M_{DB2|UD3}\Psi_{DB2|UD3} + M_{D2|UD3}\Psi_{D2|UD3} \\
& + M_{DT2|UD3}\Psi_{DT2|UD3} + M_{DB2|UB3}\Psi_{DB2|UB3} + M_{D1|UD3}\Psi_{D1|UD3} + M_{D2|UB3}\Psi_{D2|UB3} + M_{DB2|U3}\Psi_{DB2|U3} \\
& + M_{B|UD3}\Psi_{B|UD3} + M_{W|UD3}\Psi_{W|UD3} + M_{S|UD3}\Psi_{S|UD3} + M_{DT2|U3}\Psi_{DT2|U3} + M_{D2|UT3}\Psi_{D2|UT3} \\
& + M_{DT2|UT3}\Psi_{DT2|UT3} + M_{D1|UB3}\Psi_{D1|UB3} + M_{B|UB3}\Psi_{B|UB3} + M_{W|UB3}\Psi_{W|UB3} + M_{S|UB3}\Psi_{S|UB3} \\
& + M_{B|U3}\Psi_{B|U3} + M_{W|U3}\Psi_{W|U3} + M_{S|U3}\Psi_{S|U3} + M_{B|UT3}\Psi_{B|UT3} + M_{W|UT3}\Psi_{W|UT3} + M_{S|UT3}\Psi_{S|UT3} \\
& + M_{D1|UU3}\Psi_{D1|UU3} + M_{B|UU3}\Psi_{B|UU3} + M_{W|UU3}\Psi_{W|UU3} + M_{S|UU3}\Psi_{S|UU3} \approx 0.
\end{aligned} \tag{11}$$

The problem now is to defined the elements of O to satisfy the above equation without introducing additional unknowns. If we expect the solution of the partial differential equation to be smooth, we can approximate the values of $\Psi_{B|N}$, $\Psi_{N|W}$, etc, in terms of the values of Ψ at nodes corresponding to the diagonals of A . Stone proposed the following approximations (other approximations are possible),

$$\begin{aligned}
\Psi_{B|N} &\approx \alpha(\Psi_B + \Psi_N - \Psi_P), \\
\Psi_{W|N} &\approx \alpha(\Psi_W + \Psi_N - \Psi_P), \text{ etc}
\end{aligned} \tag{12}$$

where α is a constant. For stability, analysis made by Stone requires that α must be between $0 < \alpha < 1$. Replacing the above approximations into (11) we obtain the elements of O as a linear combination of the elements of M ,

$$\begin{aligned}
O_{DD3} &= -\alpha(M_{DD3|N} + M_{DD3|E} + M_{DD3|T} + M_{DD3|U1} + M_{DD3|UD3}), \\
O_{DB3} &= -\alpha(M_{DB3|N} + M_{DB3|E} + M_{DB3|T} + M_{DB3|UB2} + M_{DB3|U2} + M_{DB3|UB3}), \\
O_{D3} &= -\alpha(M_{D3|N} + M_{D3|E} + M_{D3|T} + M_{D3|UB2} + M_{D3|UT2}), \\
O_{DT3} &= -\alpha(M_{DT3|N} + M_{DT3|E} + M_{DT3|T} + M_{DT3|U1} + M_{DT3|U2} + M_{DT3|UT2} + M_{DT3|UT3}), \\
O_{DU3} &= -\alpha(M_{DU3|N} + M_{DU3|E} + M_{DU3|T} + M_{DU3|U1} + M_{DU3|UB2} + M_{DU3|U2} + M_{DU3|UT2} + M_{DU3|UU3}), \\
O_{DB2} &= -\alpha(M_{DB2|N} + M_{DB2|E} + M_{DB2|T} + M_{DB2|UB2} + M_{DB2|UD3} + M_{DB2|UB3} + M_{DB2|U3}), \\
O_{D2} &= -\alpha(M_{D2|N} + M_{D2|E} + M_{D2|T} + M_{D2|UD3} + M_{D2|UB3} + M_{D2|UT3}), \\
O_{DT2} &= -\alpha(M_{DT2|N} + M_{DT2|E} + M_{DT2|T} + M_{DT2|U1} + M_{DT2|UT2} + M_{DT2|UD3} + M_{DT2|U3} + M_{DT2|UT3}), \\
O_{D1} &= -\alpha(M_{D1|N} + M_{D1|E} + M_{D1|T} + M_{D1|UB2} + M_{D1|UD3} + M_{D1|UB3} + M_{D1|UU3}), \\
O_B &= -\alpha(M_{B|N} + M_{B|E} + M_{B|U1} + M_{B|UB2} + M_{B|U2} + M_{B|UT2} + M_{B|UD3} + M_{B|UB3} + M_{B|U3} + M_{B|UT3} \\
&\quad + M_{B|UU3}), \\
O_W &= -\alpha(M_{W|N} + M_{W|T} + M_{W|U1} + M_{W|UB2} + M_{W|U2} + M_{W|UT2} + M_{W|UD3} + M_{W|UB3} + M_{W|U3} + M_{W|UT3} \\
&\quad + M_{W|UU3}), \\
O_S &= -\alpha(M_{S|E} + M_{S|T} + M_{S|U1} + M_{S|UB2} + M_{S|U2} + M_{S|UT2} + M_{S|UD3} + M_{S|UB3} + M_{S|U3} + M_{S|UT3} \\
&\quad + M_{S|UU3}),
\end{aligned}$$

$$\begin{aligned}
O_P &= \alpha(M_{DD3|N} + M_{DD3|E} + M_{DD3|T} + M_{DD3|U1} + M_{DB3|N} + M_{DB3|E} + M_{DB3|T} + M_{D3|N} + M_{D3|E} + M_{D3|T} \\
&\quad + M_{DT3|N} + M_{DT3|E} + M_{DT3|T} + M_{DT3|U1} + M_{DB3|UB2} + M_{DB3|U2} + M_{D3|UB2} + M_{DU3|N} + M_{DU3|E} \\
&\quad + M_{DU3|T} + M_{D3|UT2} + M_{DT3|U2} + M_{DU3|U1} + M_{DT3|UT2} + M_{DU3|UB2} + M_{DU3|U2} + M_{DU3|UT2} \\
&\quad + M_{DD3|UD3} + M_{DB2|N} + M_{DB2|E} + M_{DB2|T} + M_{D2|N} + M_{D2|E} + M_{D2|T} + M_{DT2|N} + M_{DT2|E} + M_{DT2|T} \\
&\quad + M_{DT2|U1} + M_{DB3|UB3} + M_{DB2|UB2} + M_{D1|N} + M_{D1|E} + M_{D1|T} + M_{B|N} + M_{B|E} + M_{W|N} + M_{S|E} \\
&\quad + M_{W|T} + M_{S|T} + M_{B|U1} + M_{W|U1} + M_{S|U1} + M_{DT2|UT2} + M_{DT3|UT3} + M_{D1|UB2} + M_{B|UB2} + M_{W|UB2} \\
&\quad + M_{S|UB2} + M_{B|U2} + M_{W|U2} + M_{S|U2} + M_{B|UT2} + M_{W|UT2} + M_{S|UT2} + M_{DU3|UU3} + M_{DB2|UD3} \\
&\quad + M_{D2|UD3} + M_{DT2|UD3} + M_{DB2|UB3} + M_{D1|UD3} + M_{D2|UB3} + M_{DB2|U3} + M_{B|UD3} + M_{W|UD3} + M_{S|UD3} \\
&\quad + M_{DT2|U3} + M_{D2|UT3} + M_{DT2|UT3} + M_{D1|UB3} + M_{B|UB3} + M_{W|UB3} + M_{S|UB3} + M_{B|U3} + M_{W|U3} \\
&\quad + M_{S|U3} + M_{B|UT3} + M_{W|UT3} + M_{S|UT3} + M_{D1|UU3} + M_{B|UU3} + M_{W|UU3} + M_{S|UU3}), \\
O_N &= -\alpha(M_{DD3|N} + M_{DB3|N} + M_{D3|N} + M_{DT3|N} + M_{DU3|N} + M_{DB2|N} + M_{D2|N} + M_{DT2|N} + M_{D1|N} + M_{B|N} \\
&\quad + M_{W|N}), \\
O_E &= -\alpha(M_{DD3|E} + M_{DB3|E} + M_{D3|E} + M_{DT3|E} + M_{DU3|E} + M_{DB2|E} + M_{D2|E} + M_{DT2|E} + M_{D1|E} + M_{B|E} \\
&\quad + M_{S|E}), \\
O_T &= -\alpha(M_{DD3|T} + M_{DB3|T} + M_{D3|T} + M_{DT3|T} + M_{DU3|T} + M_{DB2|T} + M_{D2|T} + M_{DT2|T} + M_{D1|T} + M_{W|T} \\
&\quad + M_{S|T}), \\
O_{U1} &= -\alpha(M_{DD3|U1} + M_{DT3|U1} + M_{DU3|U1} + M_{DT2|U1} + M_{B|U1} + M_{W|U1} + M_{S|U1}), \\
O_{UB2} &= -\alpha(M_{DB3|UB2} + M_{D3|UB2} + M_{DU3|UB2} + M_{DB2|UB2} + M_{D1|UB2} + M_{B|UB2} + M_{W|UB2} + M_{S|UB2}), \\
O_{U2} &= -\alpha(M_{DB3|U2} + M_{DT3|U2} + M_{DU3|U2} + M_{B|U2} + M_{W|U2} + M_{S|U2}), \\
O_{UT2} &= -\alpha(M_{D3|UT2} + M_{DT3|UT2} + M_{DU3|UT2} + M_{DT2|UT2} + M_{B|UT2} + M_{W|UT2} + M_{S|UT2}), \\
O_{UD3} &= -\alpha(M_{DD3|UD3} + M_{DB2|UD3} + M_{D2|UD3} + M_{DT2|UD3} + M_{D1|UD3} + M_{B|UD3} + M_{W|UD3} + M_{S|UD3}), \\
O_{UB3} &= -\alpha(M_{DB3|UB3} + M_{DB2|UB3} + M_{D2|UB3} + M_{D1|UB3} + M_{B|UB3} + M_{W|UB3} + M_{S|UB3}), \\
O_{U3} &= -\alpha(M_{DB2|U3} + M_{DT2|U3} + M_{B|U3} + M_{W|U3} + M_{S|U3}), \\
O_{UT3} &= -\alpha(M_{DT3|UT3} + M_{D2|UT3} + M_{DT2|UT3} + M_{B|UT3} + M_{W|UT3} + M_{S|UT3}), \\
O_{UU3} &= -\alpha(M_{DU3|UU3} + M_{D1|UU3} + M_{B|UU3} + M_{W|UU3} + M_{S|UU3}). \tag{13}
\end{aligned}$$

Using the relation $M = A + O$ together with expressions (9) and (13), we find that the elements of the matrices L and U are given by,

$$\begin{aligned}
L_{[X]}^p &= \frac{A_{[X]}^p - C_{[X]}}{1 + \alpha K_{[X]}}, \quad [X] = DD3, DB3, D3, DT3, DU3, DB2, D2, DT2, D1, B, W, S, \\
L_P^p &= A_P^p - L_S^p U_N^{p-1} - L_W^p U_E^{p-n_j} - L_B^p U_T^{p-n_{ij}} - L_{D1}^p U_{U1}^{p-n_{ijk}} - L_{DT2}^p U_{UB2}^{p-(n_{ijkl}-n_{ijk})} - L_{D2}^p U_{U2}^{p-n_{ijkl}} \\
&\quad - L_{DB2}^p U_{UT2}^{p-(n_{ijkl}+n_{ijk})} - L_{DU3}^p U_{UD3}^{p-(n_{ijklm}-n_{ijkl})} - L_{DT3}^p U_{UB3}^{p-(n_{ijklm}-n_{ijk})} - L_{D3}^p U_{U3}^{p-n_{ijklm}} \\
&\quad - L_{DB3}^p U_{UT3}^{p-(n_{ijklm}+n_{ijk})} - L_{DD3}^p U_{UU3}^{p-(n_{ijklm}+n_{ijkl})} + \alpha(K_N + K_E + K_T + K_{U1} + K_{UB2} + K_{U2} + K_{UT2} \\
&\quad + K_{UD3} + K_{UB3} + K_{U3} + K_{UT3} + K_{UU3}), \\
U_{[X]}^p &= \frac{A_{[X]}^p - \alpha K_{[X]} - C_{[X]}}{L_P^p}, \quad [X] = N, E, T, U1, UB2, U2, UT2, UD3, UB3, U3, UT3, UU3, \tag{14}
\end{aligned}$$

where

$$\begin{aligned}
C_{DB3} &= L_{DD3}^p U_{UB2}^{p-(n_{ijklm}+n_{ijkl})}, \\
C_{D3} &= L_{DD3}^p U_{U2}^{p-(n_{ijklm}+n_{ijkl})} + L_{DB3}^p U_{U1}^{p-(n_{ijklm}+n_{ijk})}, \\
C_{DT3} &= L_{DD3}^p U_{UT2}^{p-(n_{ijklm}+n_{ijkl})} + L_{D3}^p U_{U1}^{p-n_{ijklm}}, \\
C_{DU3} &= L_{DB3}^p U_{UT2}^{p-(n_{ijklm}+n_{ijk})} + L_{D3}^p U_{U2}^{p-n_{ijklm}} + L_{DT3}^p U_{UB2}^{p-(n_{ijklm}-n_{ijk})}, \\
C_{DB2} &= L_{DD3}^p U_{UB3}^{p-(n_{ijklm}+n_{ijkl})} + L_{DB3}^p U_{UD3}^{p-(n_{ijklm}+n_{ijk})}, \\
C_{D2} &= L_{DD3}^p U_{U3}^{p-(n_{ijklm}+n_{ijkl})} + L_{D3}^p U_{UD3}^{p-n_{ijklm}} + L_{DB2}^p U_{U1}^{p-(n_{ijkl}+n_{ijk})},
\end{aligned}$$

$$\begin{aligned}
C_{DT2} &= L_{DD3}^p U_{UT3}^{p-(n_{ijklm}+n_{ijkl})} + L_{DT3}^p U_{UD3}^{p-(n_{ijklm}-n_{ijk})} + L_{D2}^p U_{U1}^{p-n_{ijkl}}, \\
C_{D1} &= L_{DB3}^p U_{U3}^{p-(n_{ijklm}+n_{ijk})} + L_{D3}^p U_{UB3}^{p-n_{ijklm}} + L_{DB2}^p U_{U2}^{p-(n_{ijkl}+n_{ijk})} + L_{D2}^p U_{UB2}^{p-n_{ijkl}}, \\
C_{U1} &= L_{DT2}^p U_{U2}^{p-(n_{ijkl}-n_{ijk})} + L_{D2}^p U_{UT2}^{p-n_{ijkl}} + L_{DT3}^p U_{U3}^{p-(n_{ijklm}-n_{ijk})} + L_{D3}^p U_{UT3}^{p-n_{ijklm}}, \\
C_{UB2} &= L_{D1}^p U_{U2}^{p-n_{ijk}} + L_{DU3}^p U_{UB3}^{p-(n_{ijklm}-n_{ijkl})} + L_{DB3}^p U_{UU3}^{p-(n_{ijklm}+n_{ijk})}, \\
C_{U2} &= L_{D1}^p U_{UT2}^{p-n_{ijk}} + L_{DU3}^p U_{U3}^{p-(n_{ijklm}-n_{ijkl})} + L_{D3}^p U_{UU3}^{p-n_{ijklm}}, \\
C_{UT2} &= L_{DU3}^p U_{UT3}^{p-(n_{ijklm}-n_{ijkl})} + L_{DT3}^p U_{UU3}^{p-(n_{ijklm}-n_{ijk})}, \\
C_{UD3} &= L_{DT2}^p U_{UB3}^{p-(n_{ijkl}-n_{ijk})} + L_{D2}^p U_{U3}^{p-n_{ijkl}} + L_{DB2}^p U_{UT3}^{p-(n_{ijkl}+n_{ijk})}, \\
C_{UB3} &= L_{D1}^p U_{U3}^{p-n_{ijk}} + L_{DB2}^p U_{UU3}^{p-(n_{ijkl}+n_{ijk})}, \\
C_{U3} &= L_{D1}^p U_{UT3}^{p-n_{ijk}} + L_{D2}^p U_{UU3}^{p-n_{ijkl}}, \\
C_{UT3} &= L_{DT2}^p U_{UU3}^{p-(n_{ijkl}-n_{ijk})}, \\
C_{DD3} &= C_B = C_W = C_S = C_N = C_E = C_T = C_{UU3} = 0, \\
K_{DD3} &= U_N^{p-(n_{ijklm}+n_{ijkl})} + U_E^{p-(n_{ijklm}+n_{ijkl})} + U_T^{p-(n_{ijklm}+n_{ijkl})} + U_{U1}^{p-(n_{ijklm}+n_{ijkl})} + U_{UD3}^{p-(n_{ijklm}+n_{ijkl})}, \\
K_{DB3} &= U_N^{p-(n_{ijklm}+n_{ijk})} + U_E^{p-(n_{ijklm}+n_{ijk})} + U_T^{p-(n_{ijklm}+n_{ijk})} + U_{UB2}^{p-(n_{ijklm}+n_{ijk})} + U_{U2}^{p-(n_{ijklm}+n_{ijk})} \\
&\quad + U_{UB3}^{p-(n_{ijklm}+n_{ijk})}, \\
K_{D3} &= U_N^{p-n_{ijklm}} + U_E^{p-n_{ijklm}} + U_T^{p-n_{ijklm}} + U_{UB2}^{p-n_{ijklm}} + U_{UT2}^{p-n_{ijklm}}, \\
K_{DT3} &= U_N^{p-(n_{ijklm}-n_{ijk})} + U_E^{p-(n_{ijklm}-n_{ijk})} + U_T^{p-(n_{ijklm}-n_{ijk})} + U_{U1}^{p-(n_{ijklm}-n_{ijk})} + U_{U2}^{p-(n_{ijklm}-n_{ijk})} \\
&\quad + U_{UT2}^{p-(n_{ijklm}-n_{ijk})} + U_{UT3}^{p-(n_{ijklm}-n_{ijk})}, \\
K_{DU3} &= U_N^{p-(n_{ijklm}-n_{ijkl})} + U_E^{p-(n_{ijklm}-n_{ijkl})} + U_T^{p-(n_{ijklm}-n_{ijkl})} + U_{U1}^{p-(n_{ijklm}-n_{ijkl})} + U_{UB2}^{p-(n_{ijklm}-n_{ijkl})} \\
&\quad + U_{U2}^{p-(n_{ijklm}-n_{ijkl})} + U_{UT2}^{p-(n_{ijklm}-n_{ijkl})} + U_{UT3}^{p-(n_{ijklm}-n_{ijkl})}, \\
K_{DB2} &= U_N^{p-(n_{ijkl}+n_{ijk})} + U_E^{p-(n_{ijkl}+n_{ijk})} + U_T^{p-(n_{ijkl}+n_{ijk})} + U_{UB2}^{p-(n_{ijkl}+n_{ijk})} + U_{UD3}^{p-(n_{ijkl}+n_{ijk})} + U_{UB3}^{p-(n_{ijkl}+n_{ijk})} \\
&\quad + U_{U3}^{p-(n_{ijkl}+n_{ijk})}, \\
K_{D2} &= U_N^{p-n_{ijkl}} + U_E^{p-n_{ijkl}} + U_T^{p-n_{ijkl}} + U_{UD3}^{p-n_{ijkl}} + U_{UB3}^{p-n_{ijkl}} + U_{UT3}^{p-n_{ijkl}}, \\
K_{DT2} &= U_N^{p-(n_{ijkl}-n_{ijk})} + U_E^{p-(n_{ijkl}-n_{ijk})} + U_T^{p-(n_{ijkl}-n_{ijk})} + U_{U1}^{p-(n_{ijkl}-n_{ijk})} + U_{UT2}^{p-(n_{ijkl}-n_{ijk})} + U_{UD3}^{p-(n_{ijkl}-n_{ijk})} \\
&\quad + U_{U3}^{p-(n_{ijkl}-n_{ijk})} + U_{UT3}^{p-(n_{ijkl}-n_{ijk})}, \\
K_{D1} &= U_N^{p-n_{ijk}} + U_E^{p-n_{ijk}} + U_T^{p-n_{ijk}} + U_{UB2}^{p-n_{ijk}} + U_{UD3}^{p-n_{ijk}} + U_{UB3}^{p-n_{ijk}} + U_{UU3}^{p-n_{ijk}}, \\
K_B &= U_N^{p-n_{ij}} + U_E^{p-n_{ij}} + U_{U1}^{p-n_{ij}} + U_{UB2}^{p-n_{ij}} + U_{U2}^{p-n_{ij}} + U_{UT2}^{p-n_{ij}} + U_{UD3}^{p-n_{ij}} + U_{UB3}^{p-n_{ij}} + U_{U3}^{p-n_{ij}} + U_{UT3}^{p-n_{ij}} + U_{UU3}^{p-n_{ij}}, \\
K_W &= U_N^{p-n_j} + U_T^{p-n_j} + U_{U1}^{p-n_j} + U_{UB2}^{p-n_j} + U_{U2}^{p-n_j} + U_{UT2}^{p-n_j} + U_{UD3}^{p-n_j} + U_{UB3}^{p-n_j} + U_{U3}^{p-n_j} + U_{UT3}^{p-n_j} + U_{UU3}^{p-n_j}, \\
K_S &= U_E^{p-1} + U_T^{p-1} + U_{U1}^{p-1} + U_{UB2}^{p-1} + U_{U2}^{p-1} + U_{UT2}^{p-1} + U_{UD3}^{p-1} + U_{UB3}^{p-1} + U_{U3}^{p-1} + U_{UT3}^{p-1} + U_{UU3}^{p-1}, \\
K_N &= L_{DD3}^p U_N^{p-(n_{ijklm}+n_{ijkl})} + L_{DB3}^p U_N^{p-(n_{ijklm}+n_{ijk})} + L_{D3}^p U_N^{p-n_{ijklm}} + L_{DT3}^p U_N^{p-(n_{ijklm}-n_{ijk})} \\
&\quad + L_{DU3}^p U_N^{p-(n_{ijklm}-n_{ijkl})} + L_{DB2}^p U_N^{p-(n_{ijkl}+n_{ijk})} + L_{D2}^p U_N^{p-n_{ijkl}} + L_{DT2}^p U_N^{p-(n_{ijkl}-n_{ijk})} + L_{D1}^p U_N^{p-n_{ijk}} \\
&\quad + L_B^p U_N^{p-n_{ij}} + L_W^p U_N^{p-n_j}, \\
K_E &= L_{DD3}^p U_E^{p-(n_{ijklm}+n_{ijkl})} + L_{DB3}^p U_E^{p-(n_{ijklm}+n_{ijk})} + L_{D3}^p U_E^{p-n_{ijklm}} + L_{DT3}^p U_E^{p-(n_{ijklm}-n_{ijk})} \\
&\quad + L_{DU3}^p U_E^{p-(n_{ijklm}-n_{ijkl})} + L_{DB2}^p U_E^{p-(n_{ijkl}+n_{ijk})} + L_{D2}^p U_E^{p-n_{ijkl}} + L_{DT2}^p U_E^{p-(n_{ijkl}-n_{ijk})} + L_{D1}^p U_E^{p-n_{ijk}} \\
&\quad + L_B^p U_E^{p-n_{ij}} + L_S^p U_E^{p-1}, \\
K_T &= L_{DD3}^p U_T^{p-(n_{ijklm}+n_{ijkl})} + L_{DB3}^p U_T^{p-(n_{ijklm}+n_{ijk})} + L_{D3}^p U_T^{p-n_{ijklm}} + L_{DT3}^p U_T^{p-(n_{ijklm}-n_{ijk})} \\
&\quad + L_{DU3}^p U_T^{p-(n_{ijklm}-n_{ijkl})} + L_{DB2}^p U_T^{p-(n_{ijkl}+n_{ijk})} + L_{D2}^p U_T^{p-n_{ijkl}} + L_{DT2}^p U_T^{p-(n_{ijkl}-n_{ijk})} + L_{D1}^p U_T^{p-n_{ijk}} \\
&\quad + L_W^p U_T^{p-n_j} + L_S^p U_T^{p-1}, \\
K_{U1} &= L_{DD3}^p U_{U1}^{p-(n_{ijklm}+n_{ijkl})} + L_{DT3}^p U_{U1}^{p-(n_{ijklm}-n_{ijk})} + L_{DU3}^p U_{U1}^{p-(n_{ijklm}-n_{ijkl})} + L_{DT2}^p U_{U1}^{p-(n_{ijkl}-n_{ijk})} \\
&\quad + L_B^p U_{U1}^{p-n_{ij}} + L_W^p U_{U1}^{p-n_j} + L_S^p U_{U1}^{p-1},
\end{aligned}$$

$$\begin{aligned}
K_{UB2} &= L_{DB3}^p U_{UB2}^{p-(n_{ijklm}+n_{ijk})} + L_{D3}^p U_{UB2}^{p-n_{ijklm}} + L_{DU3}^p U_{UB2}^{p-(n_{ijklm}-n_{ijkl})} + L_{DB2}^p U_{UB2}^{p-(n_{ijkl}+n_{ijk})} + L_{D1}^p U_{UB2}^{p-n_{ijk}} \\
&\quad + L_B^p U_{UB2}^{p-n_{ij}} + L_W^p U_{UB2}^{p-n_j} + L_S^p U_{UB2}^{p-1}, \\
K_{U2} &= L_{DB3}^p U_{U2}^{p-(n_{ijklm}+n_{ijk})} + L_{DT3}^p U_{U2}^{p-(n_{ijklm}-n_{ijk})} + L_{DU3}^p U_{U2}^{p-(n_{ijklm}-n_{ijkl})} + L_B^p U_{U2}^{p-n_{ij}} + L_W^p U_{U2}^{p-n_j} \\
&\quad + L_S^p U_{U2}^{p-1}, \\
K_{UT2} &= L_{D3}^p U_{UT2}^{p-n_{ijklm}} + L_{DT3}^p U_{UT2}^{p-(n_{ijklm}-n_{ijk})} + L_{DU3}^p U_{UT2}^{p-(n_{ijklm}-n_{ijkl})} + L_{DT2}^p U_{UT2}^{p-(n_{ijkl}-n_{ijk})} + L_B^p U_{UT2}^{p-n_{ij}} \\
&\quad + L_W^p U_{UT2}^{p-n_j} + L_S^p U_{UT2}^{p-1}, \\
K_{UD3} &= L_{DD3}^p U_{UD3}^{p-(n_{ijklm}+n_{ijkl})} + L_{DB2}^p U_{UD3}^{p-(n_{ijkl}+n_{ijk})} + L_{D2}^p U_{UD3}^{p-n_{ijkl}} + L_{DT2}^p U_{UD3}^{p-(n_{ijkl}-n_{ijk})} + L_{D1}^p U_{UD3}^{p-n_{ijk}} \\
&\quad + L_B^p U_{UD3}^{p-n_{ij}} + L_W^p U_{UD3}^{p-n_j} + L_S^p U_{UD3}^{p-1}, \\
K_{UB3} &= L_{DB3}^p U_{UB3}^{p-(n_{ijklm}+n_{ijk})} + L_{DB2}^p U_{UB3}^{p-(n_{ijkl}+n_{ijk})} + L_{D2}^p U_{UB3}^{p-n_{ijkl}} + L_{D1}^p U_{UB3}^{p-n_{ijk}} + L_B^p U_{UB3}^{p-n_{ij}} + L_W^p U_{UB3}^{p-n_j} \\
&\quad + L_S^p U_{UB3}^{p-1}, \\
K_{U3} &= L_{DB2}^p U_{U3}^{p-(n_{ijkl}+n_{ijk})} + L_{DT2}^p U_{U3}^{p-(n_{ijkl}-n_{ijk})} + L_B^p U_{U3}^{p-n_{ij}} + L_W^p U_{U3}^{p-n_j} + L_S^p U_{U3}^{p-1}, \\
K_{UT3} &= L_{DT3}^p U_{UT3}^{p-(n_{ijklm}-n_{ijk})} + L_{D2}^p U_{UT3}^{p-n_{ijkl}} + L_{DT2}^p U_{UT3}^{p-(n_{ijkl}-n_{ijk})} + L_B^p U_{UT3}^{p-n_{ij}} + L_W^p U_{UT3}^{p-n_j} + L_S^p U_{UT3}^{p-1}, \\
K_{UU3} &= L_{DU3}^p U_{UU3}^{p-(n_{ijklm}-n_{ijkl})} + L_{D1}^p U_{UU3}^{p-n_{ijk}} + L_B^p U_{UU3}^{p-n_{ij}} + L_W^p U_{UU3}^{p-n_j} + L_S^p U_{UU3}^{p-1}, \tag{15}
\end{aligned}$$

The elements of the LU decomposition have to be calculated in the order specified in (14). In doing this, we must take into account that a certain element is considered equal to zero if its storage index is less or equal zero, e.g. if $p = 3$ and $n_j = 5$ then the elements with index p and $p - 1$ are different from zero, and the elements with index $p - n_j$, $p - n_{ij}$, etc are equal to zero. When mixed derivatives are not present we must let all the elements with index $DD3$, $DB3$, $DT3$, $DU3$, $DB2$, $DT2$, $UB2$, $UT2$, $UD3$, $UB3$, $UT3$, $UU3$ equal to zero. Once obtained the LU decomposition, the system of equation is solved combining $M = LU$ with (8) to obtain

$$LU\Delta^{t+1} = R^t, \tag{16}$$

and here we set

$$\begin{aligned}
L\Upsilon^t &= R^t, \\
U\Delta^{t+1} &= \Upsilon^t, \tag{17}
\end{aligned}$$

from which we obtain the solution of our problem by solving two triangular systems. In this iterative method, the matrix elements of L and U are calculated before the first iteration. In other iterations, only the residual R , Υ and Δ are calculated using the two triangular system mentioned above, i.e.,

$$\begin{aligned}
\Upsilon^p &= (R^p - L_{DD3}^p \Upsilon^{p-(n_{ijklm}+n_{ijkl})} - L_{DB3}^p \Upsilon^{p-(n_{ijklm}+n_{ijk})} - L_{D3}^p \Upsilon^{p-n_{ijklm}} - L_{DT3}^p \Upsilon^{p-(n_{ijklm}-n_{ijk})} \\
&\quad - L_{DU3}^p \Upsilon^{p-(n_{ijklm}-n_{ijkl})} - L_{DB2}^p \Upsilon^{p-(n_{ijkl}+n_{ijk})} - L_{D2}^p \Upsilon^{p-n_{ijkl}} - L_{DT2}^p \Upsilon^{p-(n_{ijkl}-n_{ijk})} - L_{D1}^p \Upsilon^{p-n_{ijk}} \\
&\quad - L_B^p \Upsilon^{p-n_{ij}} - L_W^p \Upsilon^{p-n_j} - L_S^p \Upsilon^{p-1}) / L_P^p, \\
\Delta^p &= \Upsilon^p - U_{UU3}^p \Delta^{p+(n_{ijklm}+n_{ijkl})} - U_{UT3}^p \Delta^{p+(n_{ijklm}+n_{ijk})} - U_{U3}^p \Delta^{p+n_{ijklm}} - U_{UB3}^p \Delta^{p+(n_{ijklm}-n_{ijk})} \\
&\quad - U_{UD3}^p \Delta^{p+(n_{ijklm}-n_{ijkl})} - U_{UT2}^p \Delta^{p+(n_{ijkl}+n_{ijk})} - U_{U2}^p \Delta^{p+n_{ijkl}} - U_{UB2}^p \Delta^{p+(n_{ijkl}-n_{ijk})} - U_{U1}^p \Delta^{p+n_{ijk}} \\
&\quad - U_T^p \Delta^{p+n_{ij}} - U_E^p \Delta^{p+n_j} - U_N^p \Delta^{p+1}, \tag{18}
\end{aligned}$$

where

$$\begin{aligned}
R^p &= Q^p - A_P^p \Psi^p - A_N^p \Psi^{p+1} - A_S^p \Psi^{p-1} - A_E^p \Psi^{p+n_j} - A_W^p \Psi^{p-n_j} - A_T^p \Psi^{p+n_{ij}} - A_B^p \Psi^{p-n_{ij}} - A_{U1}^p \Psi^{p+n_{ijk}} \\
&\quad - A_{D1}^p \Psi^{p-n_{ijk}} - A_{UB2}^p \Psi^{p+(n_{ijkl}-n_{ijk})} - A_{DT2}^p \Psi^{p-(n_{ijkl}-n_{ijk})} - A_{U2}^p \Psi^{p+n_{ijkl}} - A_{D2}^p \Psi^{p-n_{ijkl}} \\
&\quad - A_{UT2}^p \Psi^{p+(n_{ijkl}+n_{ijk})} - A_{DB2}^p \Psi^{p-(n_{ijkl}+n_{ijk})} - A_{UD3}^p \Psi^{p+(n_{ijklm}-n_{ijkl})} - A_{DU3}^p \Psi^{p-(n_{ijklm}-n_{ijkl})} \\
&\quad - A_{UB3}^p \Psi^{p+(n_{ijklm}-n_{ijk})} - A_{DT3}^p \Psi^{p-(n_{ijklm}-n_{ijk})} - A_{U3}^p \Psi^{p+n_{ijklm}} - A_{D3}^p \Psi^{p-n_{ijklm}} \\
&\quad - A_{UT3}^p \Psi^{p+(n_{ijklm}+n_{ijk})} - A_{DB3}^p \Psi^{p-(n_{ijklm}+n_{ijk})} - A_{UU3}^p \Psi^{p+(n_{ijklm}+n_{ijkl})} - A_{DD3}^p \Psi^{p-(n_{ijklm}+n_{ijkl})},
\end{aligned}$$

in which, for simplicity, we have omitted the iterative index h .

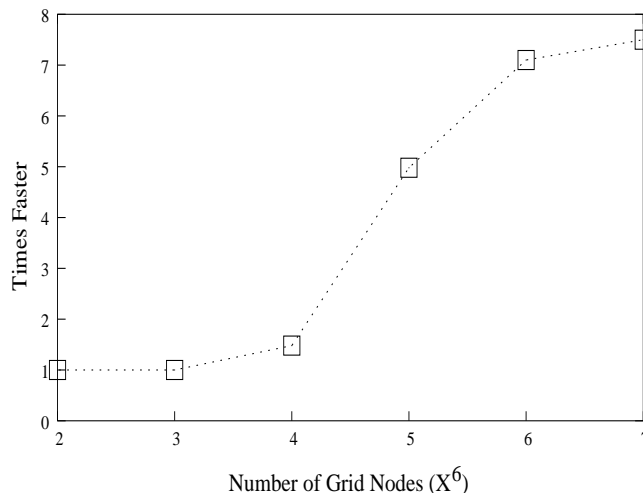


FIG. 3: Efficiency of our modified Stone method when compared to the *gmres* routine of Matlab that handles sparse matrices. When we increase the number of grid points our method becomes more efficient. The Matlab routine can not handle a number of grid points greater than 9^6 .

IV. TEST RESULTS AND COMPARISONS WITH OTHER METHODS

As was mentioned in the Introduction, the huge number of nodes needed to solve the Fokker-Planck equation leads to large amount of data that has to be stored in a matrix, this fact reduces the possible codes for testing the results. Furthermore, in general, the Fokker-Planck equation (1) is not symmetric, and for that reason other methods can not be used. In this case, the Generalized Minimal Residual method (GMRES) [16] is the most appropriate choice. The GMRES method belongs to the class of Krylov based iterative methods [17, 18, 19] and was proposed in order to solve large, sparse and non Hermitian linear systems. The problem of this method is that the storage of the orthonormal basis may become prohibitive for some matrices, this storage depends on the value of the restarting parameter.

We shall compare our code based in the *LU* decomposition (14) with the GMRES algorithm. In particular we used the *gmres* routine of Matlab because it can handle sparse matrices. We also used a public GMRES software [20], this software allows us to choose between different kinds of preconditioners and orthogonalization procedures but its drawback is that can not handle sparse matrices. In addition, we choose as a test equation a stationary Fokker-Planck equation to compare the time spent for the explicit Euler scheme to reach the solution. The choice of a stationary equation have been done in order to compare the efficiency of different methods to reach the solution. Note that in the non stationary Fokker-Planck equation we can perform a Crank-Nicolson discretization in time, which is also an implicit procedure, and the method presented in this article can be applied. The stationary Fokker-Planck equation considered for the test is

$$\mathbf{v} \cdot \nabla f + \dot{\mathbf{v}} \cdot \nabla_v f = -\nabla_v f + \frac{1}{2} \sum_{i \neq j=1}^3 \frac{\partial^2 f}{\partial v_i \partial v_j} + \beta \sum_{i=1}^3 \frac{\partial^2 f}{\partial v_i^2}, \quad (19)$$

where $\dot{\mathbf{v}} = -\nabla \Phi$, $\Phi = 1/\sqrt{x^2 + y^2 + z^2 + 1^2}$, and β is a constant. The form of Eq. (19) is similar to the equation found when Rosenbluth potentials [15] are used in a gravitational potential Φ . Note that the collision term has mixed velocity derivatives and that the resulting coefficient matrix from the discretization is non symmetric. We used central difference and a twenty-five point molecule to perform the discretization of Eq. (19), see also Table I. For an astrophysical application in two dimensions using Rosenbluth potentials and incomplete *LU* decomposition, see [21]. Here we shall find the solution of the above equation in a six dimensional ‘box’ of length 1.22 units. At the borders we used a Dirichlet boundary condition of the form $f = \exp(-x^2 - y^2 - z^2) \exp(-v_x^2 - v_y^2 - v_z^2)$.

We first started with coarse grid of four points per variable that leads to a matrix of 4096^2 elements (in this number we are not considering the border grid points given by the boundary condition) and $\beta = 1$. We found for this case that our method spent approximately 0.2 seconds to find the solution (all the calculations were perform with a Pentium IV of 1.8 GHz). We stop the iteration when $\sum_{i=1}^n (\Delta_i^{t+1}) < 10^{-10}$. The *gmres* routine and the public GMRES code [20] spent approximately 0.35 and 3 seconds respectively to solve the system of equations with the same stop criteria, but it could be more if we choose wrong the restarting parameter. Here we are considering only the time spent to

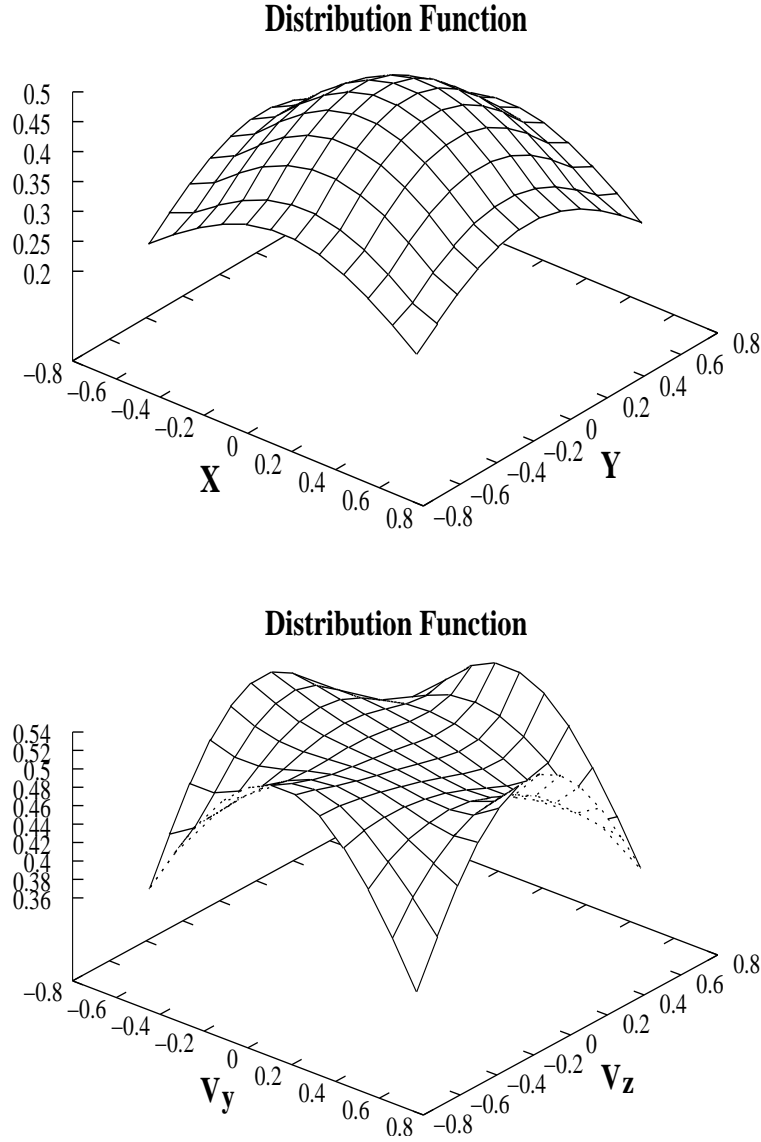


FIG. 4: Numerical solutions of the distribution function of Eq. (19). Top: surface distribution for the case with $v_x \approx 0.38$, $v_y \approx -0.5$, $v_z \approx -0.5$ and $z \approx 0.16$. Bottom: velocity distribution for the case with $x \approx -0.39$, $y \approx 0.06$, $z \approx -0.17$ and $v_x \approx 0.28$.

solve the coefficient matrix and not the time due to create the coefficient matrix and upload it into the code. In our code, we only upload 25 vectors of approximately N_{node} .

For a grid of five points per variable some code compilers can not allow the storage of the coefficient matrix because is too large 5^{12} , approximately 244 millions of elements. This was the case of the public code because it can not managed sparse matrices. For this number of grid points the modified Stone method was almost 5 times faster than the *gmres* routine. In Fig. 3 we present the efficiency of our method compare to the *gmres* routine. Note that when we increase the number of grid points the efficiency also increases. For a grid of nine points per variable the *gmres* routine can not managed to find the solution because it has storage problems. For a grid of ten point per variable the number of elements in the coefficient matrix increases to 10^{12} . Our code can managed this huge amount of data in a faster and efficient way. The time spent for this case was approximately 91 seconds. This should be the time spent for each time step in a non stationary problem, which is a great result considering the number of nodes in the grid and the precision attained with the stop criteria. The variation of α between the accepted limits $0 < \alpha < 1$ slightly alter the time spent in finding the solution. In Fig. 4, we present two graphs of the distribution function from the numerical solution of Eq. (19) for a grid of ten grid per variable. One is the surface distribution function on the plane $x - y$ and the other is the velocity distribution function on the plane $v_y - v_z$; they are plotted in different points of

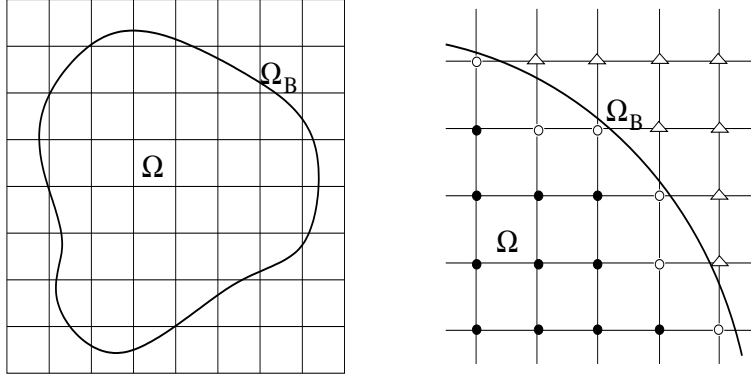


FIG. 5: Application of the incomplete LU decomposition to a general domain Ω with curved boundaries Ω_B . The square structured grid leads three classes of grid points: interior points (full circles), boundary points (empty circles) and exterior points (triangles).

the grid.

Note that when we used central difference for discretization of Eq. (19), the only contribution to the main diagonal comes from the last right hand term, i.e. the term with β . For some values of $\beta < 1$ our code diverge because our resulting coefficient matrix is not diagonal dominant. For the same value of β , the *gmres* routine converges. The break in convergence at these values of β coincide with the appearance of negatives values on the distribution function solution found by *gmres*. We know that one of condition to attained a physical solution is that the distribution function has to be always positive. It is remarkable that for Eq. (19) our code diverge when physical solutions are not possible, this could be an indication that we are applying a wrong scheme for discretization or that we are not describing well the physical phenomena considered. Thus, in our method the convergence is conditioned to the form of the functions present in (1) and (2), i.e. physical considerations; and to the difference scheme applied for discretization, i.e. numerical implementation. For a non stationary schemes the Crank-Nicolson decomposition in time is suggested because it has implicit character and it is usually more stable than other methods, but strictly speaking, the stability of the system has to be studied for the particular case considered.

For test comparison, we solve the stationary differential equation (19) with the Euler explicit method, which can handle a ten grid points per variable. To use this method we have to add a temporal term in the left hand side of equation (19) and used the explicit temporal discretization. When convergence is achieved the temporal term goes to zero and we obtain the solution of equation (19). Using the bigger time step allowed for convergence to be achieved, $dt \approx 0.002$, the explicit Euler method spend approximately twelve minutes to attained the stationary solution, i.e. our LU decomposition method is eight times faster in this case.

V. DOMAINS WITH CURVED BOUNDARIES

The LU code was tested in the previous section with a structure-orthogonal grid but this does not mean that it can not be applied to more general geometries. To handle a non square domain we proceed as follows. First we make a square structured grid with $N_{node} = n_i n_j n_k n_l n_m n_n$ nodes, then we label them according to the index p defined in (4). Later, the nodes that laid outside the boundary regions are not considered for the calculations. Now, lets see this procedure in an example. For didactic purpose we used only the one dimensional case of the Fokker-Planck equation in which we have two variables (x, v_x) . In Fig. 5 is depicted in the two dimensional plane (x, v_x) a domain region Ω with boundary Ω_B . The domain Ω is filled with a square structured grid that leads three classes of grid points: the interior points in which the normal discretization procedure can be done; the boundary points in which special care have to be taken when Dirichlet, Neumann or mixed boundary conditions are applied; and the exterior points that have to be neglected for the calculation, see Fig. 5.

The incorporation of the Dirichlet boundary conditions using central differences for the boundary points of region Ω can be done using a Taylor expansion around the nearest nodes. For example, in Fig. 6, we take the nearest boundary points for point 1: the internal node (node 2) and the point at the boundary Ω_B (point B); and make two Taylor expansions around point 1. These expansions give us (our conventions are: partial derivative with respect to the coordinate x denoted by $(,x)$; Δx is the discretization interval in the x direction),

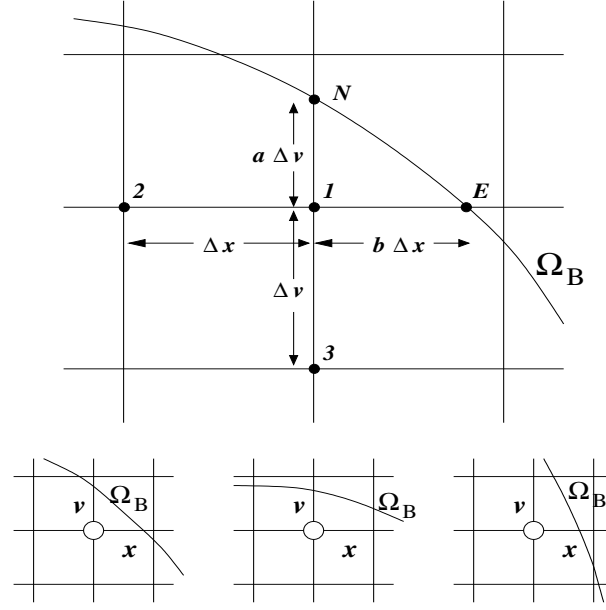


FIG. 6: Schematic representation of a five-point molecule for the finite difference approximation of the derivatives in the plane (x, v_x) for a boundary point. Below, we see different boundary situations that can occur in the numerical computation depending on the discretization grid and boundary S .

$$\begin{aligned}\Psi_E &= \Psi_1 + b\Delta x \Psi_{,x} + \frac{(b\Delta x)^2}{2!} \Psi_{,xx} + O[\Delta x^3], \\ \Psi_2 &= \Psi_1 - \Delta x \Psi_{,x} + \frac{(\Delta x)^2}{2!} \Psi_{,xx} + O[\Delta x^3],\end{aligned}\tag{20}$$

eliminating the second order derivative between these equations we can express the partial derivative at a boundary point as,

$$\Psi_{,x} = \frac{1}{\Delta x} \left[\frac{1}{b(1+b)} \Psi_E - \frac{b}{1+b} \Psi_2 - \frac{1-b}{b} \Psi_1 \right] + O[\Delta x^2].\tag{21}$$

When $b = 1$ we recover the usual expression for the central derivative. The same procedure can be applied to the northern boundary, between node 3 and point A , and to the different types of boundary nodes in Fig. 6. Also, partial derivative of higher orders and mixed derivatives can be found in a similar way. Furthermore, it is also possible to implement Neumann boundary conditions in an irregular boundary using finite difference, see for instance [22].

The exterior points of Fig. 5 are strictly necessary to maintain the ordering of the nodes in a domain with curved boundaries. This ordering is needed by the code to operate normally but they do not enter into the calculations. To implement this condition, we have to set the values of the elements $L_{[X]}^p$, L_P^p , $U_{[X]}^p$, R^p , Υ^p and Δ^p of the external grid point (each exterior point has a position p from the one dimensional storage index) equal to zero.

An application of the LU method in a two dimensional Fokker-Planck equation (x, y, v_x, v_y) with curved boundaries, as well as the incomplete LU decomposition for this case can be seen in [21]. Here, the distribution function of a stationary gravitational thin disk is calculated. Note that to obtain the elements of the LU decomposition for the two dimensional case we have to start the calculations from the beginning, i.e. we can not used the elements found in the three dimensional case.

VI. CONCLUDING REMARKS

We have developed a variation of the incomplete LU decomposition proposed by Stone that solves the three dimensional Fokker-Planck equation with a general collision term. The method presented can manage the large set of linear equations that appears from the discretization procedure. The convergence of the iterative process is done

in a fast and effective way. Also, this method can be easily adapted to support irregular boundaries with Dirichlet, Neumann or mixed boundary conditions and can be used to follow the evolution of a distribution function for non stationary equations. In this case a Crank-Nicolson discretization in time is recommended because it has implicit character and is more stable than other methods, but strictly speaking, the stability of the system has to be studied for the particular case considered. The good properties that our method shares and the lack of methods that handle the large amount of data (given by the Fokker-Planck equation with six independent variables) make the method presented in this article worthy and advantageous. In general, the algorithm presented in the article can solve the system of equations that arises from the discretization of the general equation (1) or similar equations (with or without the mixed derivatives), but we have to keep in mind that its convergence is conditioned to the form of the functions $\dot{\mathbf{v}}$, $A(\mathbf{x}, \mathbf{v})$, $B(\mathbf{x}, \mathbf{v})$, $C(\mathbf{x}, \mathbf{v})$, $D(\mathbf{x}, \mathbf{v})$ and $E_{ij}(\mathbf{x}, \mathbf{v})$ that appear in the collision term (2).

-
- [1] Reichl, L.E., A modern course in statistical physics, University of Texas Press, 1980.
 - [2] Huang, K., Statistical mechanics, second ed., John Wiley & Sons, 1987.
 - [3] M. Hestenes, E. Stiefel, Methods of conjugate gradients for solving linear systems, J. Res. Nat. Bur. Stand. 49 (1952) 409-436.
 - [4] C.F. Gerald, P.O. Wheatley, Applied Numerical Analysis, fifth ed., Addison-Wesley, 1994.
 - [5] Binney, J., & Tremaine, S. 1987, Galactic Dynamics, Princeton University Press, 1987.
 - [6] Jeans, J.H., On the theory of star-streaming and the structure of the universe, MNRAS 76 (1915) 70-84.
 - [7] R.B. Larson, A method for computing the evolution of star clusters, MNRAS 147 (1970) 323-337.
 - [8] R.B. Larson, The evolution of star clusters, MNRAS 150 (1970) 93-110.
 - [9] D. Lynden-Bell, P.P. Eggleton, On the consequences of the gravothermal catastrophe, MNRAS 191 (1980) 483-498.
 - [10] M. Hénon, Monte Carlo models of star clusters, Astrophys. Space Sci. 13 (1971) 284-299.
 - [11] M. Hénon, The Monte Carlo method, Astrophys. Space Sci. 14 (1971) 151-167.
 - [12] H.L. Stone, Iterative solution of implicit approximations of multidimensional partial differential equation, SIAM J. Num. Anal. 5 (1968) 530-558.
 - [13] G.E. Schneider, M. Zedan, A modified strongly implicit procedure for the numerical solution of field problems, Num. Heat Trans. 4 (1981) 1-19.
 - [14] H.-J. Leister, M. Perić, Vectorized strongly implicit solving procedure for a seven-diagonal coefficient matrix, Int. J. Num. Meth. Heat Fluid Flow 4 (1994) 159-172.
 - [15] M.N. Rosenbluth, W.M. MacDonald, D.L. Judd, Fokker-Planck equation for an inverse-square force, Phy. Rev. 107 (1957) 1-6.
 - [16] Y. Saad, M.H. Schultz, GMRES: A generalized minimal residual algorithm for solving nonsymmetric linear systems, J. Comput. Phys. 7 (1986) 856-869.
 - [17] C. Lanczos, An iteration method for the solution of the eigenvalue problem of linear differential and integral operators, J. Res. Nat. Bur. Stand. 45 (1950) 255-282.
 - [18] W. Arnoldi, The principle of minimized iterations in the solution of the matrix eigenvalue problem, Quart. Appl. Math. 9 (1951) 17-29.
 - [19] C. Lanczos, Solution of systems of linear equations by minimized iteration, J. Res. Bur. Stand. 49 (1952) 33-53.
 - [20] V. Frayss, L. Giraud, S. Gratton, J. Langou, A set of GMRES routines for real and complex arithmetics on high performance computers, CERFACS Technical Report TR/PA/03/3, public domain software available on www.cerfacs.fr/algor/Softs, 2003.
 - [21] M. Ujevic, P.S. Letelier, Numerical self-consistent stellar models of thin disks, submitted to Astronomy & Astrophysics (2005).
 - [22] See for example: G.E. Forsythe, W.R. Wasow, Finite difference methods for partial differential equations, John Wiley & Sons, 1960.