

Coherent control of optical four-wave mixing by two-color ω - 3ω ultrashort laser pulses

Carles Serrat

Departament de Física i Enginyeria Nuclear, Universitat Politècnica de Catalunya, Colom 1, 08222 Terrassa, Spain

(Dated: May 23, 2019)

A theoretical investigation on the phase control of optical transient four-wave mixing interactions in two-level systems driven by two intense temporal coherent femtosecond laser pulses of central angular frequencies ω and 3ω is reported. By solving the full Maxwell-Bloch equations beyond the slowly-varying envelope and rotating-wave approximations in the time domain, the parametric nonlinear coupling to the optical field at frequency 5ω is found to depend critically on the initial relative phase ϕ of the two propagating pulses; the coupling is enhanced when the pulses interfere constructively in the center ($\phi = 0$), while it is nearly suppressed when they are out of phase ($\phi = \pi$).

In recent years, due to the developments in the engineering of intense ultrashort laser fields with a well defined absolute phase [1], studies on the phase control of the interaction of two-color strong ultrashort laser pulses in nonlinear materials has become an area of active research [2, 3, 4, 5, 6, 7]. Phenomena arising from such ultrashort pulse interaction can be of extreme importance in fields as diverse as optoelectronics and materials research, in biological applications such as spectroscopy and microscopy, in high harmonic generation, and in photoionization or molecular dissociation, among others.

It is known that when the pulses duration approach the duration of only several optical cycles, theories based on the slowly-varying envelope approximation (SVEA) and the rotating-wave approximation (RWA) are not longer appropriate, since phenomena such as electric field time-derivatives leading to carrier-wave reshaping [8], or the generation of high spectral components [9], can not be described by such theories. In these situations, accurate numerical modeling based on the finite-difference time-domain (FDTD) method [10] is being increasingly used to investigate the full set of optical Maxwell-Bloch equations [7, 8, 9, 11].

In this Letter, we investigate the possibilities of phase control of transient four-wave mixing interactions in two-level systems driven by two mutually coherent intense ultrashort pulses of central angular frequencies ω and 3ω . We employ a standard predictor-corrector FDTD numerical approach which incorporates all propagation effects—such as nonlinearity, dispersion, absorption, dissipation, saturation, and other resonance effects—[8], to study the sensitivity on the relative phase ϕ of the nonlinear coupling of the ω - 3ω pulses to the field at frequency 5ω , which results from the interaction of the waves through the third order susceptibility of the medium ($\chi^{(3)}$) [12].

By describing the evolution of the field spectrum as the two-color pulses propagate through the medium, our simulations demonstrate that the generation of the 5ω -component is enhanced when the two pulses are in phase ($\phi = 0$), while it is nearly suppressed when they are out of phase ($\phi = \pi$). We have analyzed the effect in two different configurations:

– First, we have considered the propagation of two pulses

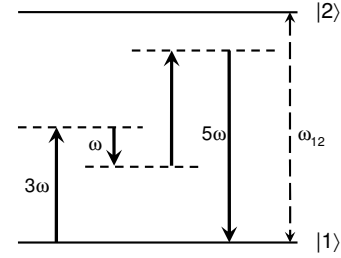


FIG. 1: Schematic energy level diagram. The four-wave mixing can occur between the injected two-color fields at frequencies ω and 3ω , and a third generated field at frequency 5ω . The wavelengths associated to the frequencies in this scheme are: $\lambda_{(\omega)} = 2400$ nm; $\lambda_{(3\omega)} = 800$ nm; $\lambda_{(5\omega)} = 480$ nm; $\lambda_{(\omega_{12})} = 400$ nm. The area of the pulses is $A = 20\pi$.

of 10 fs overlapping in time, with a pulse area as $A = 20\pi$ [13] and wavelengths as $\lambda_{(\omega)} = 2400$ nm and $\lambda_{(3\omega)} = 800$ nm, respectively. By four-wave mixing (see Fig. 1) the fields can interact with a generated third wave which has a wavelength as $\lambda_{(5\omega)} = 480$ nm. In this first scheme, we have considered a large detuning between the fields and the atomic transition resonance, which corresponds to $\lambda_{(\omega_{12})} = 2\pi c/\omega_{12} = 400$ nm.

– In a second study, we have considered two pulses of 10 fs with a pulse area as $A = 4\pi$. The wavelengths are $\lambda_{(\omega)} = 1743$ nm and $\lambda_{(3\omega)} = 581$ nm, respectively. By the nonlinear third order coupling (see Fig. 3) the fields can produce a wave at $\lambda_{(5\omega)} = 348.6$ nm. The field with $\lambda_{(3\omega)}$ nm is in this case almost in resonance with the atomic transition ($\lambda_{(\omega_{12})} = 580$ nm). This last transition might be relevant for biological applications, and it is being a subject of investigation with techniques such as femtosecond coherent anti-Stokes Raman scattering (fs-CARS) [14].

The Maxwell-Bloch equations can be written as [8]

$$\begin{aligned} \frac{\partial H_y}{\partial t} &= -\frac{1}{\mu_0} \frac{\partial E_x}{\partial z} \\ \frac{\partial E_x}{\partial t} &= -\frac{1}{\epsilon_0} \frac{\partial H_y}{\partial z} - \frac{N_{at}\Gamma}{\epsilon_0 T_2} (\rho_1 - T_2 \omega_{12} \rho_2) \end{aligned}$$

$$\begin{aligned}
\frac{\partial \rho_1}{\partial t} &= -\frac{1}{T_2} \rho_1 + \omega_{12} \rho_2 \\
\frac{\partial \rho_2}{\partial t} &= -\frac{1}{T_2} \rho_2 + \frac{2\Gamma}{\hbar} E_x \rho_3 - \omega_{12} \rho_1 \\
\frac{\partial \rho_3}{\partial t} &= -\frac{1}{T_1} (\rho_3 - \rho_{30}) - \frac{2\Gamma}{\hbar} E_x \rho_2
\end{aligned} \quad (1)$$

where $H_y(z, t)$ and $E_x(z, t)$ represent the magnetic and electric fields propagating along the z direction, respectively, μ_0 and ϵ_0 are the magnetic permeability and electric permittivity of free space, respectively, N_{at} represents the density of polarizable atoms, Γ is the dipole coupling coefficient, T_1 is the excited-state lifetime, T_2 is the dephasing time, ω_{12} is the transition resonance angular frequency of the two level medium, and ρ_1 and ρ_2 are the real and imaginary components of the polarization –which determine the index of refraction and gain coefficients, respectively–. The population difference is ρ_3 , and ρ_{30} represents its initial value. The parameters have been chosen as follows: $T_1 = T_2 = 1$ ns, $\tau_p = 10$ fs, $\Gamma = 2.65e\text{\AA}$, and $N_{at} = 2 \times 10^{18} \text{ cm}^{-3}$.

As it has been mentioned above, an hyperbolic secant two-color pulse, which can be expressed as

$$\begin{aligned}
E_x(z=0, t) &= E_\omega(t) + E_{3\omega}(t) = E_0 \text{sech}((t-t_0)/t_p) \times \\
&\quad [\cos(\omega(t-t_0)) + \cos(3\omega(t-t_0) + \phi)], \quad (2)
\end{aligned}$$

is externally injected to the system. The peak input electric field amplitude E_0 is chosen the same for both pulses and, in terms of the pulse area A , it is given by $E_0 = A\hbar/(\pi\Gamma t_p)$ [13]. The duration of the pulse is given by $t_p = \tau_p/1.763$, with τ_p being the full width at half maximum (FWHM) of the pulse intensity envelope. t_0 gives the offset position of the pulse center at $t = 0$, and it is the time reference value for the absolute phase of the pulses. The angular frequencies of the pulses are ω and 3ω , and ϕ is the relative phase. It is important to note that our simulations give information on the coherent (transient) behavior of the system, since the dephasing time is chosen much larger than the duration of the pulses $T_1, T_2 \gg \tau_p$.

In Fig. 2 we show the results of the simulations corresponding to the first scheme that we have analyzed. We represent the spectrum of the pulse in different positions of the propagation. The calculations have been performed for propagation distances as long as $z=200 \mu\text{m}$. The two higher peaks on the left of each spectra, in Fig. 2, correspond to the two initial frequencies injected in the medium. When the two initial pulses are in phase ($\phi = 0$), a third frequency component is generated at $5\omega = 3\omega + (3\omega - \omega)$, as shown in Fig. 2(a). It is clear in that case that the conversion of the third harmonic 3ω component to the 5ω increases as the propagation length increases. In the opposite case (Fig. 2(b)), however, when the two pulses are initially out of phase ($\phi = \pi$), the conversion to the 5ω component is completely suppressed. This contrasting behavior, which de-

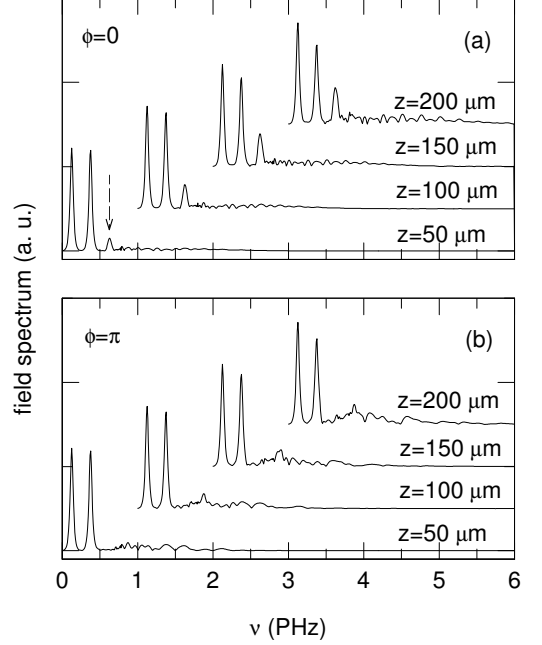


FIG. 2: Evolution of the field spectra as the pulses propagate through the two-level medium, as indicated. (a) $\phi = 0$; (b) $\phi = \pi$. The dotted arrow in (a) indicates the peak at frequency 5ω . The spectra have been shifted right and up for different z .

pends only on the initial relative phase between the two injected pulses, is certainly intriguing and to the best of our knowledge has not been observed before. The reason of this effect stems from the phase dependence of the quantum interferences in the medium, which strongly depend on the carrier-shape of the pulses in the case of intense fields, since the interaction in that case is governed by the electric field itself rather than with its envelope [9]. It is also worth mentioning that our calculations show in both cases ($\phi = 0, \pi$) how, for longer propagation distances ($z > 200 \mu\text{m}$), the result of the interference of the pulses together with carrier-wave Rabi flopping phenomena lead to the generation of high spectral components [9], which in the case of the present parameter values spread over the entire UV region [15].

Figure 3 shows the second energy level configuration that we have analyzed. Two overlapping pulses with a duration of $\tau_p = 10$ fs are injected in the two-level system. The area of the pulses in that case is much smaller ($A = 4\pi$) than in the previous scheme. The field at frequency 3ω is nearly in resonance with the transition of the medium. In Fig. 4 the field spectra for two different positions in the propagation of the pulses ($z = 50 \mu\text{m}$ (a) and $z = 300 \mu\text{m}$ (b)) is shown. Although many details of the spectra obtained in this configuration has been investigated in previous work [7], we are here concerned with

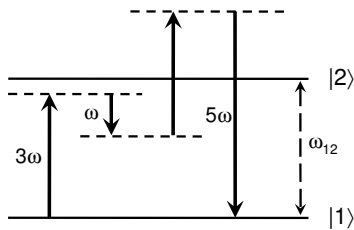


FIG. 3: Energy level scheme corresponding to our second study. As in the previous scheme (1), the coupling can occur between the fields injected at frequencies ω and 3ω , and a third field generated at 5ω . The wavelengths associated to the frequencies in this scheme are: $\lambda_{(\omega)} = 1743$ nm; $\lambda_{(3\omega)} = 581$ nm; $\lambda_{(5\omega)} = 348.6$ nm; $\lambda_{(\omega_{12})} = 580$ nm. The area of the pulses is $A = 4\pi$. Note that, in this case, the transition ω_{12} is close to resonance with the field at 3ω .

the influence of the relative phase on the parametric non-linear coupling to the optical field at frequency 5ω . As another manifestation of the phenomenon that we are reporting, we observe in this configuration again that the transfer of energy to the 5ω -component (which peak is marked by an arrow in Fig. 4) is only efficient in the case of constructive central pulses interference ($\phi = 0$), while it is almost suppressed for ($\phi = \pi$). It is worth noting that the rest of the main peaks in the spectra, which result from the interference of the fields, are basically insensitive to the variations of ϕ . This stresses the fact that is the four-wave mixing coupling that is mostly influenced by ϕ . This second example, where one of the interfering fields is near to resonance with the medium, demonstrates the generality of this phase control phenomenon, in the sense that it has been observed in both non-resonant and resonant four-wave mixing configurations.

As a conclusion, we have analyzed the coherent propagation of two-color (ω - 3ω) femtosecond (broad-band) laser pulses overlapping in time and propagating in a two-level system to an extend of some hundreds of microns. Our simulations predict a critical dependence on the relative initial phase for the transfer of energy through four-wave mixing to the field at frequency 5ω . We have observed this phenomenon in the case of highly intense femtosecond pulses strongly detuned from the transition in the medium and for less intense pulses nearly in resonance with the material transition, and hence the effect can be considered as being a general effect, provided the conditions detailed above are fulfilled and the intensity of the pulses is high enough to excite the third order non-linearity of the material. The frequencies chosen in our study lie in the infrared and visible domains, and hence the observations reported here can be useful for optoelectronics and biological applications.

CS acknowledges support from the *Programa Ramón*

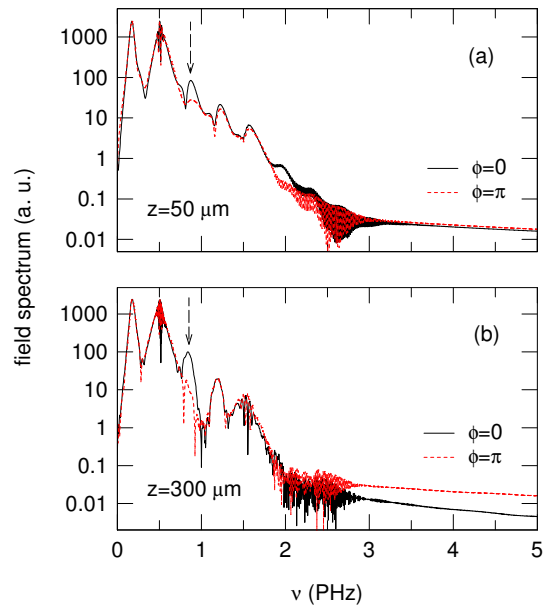


FIG. 4: Field spectra at $z = 50 \mu\text{m}$ (a) and $z = 300 \mu\text{m}$ (b). The dotted arrows indicate the peaks at frequency 5ω for $\phi = 0$.

y Cajal of the Spanish Ministry of Science and Technology. Financial support from the Spanish Ministry of Science and Technology (project BFM2002-04369-C04-03) and the Generalitat de Catalunya (project 2001SGR 00223) is also acknowledged.

-
- [1] G. G. Paulus, F. Grasbon, H. Walther, P. Villaresi, M. Nisoli, S. Stagira, E. Priori, S. De Silvestri, *Nature* **414**, 182 (2001).
 - [2] E. Charron, A. Giusti-Suzor, and F. H. Mies, *Phys. Rev. Lett.* **71**, 692 (1993).
 - [3] S. Watanabe, K. Kondo, Y. Nabekawa, A. Sagisaka, and Y. Kobayashi, *Phys. Rev. Lett.* **73**, 2692 (1994).
 - [4] D. W. Schumacher, F. Weihe, H. G. Muller, and P. H. Bucksbaum, *Phys. Rev. Lett.* **73**, 1344 (1994).
 - [5] A. D. Bandrauk, N. H. Shon, *Phys. Rev. A* **66**, 031401(R) (2002);
 - [6] A. Brown, W. J. Meath, A. E. Kondo, *Phys. Rev. A* **65**, 060702 (2002);
 - [7] X. Song, S. Gong, S. Jin, and Z. Xu, *Phys. Lett. A* **319**, 150 (2003).
 - [8] R. W. Ziolkowski, J. M. Arnold, and D. M. Gogny, *Phys. Rev. A* **52**, 3082 (1995).
 - [9] S. Hughes, *Phys. Rev. Lett.* **81**, 3363 (1998).
 - [10] A. Taflov, *Computational electrodynamics: the finite-difference time-domain method*, Artech House Publishers, Boston-London (1995).
 - [11] A. V. Tarasishin, S. A. Magnitskii, and A. M. Zheltikov, *Optics Comm.* **193**, 187 (2001).
 - [12] See e.g., R. W. Boyd, M. G. Raymer, P. Narum, and D.

- J. Harter, Phys. Rev. A **24**, 411 (1981).
- [13] J-C. Diels and W. Rudolph, *Ultrashort laser pulse phenomena*, Optics and Photonics, Academic Press, San Diego (1996).
- [14] M. Heid, T. Chen, U. Schmitt, and W. Kiefer, Chem. Phys. Lett. **334**, 119 (2001); M. Schmitt, M. Heid, S. Schlucker, and W. Kiefer, Biopolymers **67**, 226 (2002).
- [15] Not published.