

Residual correlation in two-proton interferometry from lambda-proton strong interactions

Fuqiang Wang

Nuclear Science division, Lawrence Berkeley National Laboratory, Berkeley, CA 94720, USA

We investigate the residual effect of Λp strong interactions in pp correlations with one proton from Λ decays. It is found that the residual correlation is about 10% of the Λp correlation strength, and has a broad distribution centered around $q \approx 40$ MeV/ c . The residual correlation cannot explain the observed structure on the tail of the recently measured pp correlation function in central Pb+Pb collisions by NA49 at the SPS.

PACS number(s): 25.75.-q, 25.75.Gz

It has been recently shown, by using an Urbana-type potential, that the lambda-proton (Λp) strong interaction induces a large peak in the correlation function [1]. Because Λ decays into $\pi^- p$ with low decay momentum ($Q \simeq 100$ MeV/ c) and large branch ratio (64%), the strong Λp correlation should have an effect on two-proton (pp) correlations if one of protons comes from Λ decays. In this brief report, we investigate the magnitude of such effect.

We shall derive analytically the residual correlation following straightforward kinematics. Let k denote the momentum magnitude of either particle in the Λp pair rest frame (Fig. 1a). Λ decays into a proton (denoted as p_Λ) and a π^- , each with a momentum magnitude Q in the Λ rest frame (Fig. 2b). Since both Q and k ($\lesssim 50$ MeV/ c , where the Λp correlation is significant) are small compared to proton or Λ rest mass, for simplicity, we shall treat the problem non-relativistically. Let q be one half of the invariant relative momentum between p and p_Λ , then $q^2 = a^2 k^2 - Q a k \cos \theta + Q^2/4$, where θ is the Λ decay angle, and $a = (1 + m_p/m_\Lambda)/2 \approx 0.92$. The kinematically allowed region of q versus k is sketched in Fig. 2 as shaded area. For a fixed q , the allowed k range is $k_- \leq k \leq k_+$, with $a^2 k_\pm^2 = (q \pm Q/2)^2$.

The following relation holds for pair multiplicity distributions:

$$\frac{d^2 N}{dq dk} = \frac{2q}{Q a k} \frac{d^2 N}{dk d \cos \theta} \propto \frac{qk}{Q} C_{\Lambda p}(k). \quad (1)$$

Here $d^2 N/dk d \cos \theta \propto k^2$ assuming isotropic decay of unpolarized Λ , and $C_{\Lambda p}(k)$ is the Λp correlation function. The pp_Λ correlation function is therefore

$$C_{pp_\Lambda}(q) = \frac{\int_{k_-}^{k_+} k C_{\Lambda p}(k) dk}{\int_{k_-}^{k_+} k dk}. \quad (2)$$

Without an explicit form for $C_{\Lambda p}(k)$, one cannot go further. Motivated by the Λp correlation results in Ref. [1], we assume a Gaussian form for $C_{\Lambda p}$,

$$C_{\Lambda p} = 1 + \lambda e^{-k^2/2k_0^2}. \quad (3)$$

Thus,

$$C_{pp_\Lambda}(q) = 1 + \frac{\lambda a^2 k_0^2}{qQ} \left[e^{-\frac{(q-Q/2)^2}{2a^2 k_0^2}} - e^{-\frac{(q+Q/2)^2}{2a^2 k_0^2}} \right]. \quad (4)$$

Quick examination of Eq. (4) indicates that the resulting pp_Λ residual correlation peaks at $q \approx Q/2$, and its amplitude is reduced, due to phase-space population, by a factor of $Q^2/2a^2 k_0^2$ from the original Λp correlation strength.

NA49 experiment at the SPS has recently measured pp correlation function at midrapidity in central Pb+Pb collisions at 158 AGeV [2]. The proton pair sample (in the NA49 acceptance) was contaminated by weak decay protons resulting in 44% pairs containing at least one weak decay proton. A Gaussian source size $R_g = 3.85 \pm 0.15$ (stat.) fm was extracted. A statistically significant bump structure was observed at $q \approx 70$ MeV/ c in the correlation function.

To estimate the magnitude of the residual correlation at SPS energy, we calculate Λp correlation function for a $R_g = 3.85$ fm source (for both Λ and proton), the results of which is shown in Fig. 3a. For computational reasons, we have used thermal momentum distributions of temperature $T = 3$ MeV. The difference in the correlation functions between $T = 3$ and 300 MeV (the observed inverse slope of proton transverse mass distributions) is less than 5% [1]. We fit the correlation function to Eq. (3) yielding $\lambda = 0.62$ and $k_0 = 21$ MeV/ c . The calculated residual correlation function of Eq. (4) is superimposed in Fig. 3a. The residual correlation function peaks at $q \approx 40$ MeV/ c with amplitude 0.05 (*i.e.*, a factor of ~ 10 reduction).

$\Sigma^+ p$ case can be treated in the same way as Λp , except that the $\Sigma^+ p$ correlation has contributions from the relative Coulomb interactions. Further because of the large Σ^+ decay momentum (190 MeV/ c), the resulting residual correlation in pp_{Σ^+} is negligible.

Some of the Λ 's are from decays of Σ^0 's and multi-strange baryons. Correlations between proton and these parent particles should also leave residual correlations between the proton and decay protons. Take $\Sigma^0 p$ as

an example. The allowed kinematic region of q versus k (of the $\Sigma^0 p$ system) does not have the sharp wedges at $(k, q) = (0, Q/2)$ and $(Q/2a, 0)$ as shown in Fig. 2. Instead, they are smeared by $\pm Q_{\Sigma^0}/2$, where $Q_{\Sigma^0} \approx 74$ MeV/ c is the Σ^0 decay momentum. As a result, the magnitude of the residual pp_{Σ^0} correlation is negligible compared to that of pp_{Λ} . (The Λ and Σ^0 production abundances should be comparable in high energy nucleus-nucleus collisions.)

Experimentally measured protons are a mixture of direct protons (produced + primordial) and weak decay protons. Due to the strong and Coulomb interactions, correlations between direct protons display a dip (at $q = 0$) and peak (at $q \approx 20$ MeV/ c) structure [3]. The pp correlation function for a $R_g = 3.85$ fm source for direct protons is shown as the thin solid curve in Fig. 3b. Except the residual correlation inherited from the parent particles, no further correlations exist between direct protons and weak decay protons. To estimate the effect of the residual correlation on the measured pp correlation function, for simplicity, we assume that all background pairs contain one proton from Λ decays. The combined pp correlation function, $0.56C_{pp} + 0.44C_{pp\Lambda}$, is shown as the thick solid curve in Fig. 3b. We conclude that the residual correlation cannot explain the observed structure at $q \approx 70$ MeV/ c by NA49 [2]. It should be noted that NA49 has large errors in the momentum determination of weak decay protons [4,5], therefore the residual correlation is significantly smeared (weakened).

In order to check the effect of the NA49 acceptance [2], we generate Λ 's and protons according to the experimentally measured transverse spectra [6,7], and a flat rapidity distribution, and isotropically decay the Λ 's into protons with the proper lifetime and branch ratio. The momenta of the Λ decay protons are calculated from the kinematics, and no attempt is made to incorporate the reconstruction errors of NA49 for these momenta. The absolute normalization of the proton abundance is taken from Ref. [7]. The relative abundance of Λ to proton is such that 44% of the resulting proton pairs in the acceptance are pp_{Λ} pairs. The source size is kept as $R_g = 3.85$ fm. The Λp correlation is calculated using the protons in the acceptance and the Λ 's whose decay protons are in the acceptance. The result is consistent with the $C_{\Lambda p}$ shown in Fig. 3a, which was obtained using a static thermal source of $T = 3$ MeV. This agrees with the observation in Ref. [1]. We repeat the calculation of pp correlation using the protons (including the Λ decay protons) in the acceptance. For a pp_{Λ} pair, the correlation weight is $C_{\Lambda p}$ and is associated with the q value of the pp_{Λ} pair. The pp correlation result is consistent with the one shown in Fig. 3b (the thick curve).

As shown in Fig. 3, the residual correlation fills in the dip at $q \approx 40$ MeV/ c of the pp correlation function. If there were no correlation between Λ and proton ($C_{\Lambda p} = 1$), then the combined pp correlation would be

the dashed curve in Fig. 3b. The major effect of Λp correlation in the pp correlation function is seen in the $q \approx 40$ MeV/ c region. It has been shown that this region is sensitive to the elongation and lifetime of the proton source [8]. The residual correlation may complicate the interpretation of such information extracted from pp correlation functions at high energies, where Λ production cannot be neglected.

In summary, we have investigated the residual effect of Λp strong interactions in pp correlations with one proton from Λ decays. It is found that the residual correlation is significant, on the order of 10% of the Λp correlation strength, and has a broad distribution centered around $q \approx 40$ MeV/ c . We conclude that the structure observed at $q \approx 70$ MeV/ c in the pp correlation function measured by NA49 cannot be explained by the residual correlation discussed here. We note that the residual correlation affects most the $q \approx 40$ MeV/ c region of pp correlation function, which may complicate the usage of the region to extract time information about the proton source.

ACKNOWLEDGMENTS

The author acknowledges G. Cooper, R. Lednicky, A.M. Poskanzer, M. Toy and N. Xu for fruitful discussions. He also thanks S. Pratt for reading of the manuscript. This work was supported by the U.S. Department of Energy under contract DE-AC03-76SF00098.

-
- [1] F. Wang and S. Pratt, Phys. Rev. Lett., in print. nucl-th/9907019 (1999).
 - [2] H. Appelshäuser *et al.* (NA49 Coll.), nucl-ex/9905001 (1999).
 - [3] S.E. Koonin, Phys. Lett. **70B**, 43 (1977).
 - [4] M. Toy, PhD thesis, UCLA, 1999.
 - [5] S. Afanasiev *et al.* (NA49 Coll.), Nucl. Instrum. Meth. **A430**, 210 (1999).
 - [6] C. Bormann *et al.* (NA49 Coll.), J. Phys. G **23**, 1817 (1997).
 - [7] H. Appelshäuser *et al.* (NA49 Coll.), Phys. Rev. Lett. **82**, 2471 (1999).
 - [8] S. Pratt and M.B Tsang, Phys. Rev. C **36**, 2390 (1987).

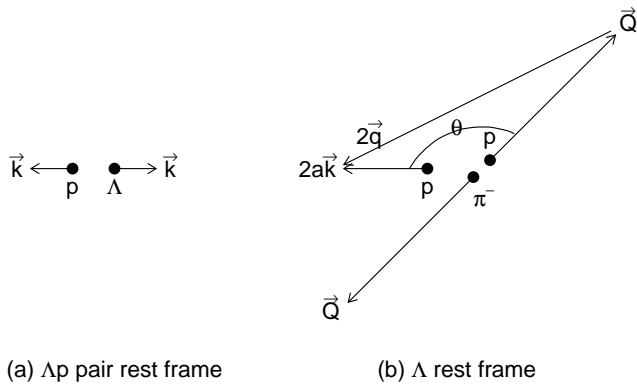


FIG. 1. Non-relativistic view of a Λp pair in the pair rest frame (a), and a Λp pair and $\Lambda \rightarrow \pi^- p$ decay in the Λ rest frame (b).

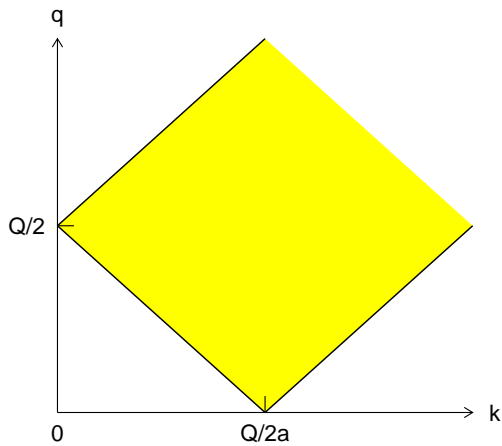


FIG. 2. Allowed kinematic region in the non-relativistic approximation for q (one half of the relative momentum of the pp_Λ pair) versus k (one half of the relative momentum of the Λp pair). Q is the Λ decay momentum. $a = (1 + m_p/m_\Lambda)/2$.

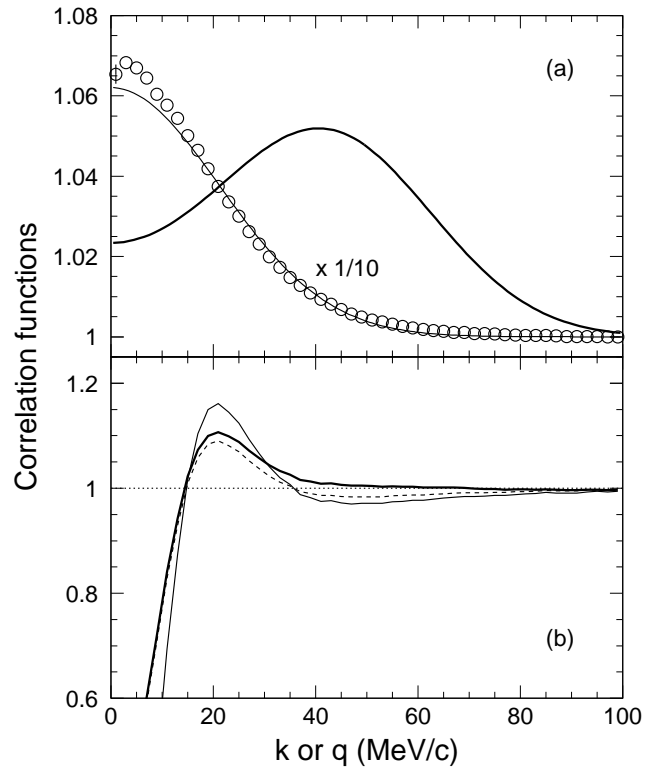


FIG. 3. Upper panel: Λp correlation function ($C_{\Lambda p}$) for a $R_g = 3.85$ fm source is shown in circles. The correlation strength, $C_{\Lambda p} - 1$, has been divided by 10 for clarity. The thin curve is a Gaussian fit to $C_{\Lambda p}$. The thick curve is the resulting residual correlation ($C_{pp\Lambda}$) between the proton and the Λ decay proton. Lower panel: The thin solid curve shows the pp correlation function (C_{pp}) for a $R_g = 3.85$ fm source. The thick solid curve shows the pp correlation function after including the residual correlation, $0.56C_{pp} + 0.44C_{pp\Lambda}$, with 44% contamination from Λ decay protons in the pp pair sample. The dashed curve shows the pp correlation function if there were no correlation between Λ and proton (*i.e.*, $C_{\Lambda p} = 1$ and $C_{pp\Lambda} = 1$).