

Strangeness Enhancement in Heavy Ion Collisions – Evidence for Quark-Gluon-Matter ? *

S. Soff^{a,b}, S.A. Bass^c, M. Bleicher^a, L. Bravina^d, M. Gorenstein^{a,e}, E.Zabrodin^d,
H. Stöcker^a, W. Greiner^a

^a*Institut für Theoretische Physik der J. W. Goethe-Universität*

Postfach 11 19 32, D-60054 Frankfurt am Main, Germany

^b*Gesellschaft für Schwerionenforschung, Postfach 110552, D-64220 Darmstadt, Germany*

^c*Department of Physics, Duke University, Durham, NC 27708, USA*

^d*Institut für Theoretische Physik, Universität Tübingen*

Auf der Morgenstelle 14, D-72076 Tübingen

^e*Bogolyubov Institute for Theoretical Physics, Kiev, Ukraine*

Abstract

The centrality dependence of (multi-)strange hadron abundances is studied for Pb(158 A GeV)Pb reactions and compared to p(158 GeV)Pb collisions. The microscopic transport model UrQMD is used for this analysis. The predicted Λ/π^- , Ξ^-/π^- and Ω^-/π^- ratios are enhanced due to rescattering in central Pb-Pb collisions as compared to peripheral Pb-Pb or p-Pb collisions. However, the enhancement is substantially smaller than observed experimentally. The enhancement depends strongly on the kinematical cuts. The maximum enhancement is predicted around midrapidity. For Λ 's, strangeness

*supported by DFG, BMBF, Graduiertenkolleg 'Theoretische und Experimentelle Schwerionenphysik', Josef Buchmann Stiftung, and Alexander von Humboldt-Stiftung. S. A. B. is supported in part by DOE grant DE-FG02-96ER40945

suppression is predicted at projectile/target rapidity. For Ω 's, the predicted enhancement can be as large as one order of magnitude. Comparisons of Pb-Pb data to proton induced asymmetric (p-A) collisions are hampered due to the predicted strong asymmetry in the various rapidity distributions of the different (strange) particle species. In p-Pb collisions, strangeness is locally (in rapidity) *not* conserved.

The present comparison to the data of the WA97 and NA49 collaborations clearly supports the suggestion that conventional (free) hadronic scenarios are unable to describe the observed high (anti-)hyperon yields in central collisions. A reduction of the constituent quark masses to the current quark masses $m_s \sim 230$ MeV, $m_q \sim 10$ MeV, as motivated by chiral symmetry restoration, yields hyperon production close to the experimentally observed high values. An ad hoc overall increase of the color electric field strength (effective string tension of $\kappa = 3$ GeV/fm) yields similar results. It has been suggested that these findings might be interpreted as a signal of a phase of nearly massless particles.

I. INTRODUCTION

The investigation of strangeness production in relativistic heavy ion collisions is viewed as a powerful tool to study excited nuclear matter [1–9] and to search for the transition of (confined) hadronic matter to quark-gluon-matter (QGP). Several possible signals have been proposed for the observation of such a novel state of matter, but an unambiguous proof of its existence has not yet been achieved. For a recent review on the current status of possible QGP-signals see, e.g., [4].

Strange and especially multistrange particles are of interest: Their relative enhancement and the hadron ratios in central heavy ion collisions, with respect to peripheral (or proton induced) interactions, have been suggested as a signature for the transient existence of a QGP-phase [1–3]: The main argument is that the (chemical or flavour) equilibration times should be much shorter in the plasma phase than in a thermally equilibrated hadronic fireball of $T \sim 160$ MeV.

The dominant production mechanism in an equilibrated (gluon rich) plasma phase, namely the production of $s\bar{s}$ pairs via gluon fusion ($gg \rightarrow s\bar{s}$) [1], should allow for equilibration times similar to the interaction time of the colliding nuclei, and to the expected plasma lifetime (a few fm/c).

It has been shown recently also in microcanonical calculations [10] that the equilibration times for kaons are similar to those of e.g. the pions, only in hadronic matter of very large energy density $e \gg e_0 = 0.15 \text{ fm}^{-3}$, where e_0 is the energy density of groundstate nuclear matter.

Recently, measurements by the WA97 and the NA49 collaborations clearly demonstrated the relative enhancement of the (anti-)hyperon yields (Λ , Ξ , Ω) in Pb-Pb collisions as compared to p-Pb collisions [11–16]. The observed enhancement increases with the strangeness content ($|S| = 1, 2, 3$) of the probe under investigation [11–16]. For the $(\Omega^- + \bar{\Omega}^-)$ -yield the enhancement factor is as large as 15 ! The data cover the range in transverse energy E_T where the "anomalous" J/Ψ suppression is observed, a different much sought after signal

for deconfined matter.

Earlier experiments had also reported the enhanced production of strangeness (mostly kaons, see e.g. [17–19]).

Here, we investigate the strangeness enhancement within a microscopic transport model: hadronic and string degrees of freedom are employed in the Ultrarelativistic Quantum Molecular Dynamics model (UrQMD) [20,21]. The strange baryon yields for Pb(158 A GeV)Pb collisions are computed vs. centrality and for p(158 GeV)Pb collisions. The observed total yields of Λ 's, Ξ 's and Ω 's are well described in the p-Pb case by the present model. Strangeness enhancement is predicted in the present calculation for Pb-Pb due to rescattering. However, for central Pb-Pb collisions the experimentally observed hyperon yields are underestimated by the present calculations. The discrepancy to the data increases strongly with the strangeness content of the hadron.

An ad hoc overall increase of the color electric field strength (effective string tension of $\kappa = 3 \text{ GeV/fm}$), or, equivalently, a reduction of the constituent quark masses to the current quark masses enhances the hyperon yields to the experimentally observed high values.

Enhancement factors of $\approx 1.5(2)$ for Λ 's, $\approx 2(6)$ for Ξ^- 's, and $\approx 5(13)$ for Ω^- 's are obtained at midrapidity. The values in brackets are the results of the reduced masses/enhanced string tension calculations. The enhancement depends strongly on rapidity: for Λ 's, strangeness *suppression* is predicted at projectile/target rapidity. The hyperon yields depend strongly on rapidity and are asymmetric with respect to midrapidity for p-Pb reactions. Moreover, strangeness is not conserved locally in rapidity. Consequently, enhancement factors defined at midrapidity are not adequate for that comparison (p-Pb vs. Pb-Pb).

II. THE MODEL

UrQMD is a N-body transport model devised to simulate heavy ion collisions in the laboratory energy range from several tens of MeV to several TeV per nucleon. A detailed documentation of the underlying concepts of the model and comparisons to experimental

data are available in [20,21]. Binary elastic and inelastic collisions, many body resonance decays, as well as string decays are treated in the model. Inelastic collisions and decays are the only source for a change of the chemical composition. Elastic collisions change the momentum distributions of the hadrons only. String and resonance excitations are present both in primary nucleon nucleon as well as in secondary collisions. There are 55 baryon and 32 meson states (as well as their anti-particles) as discrete degrees of freedom in the model. Explicit isospin-projected states with masses up to 2.5 GeV are included. Strings can be populated as continuous degrees of freedom for masses ≥ 1.5 GeV. Experimental hadron cross sections and resonance decay widths are taken when available, otherwise the additive quark model is used to estimate the cross section. Hadrons produced through string decays are assigned a non-zero formation time which depends on the four-momentum of the particle. Newly produced particles cannot interact during their formation time. Leading hadrons may interact within their formation time with a reduced cross section proportional to the number of original valence quarks. The string tension κ is set to $\kappa = 1$ GeV/fm [22]. The production probability of a $s\bar{s}$ pair is reduced as compared to $u\bar{u}/d\bar{d}$ -pairs in the string models [22] according to the Schwinger formula [23]

$$\gamma_s = \frac{P(s\bar{s})}{P(q\bar{q})} = \exp\left(-\frac{\pi(m_s^2 - m_q^2)}{2\kappa}\right). \quad (1)$$

In central high energy heavy ion collisions the string density can be so high that the color flux tubes overlap [24,25]. Consequently, the superposition of the color electric fields yields an enhanced particle production [24,25]. In particular, the heavy flavors and diquarks are dramatically enhanced due to a higher effective string tension [25–27]. As a consequence the string fragmentation probability into hyperons is enhanced as well. The increase of the string tension from $\kappa = 1$ GeV/fm to $\kappa = 3$ GeV/fm enhances γ_s from $\gamma_s \approx 0.3$ to $\gamma_s \approx 0.65$ (for constituent quark masses of $m_q = 0.3$ GeV and $m_s = 0.5$ GeV). However, as seen from eq.(1), an increase of the string tension κ is equivalent to a decrease of the difference of the squared constituent quark masses. Therefore, this enhancement could also be due to a drastic drop in the masses due to chiral symmetry restoration [28,29]. If we assume a

reduction to the current quark masses, $m_s \sim 230$ MeV, $m_q \sim 10$ MeV, the strangeness to nonstrange suppression factor is also increased to $\gamma_s \approx 0.65$. Hence, such doubling of γ_s might be interpreted as a signal of a phase of nearly massless particles. Here we increase the ratio overall, equivalent to an increase of κ from 1 GeV/fm to 3 GeV/fm. Total energy is conserved in this process. Hence, the production of non-strange hadrons is only moderately modified - the pion number changes by less than $\approx 4\%$. These γ_s -values are not to be mixed up with (although striking similar to) the Becattini-values for e^+e^- "thermal" string analysis and for the heavy ion analysis [30–32]

III. RESULTS AND DISCUSSION

The yields of strange baryons per event are shown in Fig.1 as a function of the number of participants N_{part} for the collisions Pb(158 A GeV)Pb and p(158 GeV)Pb. The $\Lambda + \bar{\Lambda}$ - (circles), $\Xi^- + \bar{\Xi}^-$ - (squares), and $\Omega^- + \bar{\Omega}^-$ - (triangles) values are depicted, their strangeness content is $|S| = 1, 2$ and 3 , respectively. A midrapidity cut $|y - y_{\text{cm}}| < 0.5$ has been applied in accord with [11]. The stars correspond to experimental data of the WA97 collaboration [11]. Open symbols represent the results of the standard UrQMD calculations. Full symbols exhibit the UrQMD calculations with the decreased mass square difference, or, equivalently, the enhanced string tension $\kappa = 3$ GeV/fm, for the most central collisions ($N_{\text{part}} \geq 300$).

The hyperon yields increase nearly like a power-law $\ln(Y/\text{event}) = \ln(N_{\text{part}}^\alpha)$ with the exponent $\alpha \approx 1.1$ for Λ 's and Ξ 's and $\alpha \approx 2$ for Ω 's.

All baryon yields increase continuously with centrality up to very central events.

The l.h.s. points ($\langle N_{\text{part}} \rangle \approx 4$) are the inclusive p(158 GeV)Pb yields. The data agree with the calculations for Λ 's, Ξ 's, and Ω 's in p-Pb collisions. The UrQMD results for Pb-Pb, however are systematically below the experimental data (stars) for $N_{\text{part}} > 100$. Small deviations for the Λ 's (open circles) give way to a larger discrepancy (\approx factor 2) for the Ξ 's (open squares). The Ω 's (open triangles) are underestimated by more than an order of magnitude in the UrQMD calculations.

The yields as calculated with decreased mass square difference, or, equivalently, with the higher string tension ($\kappa = 3 \text{ GeV/fm}$) (full symbols) are systematically above the UrQMD calculations ($\kappa = 1 \text{ GeV/fm}$). The apparent improvement of the comparison between data and model calculations should not be viewed as a solution to the puzzling enhancement factors: In particular, the nearly constant displacement factor of the data to the model indicates a different mechanism (the mass reduction or κ increase must physically depend on the centrality). The surprising complete agreement for Λ 's and Ξ 's is not understood. The $(\Xi^- + \bar{\Xi}^-)/(\Lambda + \bar{\Lambda})$ ratio is calculated as 0.07 ± 0.01 and 0.12 ± 0.01 in the UrQMD and the decreased masses/enhanced string tension calculations, respectively, with the latter being in accord with the experimental values of the WA97 (0.11 ± 0.003) [13] and NA49 (0.13 ± 0.04) [14] collaborations. The small deviation of the Ω yield can be due to the slightly underestimated p-Pb data point. The mean values for the Ω yield differ by a factor ≈ 1.6 . As a consequence the Ω/Ξ ratio is predicted to be $\approx 0.12 \pm 0.02$ in contrast to the WA97 value of about 0.2 [13]. This discrepancy was also found in [33], where the Ω yield could also not be consistently described with other particle yields in the framework of a Fermi statistical model analysis, indicating the need for an additional production mechanism. Note also our discussion of the uncertainties in the centrality variable N_{part} .

In the calculations N_{part} is determined via the scaled number of π^- 's (in 4π geometry), $N_{\text{part}} \approx 0.5\langle\pi^-\rangle$. This number was found to be a robust observable, since it is directly proportional to the overlap volume of the colliding nuclei and thus to the desired quantity N_{part} . One may also determine N_{part} by counting all collided baryons. This quantity is not strictly proportional to the geometrical overlap volume and therefore yields a different centrality criterion. Various experimental N_{part} -determinations have been using Glauber model estimates, the wounded nucleon model, or the Venus model as well as Fireball-extrapolations from limited acceptance data.

Strange meson yields are enhanced in the decreased mass square difference/higher string tension calculations if compared to the UrQMD calculations. The factors are ≈ 1.5 for kaons and ≈ 2.7 for ϕ 's, similar to the Λ and Ξ with the same number of strange quarks.

The comparison of the ratios K^+/π , K^-/π to preliminary NA49 data [36] shows that the agreement improves for the enhanced γ_s calculations, whereas the ϕ/π ratio seems to be overestimated by a factor ≈ 1.6 (see Table 1). Note, that the ϕ measurements by the NA50 collaboration [37] indicate significantly higher yields than those obtained by NA49. Additionally, the inverse slope parameters are different (220 MeV and 290 MeV).

Can one observe an anomalous, sudden threshold enhancement of the (anti-)hyperon yields with increasing centrality (i.e. number of participants) ? The hyperon-to-pion ratios are shown in fig. 2 as a function of centrality. The centrality variable chosen here is the number $\langle\pi^-\rangle$ in 4π geometry. The pion number $\langle\pi^-\rangle$ scales with the geometrical overlap of the two nuclei.

A linear increase of the hyperon yields with $\langle\pi^-\rangle$ will yield constant particle ratios Y/π . However, these ratios Y/π^- increase with $\langle\pi^-\rangle$ as can be seen in Fig. 2. These ratios are for the full yields in 4π geometry. The increase in the ratios is more pronounced if rapidity/ p_t cuts are applied [34].

The full symbols in Fig.2 correspond to the reduced mass/increased $\kappa = 3 \text{ GeV/fm}$ calculations. Open symbols are the UrQMD calculations ($\kappa = 1 \text{ GeV/fm}$). There is a clear enhancement of the hyperon-to-pion ratio in central Pb-Pb collisions as compared to the inclusive p-Pb and peripheral Pb-Pb collisions. The predicted threshold enhancement of both Ξ 's and Ω 's is between $N_{\text{part}} \approx 10$ and 25. This indicates that multiple collisions and rescattering effects become important and thus allow for multiple production of heavy strange quarks [35]. For larger $\langle\pi^-\rangle$ -values the ratios increase only moderately. The WA97 collaboration has reported a nearly linear increase in the yields for $N_{\text{part}} > 100$.

If constituent quark mass reduction or collective string effects ($\kappa = 3 \text{ GeV/fm}$) are taken into account for the more central collisions (full symbols) then the overall enhancement of strange particle production becomes also stronger. The change of the ratio Y/π^- due to the reduced mass/increased string tension grows with the strangeness content of the probe. The star in Fig.2 represents an estimate for the Ξ^-/π^- ratio in 4π geometry of the NA49 collaboration [36]. Again, it coincides with the reduced mass/enhanced string tension

calculations.

The strangeness enhancement factor

$$E_Y = (Y/\pi)_{\text{Pb-Pb,central}} / (Y/\pi)_{\text{Pb-Pb,peripheral}} \quad (2)$$

is predicted in Fig.3 as a function of rapidity for Λ , Ξ^- and Ω^- hyperons, respectively. The full range of transverse momenta is taken $p_t \geq 0 \text{ GeV}/c$. The open symbols correspond to the UrQMD calculations ($\kappa = 1 \text{ GeV}/\text{fm}$). Full symbols are the enhancement factors if the reduced mass/enhanced string tension calculations are taken into account for the central collisions. The enhancement factors reach a maximum around midrapidity and decrease continuously towards target/projectile rapidity, thus demonstrating the importance of secondary collisions. Values of $E_\Lambda \approx 1.5$, $E_\Lambda^* \approx 2.0$, $E_{\Xi^-} \approx 2.2$, $E_{\Xi^-}^* \approx 6.0$, $E_{\Omega^-} \approx 4.8$, and $E_{\Omega^-}^* \approx 13$ are obtained at midrapidity. The stars indicate the reduced mass/enhanced string tension calculations for the central events. The enhancement factors grow with the strangeness content of the particle. This is in line with the experimental finding [12,11]. Strangeness *suppression* is predicted for the Λ 's at target/projectile rapidity. This is due to the associated production of Λ 's via e.g. $pp \rightarrow p\Lambda K^+$, where the produced Λ carries the full momentum of the incident proton. This occurs more frequently in peripheral than in central Pb-Pb collisions.

The enhancement factors E_Y here are not determined from the ratios of central Pb-Pb to p-Pb collisions: the rapidity distributions in p-Pb are strongly asymmetric (see fig.4). The anti-baryons ($\bar{p}, \bar{\Lambda}, \bar{\Xi}^-$, etc.) are predominantly produced at midrapidity, while the distributions of K 's, Λ 's and Ξ^- 's (and π 's) are strongly shifted to target rapidity and are additionally asymmetric. Thus, a comparison of midrapidity yields in central Pb-Pb and p-Pb is not adequate.

The asymmetry of the collision system p-Pb is also demonstrated by the (net-)strangeness rapidity distribution dS/dy in Fig.5. s -quarks ($S=-1$) (squares) and \bar{s} -quarks ($S=1$) (circles) and their sum are depicted. The $S = 1$ values represent the sum of $(K^+ + K^0 + \bar{\Lambda} + \bar{\Sigma}) + 2(\bar{\Xi}) + 3(\bar{\Omega})$, while the $S = -1$ values are determined by $(K^- + \bar{K}^0 + \Lambda + \Sigma) + 2(\Xi) + 3(\Omega)$. The

target rapidity region is dominated by strangeness production, while the anti-strangeness dominates around midrapidity. If confirmed experimentally this result is important for the production of (multi-)hypernuclei or strangelets: The finite initial net strangeness will support the strangeness distillery mechanism [38].

IV. CONCLUSIONS

(Anti-)Hyperon yields in central Pb(158 A GeV)Pb collisions [11–16] are strongly enhanced in comparison to p(158 GeV)Pb and peripheral Pb-Pb collisions. This enhancement grows quadratically with the strangeness content of the hyperon. The present model predicts that strangeness enhancement occurs as a threshold effect already at rather small number of participants (< 25) due to rescattering. For larger participant numbers the yields grow almost linearly with N_{part} . Reducing the effective masses of the constituent quarks to the current quark mass values (or, equivalently, increasing the string tension) for central collisions yields large additional enhancement, which grows with the strangeness content in a similar manner as the data. The experimentally observed high hyperon yields in central Pb-Pb collisions cannot be predicted in our conventional hadron-string dynamics. The rapidity distributions in p-Pb collisions are asymmetric with respect to midrapidity. Thus, comparing the midrapidity p-A yields to peripheral or central Pb-Pb-data is misleading. Strangeness is locally (in rapidity) not conserved in p-Pb collisions.

The comparison to data of the WA97 and NA49 collaborations shows clearly that there seems to be no conventional hadronic scenario which is able to describe the high hyperon yields. This is so far the only clear signal which contradicts transport calculations based on hadronic and string degrees of freedom and therefore indicates an extraordinary behaviour of hot and dense matter in the early phase, possibly a transition to a chirally restored state.

REFERENCES

- [1] J. Rafelski, B. Müller, Phys. Rev. Lett. **48**, 1066 (1982); (E) **56** 2334 (1986).
- [2] P. Koch, B. Müller, J. Rafelski, Phys. Rep. **142**, 167 (1986).
- [3] P. Koch, B. Müller, H. Stöcker, W. Greiner, Mod. Phys. Lett. **A3**, 737 (1988).
- [4] S.A. Bass, M. Gyulassy, H. Stöcker, W. Greiner, Journal of Physics **G25**, R1 (1999).
- [5] P. Senger, H. Ströbele, Journal of Physics **G25**, R59 (1999).
- [6] Strangeness in Quark Matter (Padua, Italy, 1998), Journal of Physics **G25**, 143 (1999).
Strangeness in Quark Matter (Santorini, Greece, 1997), Journal of Physics **G23**, 1785 (1997).
Relativistic Aspects of Nuclear Physics (Rio, Brazil, 1995), T. Kodama et al., eds., World Scientific.
Strangeness in Hadronic Matter (Budapest, Hungary, 1996), Budapest, Akademiai Kiado.
Strangeness in Hadronic Matter (Tucson, AZ, 1995), AIP Conf. **340**.
Strange Quark Matter in Physics and Astrophysics (Aarhus, Denmark, 1991), Nucl. Phys. B **24B**, (1991).
- [7] R. Stock, Phys. Lett. **B456**, 277 (1999).
- [8] J. Rafelski, J. Letessier, A. Tounsi, Acta Phys. Pol. **B27**, 1037 (1996).
- [9] W. Cassing, E. L. Bratkovskaya, Phys. Rep. **308** , 65 (1999). J. Geiss, W. Cassing, C. Greiner, Nucl. Phys. A **644**, 107 (1998).
- [10] M. Belkacem, M. Brandstetter, S. A. Bass, M. Bleicher, L. Bravina, M. I. Gorenstein, J. Konopka, L. Neise, C. Spieles, S. Soff, H. Weber, H. Stöcker, W. Greiner, Phys. Rev. **C58**, 1727 (1998).
- [11] E. Andersen et al. (WA97 collaboration), Phys. Lett **B433**, 209 (1998).
- [12] R. Lietava et al. (WA97 collaboration), Journal of Physics **G25**, 181 (1999).
- [13] R. Caliendo et al. (WA97 collaboration), Journal of Physics **G25**, 171 (1999).

- [14] S. Margetis et al. (NA49 collaboration), Journal of Physics **G25**, 189 (1999).
- [15] F. Gabler et al. (NA49 collaboration), Journal of Physics **G25**, 199 (1999).
- [16] D. Evans et al. (WA85 and WA94 collaborations), Journal of Physics **G25**, 209 (1999).
- [17] T. Alber et al. (NA35 collaboration), Z. Phys. **C64**, 195 (1994).
- [18] D. Di Bari et al., Nucl. Phys. **A590**, 307c (1995); S. Abatzis et al., Phys. Lett. **B393**, 210 (1997).
- [19] J. B. Kinson et al., Nucl. Phys. **A590**, 317c, (1995); S. Abatzis et al., Phys. Lett. **B400**, 239 (1997).
- [20] S. A. Bass, M. Belkacem, M. Bleicher, M. Brandstetter, L. Bravina, C. Ernst, L. Gerland, M. Hofmann, S. Hofmann, J. Konopka, G. Mao, L. Neise, S. Soff, C. Spieles, H. Weber, L. A. Winckelmann, H. Stöcker, W. Greiner, C. Hartnack, J. Aichelin, N. Amelin, Prog. Part. Nucl. Phys. **41**, 255 (1998).
- [21] M. Bleicher et al., Journal of Physics **G**, in press (1999).
- [22] B. Anderson, G. Gustafson, G. Ingelman, T. Sjöstrand, Phys. Rep. **97**, 31 (1983).
- [23] J. Schwinger, Phys. Rev. **82**, 664 (1951).
- [24] T. S. Biro, H. B. Nielsen, J. Knoll, Nucl. Phys. **B245**, 449 (1984). J. Knoll, Z. Phys. **C38**, 187 (1988).
- [25] H. Sorge, M. Berenguer, H. Stöcker, W. Greiner, Phys. Lett. **B289**, 6 (1992).
N. S. Amelin, M. A. Braun, C. Pajares, Phys. Lett. **B306**, 312 (1993).
H. Sorge, Nucl. Phys. **A630**, 522 (1998) and refs. therein.
- [26] M. Gyulassy, Quark Gluon Plasma, Advanced Series on Directions in High Energy Physics, Vol. 6, edited by R. C. Hwa, World Scientific, Singapore, 1990.
- [27] L. Gerland, C. Spieles, M. Bleicher, P. Papazoglou, J. Brachmann, A. Dumitru,

- H. Stöcker, W. Greiner, J. Schaffner, C. Greiner, Proc. of the 4th International Workshop, Relativistic Aspects of Nuclear Physics, Rio, Brazil, (1995), T. Kodama et al., eds., 437.
- [28] G. E. Brown, M. Rho, Phys. Rev. Lett. **66**, 2720 (1991).
- [29] P. Papazoglou, S. Schramm, J. Schaffner-Bielich, H. Stöcker, W. Greiner, Phys. Rev. **C57**, 2576 (1998).
- [30] F. Becattini, M. Gazdzicki, J. Sollfrank, Eur. J. Phys. **C5**, 143 (1998). F. Becattini, U. Heinz, Z. Phys. **C76**, 269 (1997). F. Becattini, Z. Phys. **C69**, 485 (1996).
- [31] G. D. Yen, M. Gorenstein, Phys. Rev. **C**, in print (1999).
- [32] J. Rafelski, Phys. Lett. **B262**, 333 (1991).
- [33] J. Rafelski, J. Letessier, e-print archive: nucl-th/9903018.
- [34] S. Soff, PhD thesis, Universität Frankfurt am Main (1999).
- [35] R. Mattiello, H. Sorge, H. Stöcker, W. Greiner, Phys. Rev. Lett. **63**, 1459 (1989).
- [36] F. Sikler et al. (NA49 collaboration), Quark Matter 1999, Nucl. Phys. **A**, in print, and C. Höhne et al. (NA49 collaboration), Quark Matter 1999, Nucl. Phys. **A**, in print.
- [37] N. Willis et al. (NA50 collaboration), Quark Matter 1999, Nucl. Phys. **A**, in print.
- [38] C. Greiner, P. Koch, H. Stöcker, Phys. Rev. Lett. **58**, 1825 (1987).

TABLES

TABLE I. $K^+/(0.5(\pi^+ + \pi^-))$, $K^-/(0.5(\pi^+ + \pi^-))$, and $\phi/(0.5(\pi^+ + \pi^-))$ ratios in central Pb(158 A GeV)Pb collisions as calculated with UrQMD (left column), with decreased masses/enhanced string tension (see text, middle column) and compared to preliminary NA49 data (right column).

	UrQMD	mod. UrQMD, γ_s	prel. NA49
K^+/π	0.12 ± 0.01	0.19 ± 0.01	0.16 ± 0.013
K^-/π	0.065 ± 0.01	0.1 ± 0.01	0.09 ± 0.008
ϕ/π	0.007 ± 0.001	0.02 ± 0.001	0.0127 ± 0.0014

FIGURES

FIG. 1. (Anti-)Hyperons per event at midrapidity $|y - y_{\text{cm}}| < 0.5$ as a function of the number of participants N_{part} for Pb-Pb and p-Pb collisions at 158 A GeV. The yields of $\Lambda + \bar{\Lambda}$ (circles), $\Xi^- + \bar{\Xi}^-$ (squares) and $\Omega^- + \bar{\Omega}^-$ (triangles) increase continuously with N_{part} . Stars are experimental data by the WA97 collaboration (for Λ 's, Ξ 's and Ω 's). Open symbols represent the UrQMD calculations. Full symbols are the results of the reduced masses/enhanced string tension calculations.

FIG. 2. Hyperon to π^- ratios in p-Pb and Pb-Pb at 158 A GeV as a function of the number of negatively charged pions (in 4π geometry). Open symbols are UrQMD calculations, while full symbols at the more central collisions ($N_{\pi^-} \geq 300$) are obtained from the reduced masses/ $\kappa = 3$ GeV/fm calculations. All ratios increase towards more central collisions indicating the strangeness enhancement which grows with the strangeness content of the particle. The star is an estimate of the Ξ^-/π^- ratio in central collisions by the NA49 collaboration.

FIG. 3. Rapidity dependence of the strangeness enhancement factors E_Λ , E_Ξ and E_Ω , defined as the relative enhancement of the hyperon yields in the most central compared to peripheral Pb-Pb collisions in the respective rapidity bin. The reduced masses/ ($\kappa = 3$ GeV/fm) calculations (full symbols) yield an additional enhancement as compared to the standard UrQMD calculations. The enhancement is maximum at midrapidity. For the Λ 's, strangeness suppression is predicted at target/projectile rapidity.

FIG. 4. Rapidity distributions of pions, kaons, anti-protons and (anti-)hyperons in p(158 GeV)Pb collisions. While anti-baryons are predominantly produced at midrapidity, the other distributions are strongly asymmetric with respect to midrapidity ($y_{\text{cm}} = 0$), shifted towards target rapidity.

FIG. 5. Strangeness rapidity distributions dS/dy in p(158 GeV)Pb collisions of positive strangeness ($S = 1$) (circles), negative strangeness ($S = -1$) (squares), and the sum of both (stars), respectively. Strangeness is locally not conserved.

p,Pb (158 A GeV) Pb

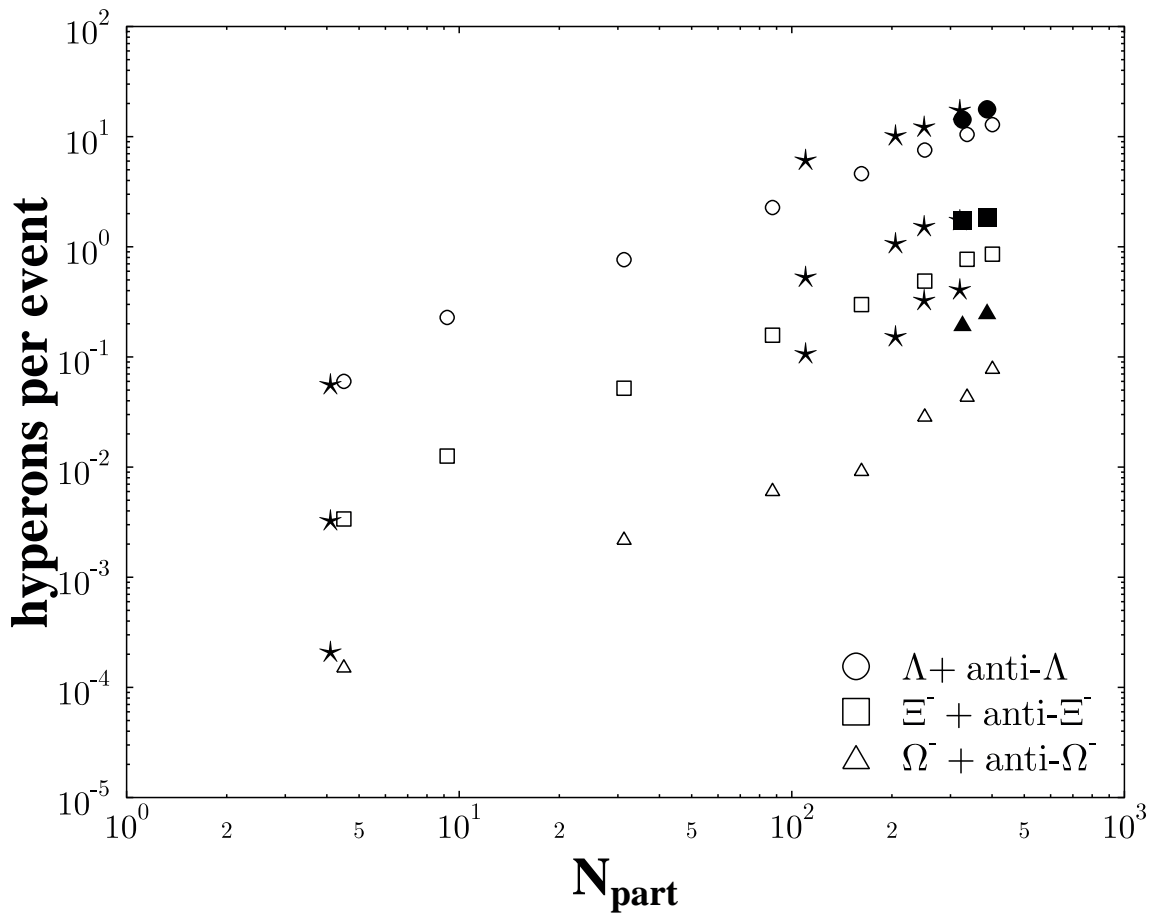


Fig.1

p,Pb (158A GeV) Pb

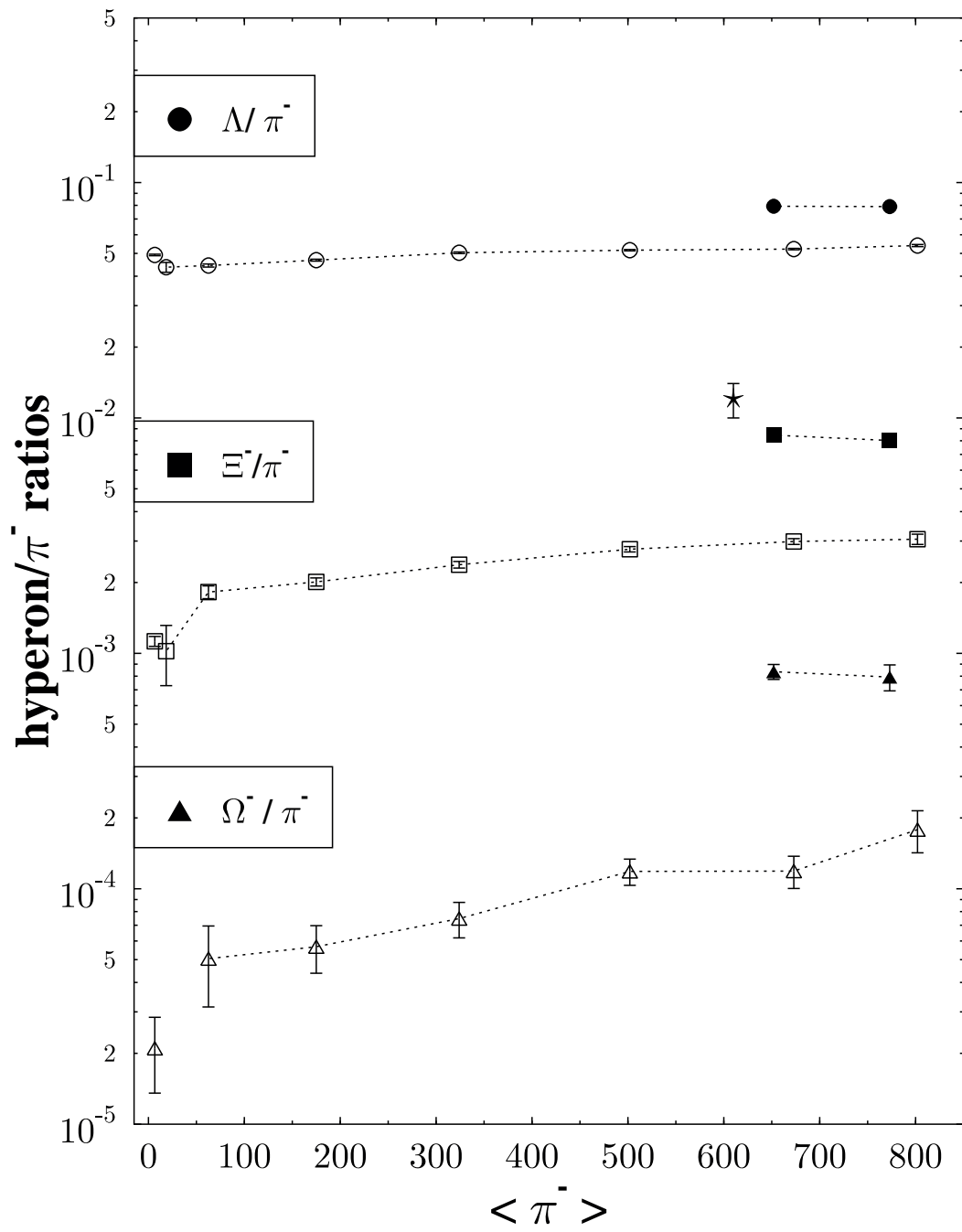


Fig.2

Pb (158A GeV) Pb

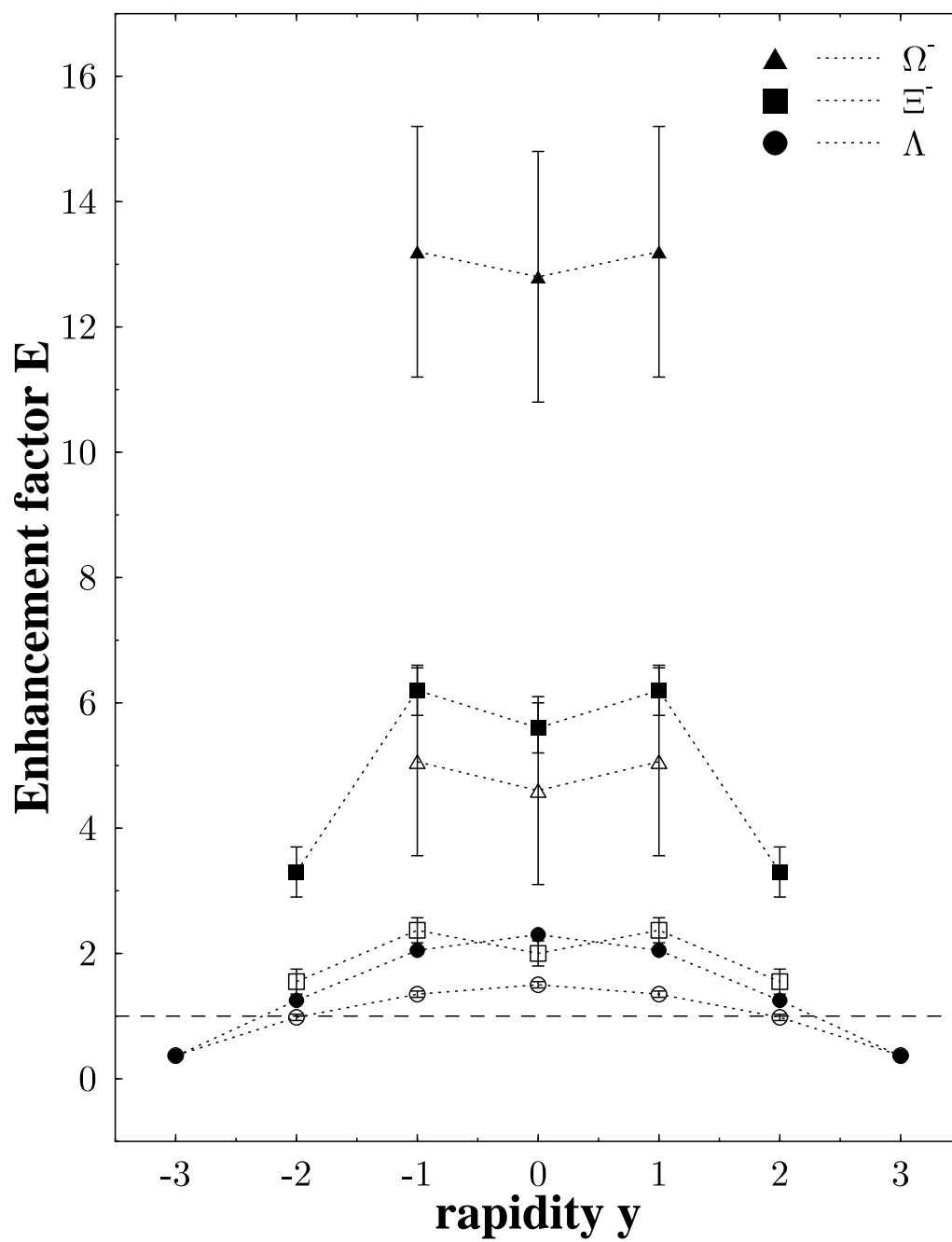


Fig.3

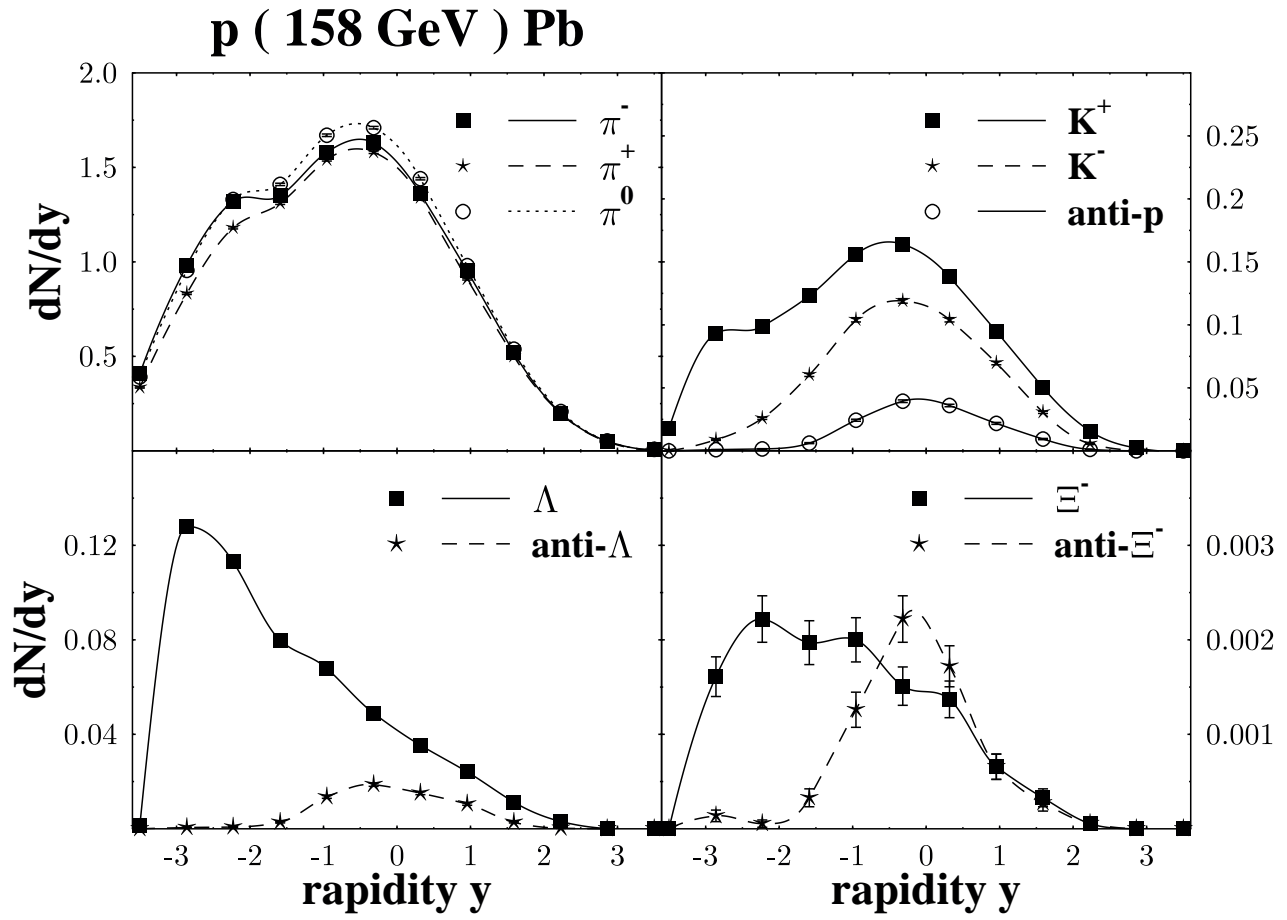


Fig.4

p(158 GeV)Pb, Strangeness Rapidity Distribution

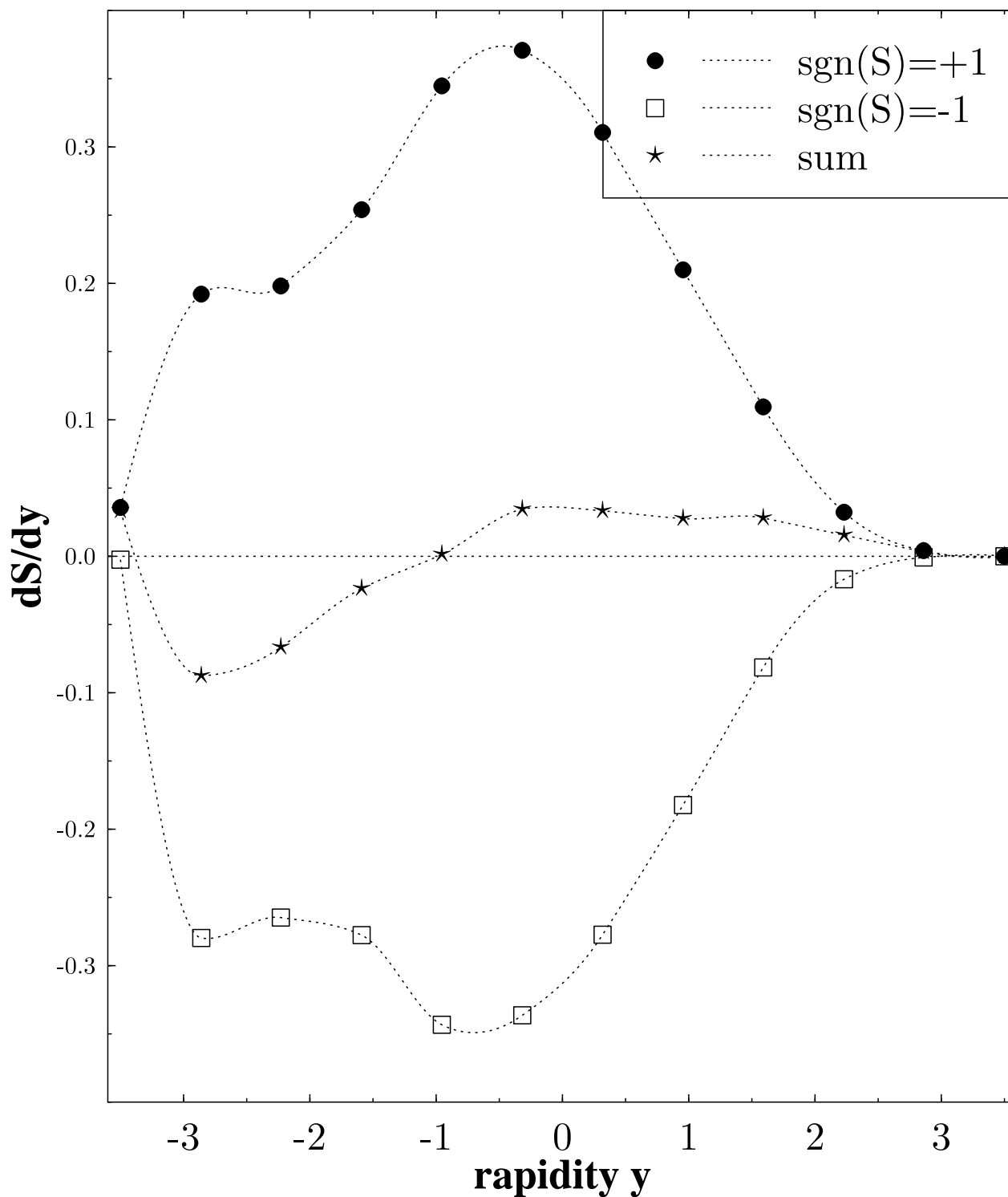


Fig.5