

Relativistic Equation of State of Nuclear Matter for Supernova Explosion

H. Shen^{a,b,1}, H. Toki^{a,c,2}, K. Oyamatsu^{c,d,3} and K. Sumiyoshi^{c,4}

^aResearch Center for Nuclear Physics (RCNP), Osaka University, Ibaraki, Osaka 567-0047, Japan

^bDepartment of Physics, Nankai University, Tianjin 300071, China

^cThe Institute of Physical and Chemical Research (RIKEN), Wako, Saitama 351-0198, Japan

^dDepartment of Energy Engineering and Science, Nagoya University, Nagoya 464-8603, Japan

Abstract

We construct the equation of state (EOS) of nuclear matter at finite temperature and density with various proton fractions within the relativistic mean field (RMF) theory for the use in the supernova simulations. We consider nucleus, alpha-particle, proton and neutron in equilibrium at densities smaller than about $\rho_B \sim 10^{14.2} g/cm^3$ by minimizing the free energy of the nuclear matter. The calculation is based on the RMF theory with the parameter set, TM1, which has been demonstrated to provide good accounts of the ground and the excited state properties of finite nuclei. We tabulate the outcome for various densities as the pressure, the free energy, entropy etc, at enough mesh points in the density range $\rho_B = 10^{5.1} \sim 10^{15.4} g/cm^3$ and the temperature range $T = 0 \sim 100 MeV$ and the proton fraction range of $Y_p = 0 \sim 0.56$ to be used for the supernova simulations.

¹e-mail: shen@rcnp.osaka-u.ac.jp

²e-mail: toki@rcnp.osaka-u.ac.jp

³e-mail: oyak@postman.riken.go.jp

⁴e-mail: sumi@postman.riken.go.jp

1 Introduction

The fate of massive stars with mass of more than 8 times the solar mass is spectacular in the end when they have used up their nuclear energy by creating the Fe core, which has the largest binding energy per particle. When the Fe core mass exceeds the Chandrasekhar mass supported by the degenerate electron pressure against the gravitational force, the Fe core starts to collapse until the central density becomes around that of the normal matter density. There the strong repulsive force and the Pauli effect among nucleons work against the gravitational collapse and swing back the matter motion outwards. If this outward motion is strong enough to blow off the outer layers, the stellar explosion is observed as supernova. This is called the prompt explosion. The strength of the outward shock motion depends crucially on the equation of state (EOS) of nuclear matter.

The general belief in the recent years is, however, that the outward shock propagation alone is not strong enough to succeed supernova explosion. Most of the gravitational collapse energy is carried away by neutrinos. If some small fraction of the neutrino energy is dropped in the stellar matter just behind the slowing down shock region with possible help of the hydrodynamic instability, the outward shock motion can survive to blow off the outer materials. This is called the delayed explosion. Whichever the mechanism of the supernova explosion is, we need detailed knowledges on the EOS of nuclear matter and also the neutrino reaction rates in nuclear matter in the wide ranges of density and temperature. We have started a project to provide these informations, the EOS and the neutrino reaction rates, by studying carefully the existing knowledge on finite nuclei including the unstable nuclei and the weak processes. In this paper, we discuss the results on the EOS.

The knowledge on nuclear matter necessary for supernova simulations is much more than that obtained from the study of finite nuclei. The density may go up to 5 to 10 times the normal matter density in the stellar phenomena. The temperature may climb up to 30 to 50 MeV. The proton fraction may go down to zero, the pure neutron matter. Hence, we have to make a large extrapolation to all directions from our knowledge on nuclear physics which are available from laboratory experiments. Hence, we have to construct a theoretical model, which has a strong basis from the microscopic theory and at the same time is easy to handle for many

observables. This theoretical model has to be checked with many experimental facts on finite nuclei.

In recent years, there was a very important achievement on the theoretical understanding on nuclear physics. The use of the relativistic many body theory enabled us to remove the long standing problem on the nuclear saturation property, which is not reproduced in the non-relativistic approach [1]. The relativistic theory can reproduce many observables on the nuclear structure including the unstable nuclei and also the nuclear reactions, in particular the spin observables [2, 3, 4, 5]. The relativistic Brueckner-Hartree-Fock (RBHF) theory reproduced the saturation property of the nuclear matter very close to the 'experimental' value and removed the disease of the non-relativistic Brueckner-Hartree-Fock theory, which provided the saturation points lying on the Coester line. The relativistic framework contains very strong density dependent repulsive component due to Z -graph three body process in the language of non-relativistic framework. The strong spin-orbit force and the spin dynamics are the natural consequences of the relativistic equation of motion.

Hence, we chose the relativistic mean field (RMF) theory, which is relatively easy to use and at the same time carries the essential features of the microscopic theory as the RBHF theory, as a phenomenological model to describe nuclei and nuclear matter at various circumstances [5]. First, the RMF lagrangian was constructed to provide the results of the RBHF, for which we include the non-linear ω meson coupling term in addition to the generally used non-linear σ meson coupling terms. We fixed the model parameters as the coupling constants and the masses so as to reproduce many key experimental data on the ground state masses and the radii of nuclei including unstable ones [3]. The parameter set was named TM1 and then applied to many observables as deformed nuclei, triaxial deformations, nuclear excitations [6, 7, 8]. The agreement with the existing data is extremely satisfactory. Hence, the RMF theory with the TM1 parameter set could go through the critical check from Nuclear Physics. The RBHF results for the symmetric nuclear matter were also compared very nicely up to high density.

This was the place we decided to go on to construct the EOS table for the astrophysical use. We want to state here our philosophy. The purpose of making this table with only the nuclear degree of freedom is to work out the best EOS with the known experimental and the

theoretical knowledge on nuclear physics. This EOS should be considered as the basis EOS. At high density and temperature, however, there may be the need of the mixture of hyperons, various mesons and even quarks. As our knowledges on these degrees of freedom become more solid, we should include them for the EOS table, in particular at high density.

We work out the EOS of nuclear matter in the wide parameter ranges in density, temperature and proton fraction. The density range is $\rho_B = 10^{5.1} \sim 10^{15.4} g/cm^3$, the temperature range is $T = 0 \sim 100 MeV$ and the proton fraction is $Y_p = 0 \sim 0.56$. In very high density and high temperature region, the nuclear matter is homogeneous and hence the calculation is not difficult. However, when the density is below $\rho_B \sim 1/3\rho_0$ the matter becomes inhomogeneous. In order to treat the inhomogeneous matter, we take the Thomas-Fermi approximation, where the inhomogeneous matter is composed of a lattice of spherical nuclei with protons, neutrons and alpha-particles [9]. We then minimize the free energy of the nuclear system with respect to the proton, neutron and alpha-particle densities in the nuclear interior and the exterior regions. This procedure has to be performed for each temperature, density and the proton fraction, which is extremely cumbersome. At the same time, we have to repeat the minimization procedures with good accuracy in order to get the smooth physical quantities as the free energy, pressure and the entropy for the use of supernova simulations. Some part of the present research project is published in Ref.[10]. The published materials do not contain the contributions of the alpha-particles. The new part of this paper is the inclusion of the alpha-particles and hence we shall make detailed comparisons of the outcome with respect to the alpha-particle contributions.

This paper is arranged as follows. We describe the RMF theory and the TM1 parameter set in Sect.2 and the formalism of the Thomas-Fermi approximation with the alpha-particles in Sect.3. The numerical results are discussed in Sect.4. The conclusion of this paper is stated in Sect.5. We describe the definitions of the physical quantities tabulated in the EOS table in Appendix A.

2 Relativistic mean field theory

We adopt the RMF theory with non-linear σ and ω terms to describe homogeneous nuclear matter [3]. We start with the lagrangian given by

$$\begin{aligned}
\mathcal{L}_{RMF} = & \bar{\psi} [i\gamma_\mu \partial^\mu - M - g_\sigma \sigma - g_\omega \gamma_\mu \omega^\mu - g_\rho \gamma_\mu \tau_a \rho^{a\mu}] \psi \\
& + \frac{1}{2} \partial_\mu \sigma \partial^\mu \sigma - \frac{1}{2} m_\sigma^2 \sigma^2 - \frac{1}{3} g_2 \sigma^3 - \frac{1}{4} g_3 \sigma^4 \\
& - \frac{1}{4} W_{\mu\nu} W^{\mu\nu} + \frac{1}{2} m_\omega^2 \omega_\mu \omega^\mu + \frac{1}{4} c_3 (\omega_\mu \omega^\mu)^2 \\
& - \frac{1}{4} R_{\mu\nu}^a R^{a\mu\nu} + \frac{1}{2} m_\rho^2 \rho_\mu^a \rho^{a\mu}.
\end{aligned} \tag{1}$$

Here, ψ denotes a SU(2) baryon field of mass M (proton and neutron); σ, ω^μ , and $\rho^{a\mu}$ are σ, ω , and ρ meson fields with masses m_σ, m_ω , and m_ρ , respectively. $W^{\mu\nu}$ and $R^{a\mu\nu}$ are the antisymmetric field tensors for ω^μ and $\rho^{a\mu}$, which can be written as

$$W^{\mu\nu} = \partial^\mu \omega^\nu - \partial^\nu \omega^\mu, \tag{2}$$

$$R^{a\mu\nu} = \partial^\mu \rho^{a\nu} - \partial^\nu \rho^{a\mu} + g_\rho \epsilon^{abc} \rho^b{}^\mu \rho^{c\nu}. \tag{3}$$

In the lagrangian, the constants $g_\sigma, g_\omega, g_\rho$ are the coupling constants for the interactions between mesons and nucleons, the coefficients g_2 and g_3 are the self-coupling constants for σ meson field, while c_3 is the self-coupling constant for ω meson field. It is known that the inclusion of the non-linear σ terms is essential to reproduce the properties of nuclei quantitatively and a reasonable value for the incompressibility, while the non-linear ω term is added in order to reproduce the density dependence of the vector part of the self-energy of the nucleon obtained in the RBHF theory. The lagrangian contains the meson masses, the coupling constants, and the self-coupling constants as parameters. We adopt the parameter set TM1 listed in Table 1, which was determined in Ref.[3] as the best one to reproduce the properties of finite nuclei in the wide mass range in the periodic table including neutron-rich nuclei. The RMF theory with the TM1 parameter set was also shown to reproduce satisfactory agreement with experimental data in the studies of the nuclei with deformed configuration [6] and the giant resonances within the RPA formalism [8]. With the TM1 parameter set, the symmetry energy is 36.9 MeV and the incompressibility is 281 MeV.

Starting with the lagrangian, we derive a set of the Euler-Lagrange equations. The Dirac equation for the nucleon field is given by

$$(i\gamma_\mu\partial^\mu - M - g_\sigma\sigma - g_\omega\gamma_\mu\omega^\mu - g_\rho\gamma_\mu\tau_a\rho^{a\mu})\psi = 0, \quad (4)$$

and the Klein-Gordon equations for the meson fields are given by

$$\partial_\nu\partial^\nu\sigma + m_\sigma^2\sigma = -g_\sigma\bar{\psi}\psi - g_2\sigma^2 - g_3\sigma^3, \quad (5)$$

$$\partial_\nu W^{\nu\mu} + m_\omega^2\omega^\mu = g_\omega\bar{\psi}\gamma^\mu\psi - c_3(\omega_\nu\omega^\nu)\omega^\mu, \quad (6)$$

$$\partial_\nu R^{a\nu\mu} + m_\rho^2\rho^{a\mu} = g_\rho\bar{\psi}\tau_a\gamma^\mu\psi + g_\rho\epsilon_{abc}\rho_\nu^b R^{c\nu\mu}. \quad (7)$$

These equations are coupled nonlinear quantum field equations, which are very difficult to solve exactly. We adopt the relativistic mean field approximation as described in Ref.[11], in which the meson fields are treated as classical fields, and the field operators σ , ω^μ , and $\rho^{a\mu}$ are replaced by their expectation values $\langle\sigma\rangle$, $\langle\omega^\mu\rangle$, and $\langle\rho^{a\mu}\rangle$. In the present study, we consider first static infinite matter so that we obtain simplified equations, where the derivative terms in the Klein-Gordon equations vanish automatically due to the translational invariance of infinite matter. The spatial components of the vector meson fields vanish under the rotational symmetry. For the isovector-vector meson field $\rho^{a\mu}$, only the third isospin component has a nonvanishing value because of the charge conservation. Hence, the equations for meson fields are reduced to

$$\sigma_0 \equiv \langle\sigma\rangle = -\frac{g_\sigma}{m_\sigma^2}\langle\bar{\psi}\psi\rangle - \frac{1}{m_\sigma^2}(g_2\sigma_0^2 + g_3\sigma_0^3), \quad (8)$$

$$\omega_0 \equiv \langle\omega^0\rangle = \frac{g_\omega}{m_\omega^2}\langle\bar{\psi}\gamma^0\psi\rangle - \frac{1}{m_\omega^2}c_3\omega_0^3, \quad (9)$$

$$\rho_0 \equiv \langle\rho^{30}\rangle = \frac{g_\rho}{m_\rho^2}\langle\bar{\psi}\tau_3\gamma^0\psi\rangle. \quad (10)$$

The Dirac equation then becomes

$$\left(-i\alpha_k\nabla^k + \beta M^* + g_\omega\omega_0 + g_\rho\tau_3\rho_0\right)\psi_{is} = \varepsilon_{is}\psi_{is}, \quad (11)$$

where the index i denotes the isospin degree of freedom (proton and neutron) and s denotes the index of eigenstates of nucleon, $M^* \equiv M + g_\sigma\sigma_0$ is the effective mass, ε_{is} is the single-particle energy.

Nucleons occupy single-particle orbits with the occupation probability f_{is} . At zero temperature, $f_{is} = 1$ under Fermi surface, while $f_{is} = 0$ above Fermi surface. For finite temperature,

the occupation probability is given by Fermi-Dirac distribution,

$$f_{is} = \frac{1}{1 + \exp[(\varepsilon_{is} - \mu_i)/T]} = \frac{1}{1 + \exp\left[\left(\sqrt{k^2 + M^{*2}} - \nu_i\right)/T\right]}, \quad (12)$$

$$f_{\bar{i}s} = \frac{1}{1 + \exp[(-\varepsilon_{\bar{i}s} + \mu_i)/T]} = \frac{1}{1 + \exp\left[\left(\sqrt{k^2 + M^{*2}} + \nu_i\right)/T\right]}. \quad (13)$$

Here the index i and \bar{i} denote nucleons and antinucleons, ε_{is} and $\varepsilon_{\bar{i}s}$ are the single-particle energy of nucleons and antinucleons, respectively. The relation between the chemical potential μ_i and the kinetic part of the chemical potential ν_i is give by

$$\mu_i = \nu_i + g_\omega \omega_0 + g_\rho \tau_3 \rho_0. \quad (14)$$

The chemical potential μ_i is related to the number density of nucleon n_i as

$$n_i = \frac{\gamma}{2\pi^2} \int_0^\infty dk k^2 (f_{ik} - f_{\bar{i}k}), \quad (15)$$

where γ is the degeneracy factor for the spin degree of freedom ($\gamma = 2$), the quantum number s is replaced by the momentum k when we do the integration in the momentum space instead of the summation of eigenstates. The equations of meson fields can be written as

$$\sigma_0 = -\frac{g_\sigma}{m_\sigma^2} \sum_i \frac{\gamma}{2\pi^2} \int_0^\infty dk k^2 \frac{M^*}{\sqrt{k^2 + M^{*2}}} (f_{ik} + f_{\bar{i}k}) - \frac{1}{m_\sigma^2} (g_2 \sigma_0^2 + g_3 \sigma_0^3), \quad (16)$$

$$\omega_0 = \frac{g_\omega}{m_\omega^2} (n_p + n_n) - \frac{c_3}{m_\omega^2} \omega_0^3, \quad (17)$$

$$\rho_0 = \frac{g_\rho}{m_\rho^2} (n_p - n_n). \quad (18)$$

Here, n_p and n_n are the proton number density and neutron number density as defined in Eq.(15), and we denote $n_B = n_p + n_n$ as the baryon number density. We solve these equations self-consistently. The thermodynamical quantities are described in Ref.[11], and we just write the expressions here. The energy density of nuclear matter is given by

$$\begin{aligned} \epsilon = & \sum_i \frac{\gamma}{2\pi^2} \int_0^\infty dk k^2 \sqrt{k^2 + M^{*2}} (f_{ik} + f_{\bar{i}k}) + \frac{1}{2} m_\sigma^2 \sigma_0^2 + \frac{1}{3} g_2 \sigma_0^3 + \frac{1}{4} g_3 \sigma_0^4 \\ & + g_\omega \omega_0 (n_p + n_n) - \frac{1}{2} m_\omega^2 \omega_0^2 - \frac{1}{4} c_3 \omega_0^4 \\ & + g_\rho \rho_0 (n_p - n_n) - \frac{1}{2} m_\rho^2 \rho_0^2, \end{aligned} \quad (19)$$

the pressure of nuclear matter is given by

$$\begin{aligned}
p = & \sum_i \frac{\gamma}{6\pi^2} \int_0^\infty dk k^2 \frac{k^2}{\sqrt{k^2 + M^{*2}}} (f_{ik} + f_{\bar{i}k}) - \frac{1}{2} m_\sigma^2 \sigma_0^2 - \frac{1}{3} g_2 \sigma_0^3 - \frac{1}{4} g_3 \sigma_0^4 \\
& + \frac{1}{2} m_\omega^2 \omega_0^2 + \frac{1}{4} c_3 \omega_0^4 + \frac{1}{2} m_\rho^2 \rho_0^2,
\end{aligned} \tag{20}$$

and the entropy density is calculated by

$$s = \sum_i \frac{\gamma}{2\pi^2} \int_0^\infty dk k^2 [-f_{ik} \ln f_{ik} - (1 - f_{ik}) \ln (1 - f_{ik}) - f_{\bar{i}k} \ln f_{\bar{i}k} - (1 - f_{\bar{i}k}) \ln (1 - f_{\bar{i}k})]. \tag{21}$$

3 Thomas-Fermi approximation

In the range, $T < 15\text{MeV}$ and $\rho_B < 10^{14.2}\text{g/cm}^3$, where heavy nuclei may be formed in order to lower the free energy, we perform the Thomas-Fermi calculation based on the work done by Oyamatsu [9]. In this case, the non-uniform matter can be modeled as a mixture of free neutrons, free protons, alpha-particles, and a single species of heavy nuclei, while the leptons can be treated as uniform non-interacting particles separately. For the system with fixed proton fraction, the leptons play no role in the minimization of the free energy. Hence we mainly pay attention to baryon contribution in this calculation. Hereafter, we will not mention the leptons frequently, while we should keep in mind that there exists an uniform lepton gas existing everywhere.

We assume that each heavy spherical nucleus is located in the center of a charge-neutral cell consisting of a vapor of neutrons, protons and alpha-particles. The nuclei form the body-centered-cubic (BCC) lattice to minimize the Coulomb lattice energy. It is useful to introduce the Wigner-Seitz cell to simplify the energy of the unit cell. The Wigner-Seitz cell is a sphere whose volume is the same as the unit cell in the BCC lattice. We define the lattice constant a as the cubic root of the cell volume. Then, we have

$$V_{\text{cell}} = a^3 = N_B/n_B, \tag{22}$$

where N_B and n_B are the baryon number per cell and the average baryon number density, respectively. We calculate the Coulomb energy using this Wigner-Seitz approximation and add

a correction energy for the BCC lattice [9]. This correction energy is negligible unless the nuclear size is comparable to the cell size.

We assume the nucleon distribution functions $n_i(r)$ ($i = n$ for neutron, $i = p$ for proton) in the Wigner-Seitz cell as

$$n_i(r) = \begin{cases} (n_i^{in} - n_i^{out}) \left[1 - \left(\frac{r}{R_i}\right)^{t_i}\right]^3 + n_i^{out}, & 0 \leq r \leq R_i \\ n_i^{out}, & R_i \leq r \leq R_{cell} \end{cases}, \quad (23)$$

where r represents the distance from the center of the nucleus and R_{cell} is the radius of the Wigner-Seitz cell defined by the relation,

$$V_{cell} \equiv \frac{4\pi}{3} R_{cell}^3. \quad (24)$$

The density parameters n_i^{in} and n_i^{out} are the densities at $r = 0$ and $r \geq R_i$, respectively. The parameters R_i and t_i determine the boundary and the relative surface thickness of the heavy nucleus.

For the distribution function of alpha-particles $n_\alpha(r)$, which should decrease as r approaches the center of the heavy nucleus, we assume

$$n_\alpha(r) = \begin{cases} -n_\alpha^{out} \left[1 - \left(\frac{r}{R_p}\right)^{t_p}\right]^3 + n_\alpha^{out}, & 0 \leq r \leq R_p \\ n_\alpha^{out}, & R_p \leq r \leq R_{cell} \end{cases}, \quad (25)$$

which will give $n_\alpha(r = 0) = 0$ and $n_\alpha(r > R_p) = n_\alpha^{out}$. Here we use the same parameters R_p and t_p for both proton distribution function and alpha-particle distribution function in order to avoid too many parameters in the minimization procedure. The parameters R_n and t_n may be a little different from R_p and t_p due to the additional neutrons forming a neutron skin in the surface region. In order to illustrate these parameters, we show the distributions of nucleons and alpha-particles in Fig.1 for the case at $T = 10 \text{ MeV}$, $Y_p = 0.3$, and $\rho_B = 10^{13.5} \text{ g/cm}^3$. Here we define the baryon mass density as $\rho_B = m_u n_B$ with m_u being the atomic mass unit. For the system with fixed temperature T , proton fraction Y_p , and baryon mass density ρ_B , there are eight independent parameters in the ten variables; $a, n_n^{in}, n_n^{out}, R_n, t_n, n_p^{in}, n_p^{out}, R_p, t_p, n_\alpha^{out}$. The thermodynamically favorable state is the one that minimizes the free energy density with respect to these eight independent parameters.

In this model the free energy density contributed by baryons is given as

$$f = F_{cell} / a^3 = (E_{cell} - T S_{cell}) / a^3, \quad (26)$$

where the free energy per cell F_{cell} can be written as

$$F_{cell} = (E_{bulk} + E_s + E_C) - T S_{cell} = F_{bulk} + E_s + E_C. \quad (27)$$

The bulk energy E_{bulk} , entropy S_{cell} , and bulk free energy F_{bulk} are calculated by

$$E_{bulk} = \int_{cell} \epsilon(n_n(r), n_p(r), n_\alpha(r)) d^3r, \quad (28)$$

$$S_{cell} = \int_{cell} s(n_n(r), n_p(r), n_\alpha(r)) d^3r, \quad (29)$$

$$F_{bulk} = \int_{cell} f(n_n(r), n_p(r), n_\alpha(r)) d^3r. \quad (30)$$

Here $\epsilon(n_n(r), n_p(r), n_\alpha(r))$, $s(n_n(r), n_p(r), n_\alpha(r))$, and $f(n_n(r), n_p(r), n_\alpha(r))$ are the local energy density, entropy density, and free energy density at the radius r , where it can be considered as a mixed uniform matter of neutrons, protons, and alpha-particles. The local free energy density is given as the sum of the nucleon and alpha-particle contributions;

$$f(n_n(r), n_p(r), n_\alpha(r)) = f_N + f_\alpha, \quad (31)$$

where f_N and f_α are the contributions from nucleons and alpha-particles, respectively. We use the RMF theory to calculate the free energies of neutrons and protons when density is not extremely low ($n_n + n_p > 10^{-5} fm^{-3}$), while the classical ideal gas approximation is adopted at low density ($n_n + n_p < 10^{-5} fm^{-3}$). The connection between the RMF results and the ideal gas approximation is very smooth.

The alpha-particles are treated as non-interacting Boltzman particles, which is considered as a reasonable approximation because the number density of alpha-particles is not so large even though the average baryon density is high. The free energy density of alpha-particles is given by

$$f_\alpha = -T n_\alpha [\ln(8n_Q/n_\alpha) + 1] - n_\alpha B_\alpha, \quad (32)$$

where we have used the abbreviation $n_Q = \left(\frac{MT}{2\pi\hbar^2}\right)^{3/2}$, $B_\alpha = 28.3 MeV$ is the binding energy of an alpha-particle relative to free neutrons taken from Ref.[12]. We have to take into account the

volume of alpha-particle, otherwise the alpha-particle fraction will become some big number at high densities, where the alpha-particles should actually disappear. After we take into account the volume excluded by the alpha-particles, the free energy densities of nucleons and alpha-particles become,

$$f_N(n_n, n_p) = (1 - u)f_N(\tilde{n}_n, \tilde{n}_p), \quad (33)$$

$$f_\alpha(n_\alpha) = (1 - u)f_\alpha(\tilde{n}_\alpha), \quad (34)$$

where $u = n_\alpha v_\alpha$ is the fraction of space occupied by alpha-particles, the effective volume of an alpha-particle, $v_\alpha = 24fm^{-3}$, is taken from Ref.[12]. We denote the effective number density of neutrons ($i = n$), protons ($i = p$), or alpha-particles ($i = \alpha$) as $\tilde{n}_i = n_i/(1 - u)$. The inclusion of the volume excluded by the alpha-particles has negligible effect in the low density region, while it is necessary for the calculation at high density.

As for the surface energy term E_s due to the inhomogeneity of nucleon distribution, we take a simple form as,

$$E_s = \int_{cell} F_0 |\nabla (n_n(r) + n_p(r))|^2 d^3r. \quad (35)$$

The parameter $F_0 = 70 MeV \cdot fm^5$ is determined by doing the Thomas-Fermi calculations of finite nuclei so as to reproduce the gross properties of nuclear mass, charge radii and the beta stability line as described in the appendix in Ref.[9].

The Coulomb energy per cell E_C is calculated using the Wigner-Seitz approximation and add a correction term for the BCC lattice [9]

$$E_C = \frac{1}{2} \int_{cell} e [n_p(r) + 2n_\alpha(r) - n_e] \phi(r) d^3r + \Delta E_C, \quad (36)$$

where $\phi(r)$ stands for the electrostatic potential calculated in the Wigner-Seitz approximation, n_e is the electron number density of uniform electron gas ($n_e = Y_p n_B$), ΔE_C is the correction term for the BCC lattice, which can be approximated as

$$\Delta E_C = C_{BCC} \frac{(Z_{non}e)^2}{a}, \quad (37)$$

here a is the lattice constant as defined in Eq.(22), the coefficient $C_{BCC} = 0.006562$ is taken from Ref.[9], Z_{non} is the non-uniform part of the charge number per cell given by

$$Z_{non} = \int_0^{R_p} (n_p^{in} - n_p^{out} - 2n_\alpha^{out}) \left[1 - \left(\frac{r}{R_p} \right)^{t_p} \right]^3 4\pi r^2 dr. \quad (38)$$

Because of the long-range nature of the Coulomb interaction, the Coulomb energy will depend on the lattice type. This dependence was discussed in more details in Ref.[9]. The system prefers the BCC lattice because the BCC lattice gives the lowest Coulomb energy.

4 Equation of state of nuclear matter

We construct the EOS table of nuclear matter in the wide ranges of the temperature T , proton fraction Y_p , and baryon mass density ρ_B as listed in Table 2 for the use of supernova simulations, and we also add the results for zero temperature case ($T = 0$) and pure neutron matter case ($Y_p = 0$). The physical quantities we provide in the table and their definitions are described in Appendix A. The leptons can be considered as uniform non-interacting particles, which are relatively easy to deal with, so we provide the baryon part of EOS without the lepton contributions in this table.

For each T , Y_p , and ρ_B , we have to determine the thermodynamically favorable state of nuclear matter, which has the lowest free energy in this model. We perform the minimization of the free energy for both non-uniform matter and uniform matter. Here the phase of heavy nuclei formed together with free nucleons and alpha-particles is referred to as non-uniform matter while the phase of nucleons mixed with alpha-particles without heavy nuclei is referred to as uniform matter. For non-uniform matter, the minimization procedure is realized by using the Thomas-Fermi method, which includes eight independent parameters as described in Sect.3. For uniform matter, we do the minimization with respect to converting two protons and two neutrons into an alpha-particle, so there is only one independent parameter in this minimization procedure. By comparing the free energies of the non-uniform matter and uniform matter, we determine the most favorable state of nuclear matter at this T , Y_p , and ρ_B .

We discuss first the phase transition between uniform matter and non-uniform matter. The phase transition at zero temperature has been discussed in Ref.[10], which does not change after including alpha-particle, because both the proton fraction and the alpha-particle fraction at zero temperature are equal to zero. In Fig.2, we show the phase boundary dependent on the temperature T at $Y_p = 0.01, 0.1, 0.2$, and 0.4 . The solid curve is the boundary of non-uniform matter phase where the heavy nuclei are formed so that the heavy nucleus fraction is more

than zero denoted by $X_A > 0$. The dashed curve is the boundary where the alpha-particle fraction changes between $X_\alpha < 10^{-4}$ and $X_\alpha > 10^{-4}$. The definitions of X_A and X_α are given in Appendix A. At low density, the thermodynamically favorable state is homogeneous nucleon gas with a small fraction of alpha-particles, the heavy nuclei are formed at some medium densities where the system can lower the free energy by forming heavy nuclei, then it becomes uniform matter as density increases beyond $\rho_B \sim 10^{14.2}g/cm^3$. It is seen in this figure that the density where the non-uniform matter phase appears depends on the temperature very strongly, while the density where the non-uniform matter phase disappears is nearly independent of the temperature. As temperature increases, the density range of the non-uniform matter phase becomes narrower. The non-uniform matter phase disappears completely at high temperature. In Fig.3, we show the phase boundary dependent on the proton fraction Y_p at $T = 0, 1, 5$, and $10MeV$, this dependence is relatively weak except at very low Y_p limit. The non-uniform matter phase disappears at lower temperature with a small Y_p because it is difficult to form heavy nuclei with a small proton number.

We plot in Fig.4 the fractions of neutrons, protons, alpha-particles, and heavy nuclei as functions of the baryon mass density ρ_B at $Y_p = 0.2$ with various temperatures. The alpha-particle fraction X_α increases as baryon mass density ρ_B increases, but the formation of heavy nuclei brings rapid drops for the alpha-particle fraction and the nucleon fractions, because the heavy nuclei use up most of the nucleons. From this figure, we can find the alpha-particle fraction becomes smaller as the temperature increases.

In Figures 5a and 5b, we display the nuclear mass number A and the proton number Z as defined in Appendix A as a function of the baryon mass density ρ_B with various proton fraction Y_p at $T = 1MeV$. Both A and Z increase sharply before the phase transition. The nucleus becomes larger before the system turns into the uniform matter phase. This behavior is similar to the zero temperature case in Ref.[10].

We treat the uniform matter and non-uniform matter consistently using the same RMF theory. Hence, all the resulting thermodynamical quantities are consistent and smooth in the whole range. Fig.6 shows the free energy per baryon F as a function of the baryon mass density ρ_B with various Y_p at $T = 0, 1, 5$ and $10MeV$. In the low density and finite temperature range,

the free energy is not significantly altered by variation in Y_p , because the interaction between nucleons is very weak at low density. The inclusion of alpha-particles can reduce the free energy just before the formation of heavy nuclei where the alpha-particle fraction is some significant number as shown in Fig.4, so that the inclusion of alpha-particles can make the phase transition smoother.

The pressure is calculated from F through the following thermodynamical relation,

$$p = \left[n_B^2 (\partial F / \partial n_B) \right]_{T, Y_p}. \quad (39)$$

We show in Fig.7 the pressure as a function of ρ_B with various Y_p at $T = 0, 1, 5$ and $10 MeV$. At low density and finite temperature, the pressure is mainly provided by the thermal pressure, which is proportional to the particle number density. When the alpha-particle fraction is a small number, the pressure is almost equal to $n_B T$ and independent of Y_p . Just before the formation of heavy nuclei, the pressure curve shows some weak dependence on Y_p due to the increase of X_α , then a sharp drop happens due to the formation of heavy nuclei. For high Y_p , the pressure drops to the negative area. The pressure drop in the non-uniform matter phase has a strong Y_p dependence. In high density region, all curves come back to the positive area, and have a rapid rise as the density increases. The behavior of the pressure at high density is determined predominantly by the contribution of the vector meson ω and isovector-vector meson ρ as discussed in the Refs.[10, 13].

In Fig.8, we show the results of the entropy per baryon as a function of ρ_B with various Y_p at $T = 0.1, 1, 5$ and $10 MeV$. The effects of the alpha-particles and heavy nuclei are clearly shown in the case of $T = 1 MeV$, the drops around $10^8 g/cm^3$ are due to the increase of the alpha-particle fraction, while the drops around $10^{10} g/cm^3$ are due to the formation of heavy nuclei. In the case of $T = 0.1 MeV$, the non-uniform matter phase appears beyond the lowest density limit, so the entropy has a strong Y_p dependence due to the formation of heavy nuclei. On the other hand, the free gases outside heavy nuclei become dominant compositions of nuclear matter at high temperature, then the effect of the formation of heavy nuclei is weakened as the temperature increases.

The properties of the EOS for neutron star matter were discussed in details in Ref.[10]. The neutron star masses and profiles using this EOS were shown and compared with other EOS in

the same reference. The properties of the EOS for hot dense matter in supernova core including leptons were discussed in Ref.[13].

5 Conclusions and discussions

The relativistic EOS of nuclear matter is designed for the use of supernova simulations in the wide temperature and density range with various proton fractions as listed in Table 2. We have adopted the RMF theory with the non-linear σ and ω terms, which was demonstrated to be successful in describing the properties of both stable and unstable nuclei as well as reproducing the self-energies in the RBHF theory. We have worked out consistent calculations for uniform matter and non-uniform matter within the RMF theory. The Thomas-Fermi approximation is adopted to describe inhomogeneous nuclear matter, which can be modeled as a mixture of free neutrons, free protons, alpha-particles, and a single species of heavy nuclei. The inclusion of alpha-particles has significant effect around the formation of heavy nuclei and make the phase transition smoother.

The relativity plays an essential role in describing the nuclear saturation and the nuclear structure [1], it also brings some distinctive properties in the EOS comparing with the case in the non-relativistic framework [10, 13]. Therefore, it is very interesting and important to study the astrophysical phenomena such as supernova explosion and the birth of neutron stars using the relativistic EOS through extensive comparison with the previous studies using the non-relativistic EOS.

Acknowledgment

H.S. acknowledges the COE program for enabling her to stay at RCNP-Osaka, where this work was carried out. H.S. is grateful for the hospitality during her 10 months stay at RCNP, where fruitful discussions are made with the colleagues. We would like to thank H.Suzuki and S.Yamada for helpful suggestions and fruitful discussions. A large portion of the present calculation has been done using the supercomputers SX4 at RCNP and VPP500 at RIKEN.

Appendix A

We list the definitions of the physical quantities tabulated in the EOS table

- (0) temperature: T [MeV]

The temperature T is written at the beginning of each block in the table, while we use mark 'ccccccc' to divide blocks with different T .

- (1) logarithm of baryon mass density: $\log_{10}(\rho_B)$ [g/cm^3]

- (2) baryon number density: n_B [fm^{-3}]

The baryon number density is related to the baryon mass density as $\rho_B = m_u n_B$ with $m_u = 931.49432 MeV$ being the atomic mass unit taken from Ref.[14].

- (3) logarithm of proton fraction: $\log_{10}(Y_p)$

The proton fraction Y_p of uniform matter is defined by

$$Y_p = \frac{n_p + 2n_\alpha}{n_B} = \frac{n_p + 2n_\alpha}{n_n + n_p + 4n_\alpha} \quad (40)$$

where n_p is the proton number density, n_n is the neutron number density, n_α is the alpha-particle number density, and n_B is the baryon number density.

For non-uniform matter case, Y_p is the average proton fraction defined by

$$Y_p = \frac{N_p}{N_B} \quad (41)$$

where N_p is the proton number per cell, N_B is the baryon number per cell;

$$N_p = \int_{cell} [n_p(r) + 2n_\alpha(r)] d^3r, \quad (42)$$

$$N_B = \int_{cell} [n_n(r) + n_p(r) + 4n_\alpha(r)] d^3r, \quad (43)$$

$n_p(r)$ and $n_n(r)$ are the proton and neutron density distribution function given in Eq.(23), $n_\alpha(r)$ is the alpha-particle density distribution function given in Eq.(25).

- (4) proton fraction: Y_p

- (5) free energy per baryon: F [MeV]

The free energy per baryon is defined as relative to the free nucleon mass $M = 938.0MeV$ in TM1 parameter set as

$$F = \frac{f}{n_B} - M. \quad (44)$$

- (6) internal energy per baryon: E_{int} [MeV]

The internal energy per baryon is defined as relative to the atomic mass unit m_u as

$$E_{int} = \frac{\epsilon}{n_B} - m_u. \quad (45)$$

- (7) entropy per baryon: S [k_B]

The entropy per baryon is related to the entropy density via

$$S = \frac{s}{n_B}. \quad (46)$$

- (8) mass number of heavy nucleus: A

The mass number of heavy nucleus is defined by

$$A = \int_0^{R_A} [n_n(r) + n_p(r)] 4\pi r^2 dr, \quad (47)$$

where $n_n(r)$ and $n_p(r)$ are the density distribution functions in the Thomas-Fermi approximation as given in Eq.(23), R_A is the maximum between R_p and R_n , which is considered as the boundary of the heavy nucleus.

- (9) charge number of heavy nucleus: Z

The charge number of heavy nucleus is defined by

$$Z = \int_0^{R_A} n_p(r) 4\pi r^2 dr, \quad (48)$$

- (10) effective mass: M^* [MeV]

The effective mass is obtained in the RMF theory for uniform matter. In non-uniform matter case, the effective mass is a function of space due to inhomogeneity of nucleon distribution, so it is meaningless to list the effective mass for non-uniform matter. We replace the effective mass M^* by the free nucleon mass M in the non-uniform matter phase.

- (11) free neutron fraction: X_n

The free neutron fraction is given by

$$X_n = (n_n^{out} V^{out}) / (n_B V_{cell}) \quad (49)$$

where V_{cell} is the cell volume as defined in Eq.(22), $V^{out} = V_{cell} - \frac{4\pi}{3} R_A^3$ is the volume outside heavy nucleus, n_n^{out} is the free neutron number density outside heavy nucleus, while n_B is the average baryon number density.

- (12) free proton fraction: X_p

The free proton fraction is given by

$$X_p = (n_p^{out} V^{out}) / (n_B V_{cell}) \quad (50)$$

with n_p^{out} is the free proton number density outside heavy nucleus.

- (13) alpha-particle fraction: X_α

The alpha-particle fraction is defined by

$$X_\alpha = 4N_\alpha / (n_B V_{cell}) \quad (51)$$

where N_α is the alpha-particle number per cell obtained by

$$N_\alpha = \int_{cell} n_\alpha(r) d^3r, \quad (52)$$

$n_\alpha(r)$ is the alpha-particle density distribution function given in Eq.(25).

- (14) heavy nucleus fraction: X_A

The heavy nucleus fraction is defined by

$$X_A = A / (n_B V_{cell}) \quad (53)$$

where A is the mass number of heavy nucleus as defined in Eq.(47).

- (15) pressure: p [MeV/fm³]

The pressure is calculated through the following thermodynamical relation

$$p = \left[n_B^2 (\partial F / \partial n_B) \right]_{T, Y_p} \quad (54)$$

- (16) chemical potential of neutron: $\mu_n [MeV]$

The chemical potential of neutron relative to the free nucleon mass M is calculated through the thermodynamical relation

$$\mu_n = [\partial(n_B F)/\partial n_n]_{T, n_p} \quad (55)$$

here $n_n = (1 - Y_p) n_B$.

- (17) chemical potential of proton: $\mu_p [MeV]$

The chemical potential of proton relative to the free nucleon mass M is calculated through the thermodynamical relation

$$\mu_p = [\partial(n_B F)/\partial n_p]_{T, n_n} \quad (56)$$

here $n_p = Y_p n_B$.

We have done the following check for the EOS table,

- (1) the consistency of the thermodynamical quantities,

$$F + \frac{p}{n_B} = \mu_n(1 - Y_p) + \mu_p Y_p, \quad (57)$$

- (2) the consistency of the fractions,

$$X_n + X_p + X_\alpha + X_A = 1, \quad (58)$$

- (3) the consistency of the relation between F , E_{int} , and S ,

$$F = E_{int} - TS + m_u - M. \quad (59)$$

Generally these consistency relations can be satisfied within the accuracy of 0.001. Physical constants to convert units are taken from Ref.[14].

References

- [1] R.Brockmann and R.Machleidt, Phys. Rev. **C42**, (1990) 1965.
- [2] R.Brockmann and H.Toki, Phys. Rev. Lett. **68** (1992) 3408.

- [3] Y.Sugahara and H.Toki, Nucl. Phys. **A579** (1994) 557.
- [4] H.Shen, Y.Sugahara, and H.Toki, Phys. Rev. **C55** (1997) 1211.
- [5] D.Hirata, K.Sumiyoshi, I.Tanihata, Y.Sugahara, T.Tachibana and H.Toki, Nucl. Phys. **A616** (1997) 438c.
- [6] D.Hirata, H.Toki, and I.Tanihata, Nucl. Phys. **A589** (1995) 239.
- [7] D.Hirata, K.Sumiyoshi, B.V.Carlson, H.Toki, I.Tanihata, Nucl. Phys. **A609** (1996) 131.
- [8] Z.Y.Ma, H.Toki, B.Q.Chen, and N. Van Giai, Prog. Theor. Phys. **98** (1997) 917.
- [9] K.Oyamatsu, Nucl. Phys. **A561** (1993) 431.
- [10] H.Shen, H.Toki, K.Oyamatsu, and K.Sumiyoshi, Nucl. Phys. (1998) in press (nucl-th/9805035).
- [11] B.D. Serot and J.D. Walecka, Adv. Nucl. Phys. **16** (1986) 1.
- [12] J.M.Lattimer and F.D.Swesty, Nucl. Phys. **A535** (1991) 331.
- [13] K.Sumiyoshi, H.Kuwabara, and H.Toki, Nucl. Phys. **A581** (1995) 725.
- [14] Physical Constants, Phys. Rev. **D50** (1994) 1233.

Figure captions

Fig.1. The distributions of neutrons, protons, and alpha-particles in the Wigner-Seitz cell at $T = 10\text{MeV}$, $Y_p = 0.3$, and $\rho_B = 10^{13.5}\text{g/cm}^3$ are plotted by solid curve, dashed curve, and dot-dashed curve, respectively. In order to show the alpha-particle distribution clearly, we enlarge it by a factor 10. The parameters n_i^{in} , n_i^{out} , R_i and t_i of the density distributions are defined in Eqs.(23) and (25), while R_{cell} represents the radius of spherical Wigner-Seitz cell.

Fig.2. The phase diagrams of the nuclear matter at $Y_p = 0.01, 0.1, 0.2$, and 0.4 in $\rho_B - T$ plane. X_α and X_A are alpha-particle fraction and heavy nucleus fraction, respectively.

The regions denoted by $X_A > 0$ correspond to the non-uniform matter phase. The solid curves show the boundary between the non-uniform matter phase and uniform matter phase, while dashed curves show the boundary where the alpha-particle fraction changes between $X_\alpha < 10^{-4}$ and $X_\alpha > 10^{-4}$.

Fig.3. The phase diagrams of the nuclear matter at $T = 0, 1, 5,$ and $10MeV$ in $\rho_B - Y_p$ plane. The notations of X_α, X_A and the boundary curves are the same as those in Fig.2.

Fig.4. The neutron fraction X_n (dotted curve), proton fraction X_p (dot-dashed curve), alpha-particle fraction X_α (dashed curve), and heavy nucleus fraction X_A (solid curve) as functions of the baryon mass density ρ_B at $Y_p = 0.2$ with $T = 0, 1, 5,$ and $10MeV$.

Fig.5a. The nuclear mass number A as a function of the baryon mass density ρ_B with the proton fraction $Y_p = 0.1, 0.2, 0.3, 0.4,$ and 0.5 at $T = 1MeV$.

Fig.5b. The nuclear proton number Z as a function of the baryon mass density ρ_B with the proton fraction $Y_p = 0.1, 0.2, 0.3, 0.4,$ and 0.5 at $T = 1MeV$.

Fig.6. The free energy per baryon as a function of the baryon mass density ρ_B with the proton fraction $Y_p = 0.01, 0.1, 0.2, 0.3, 0.4,$ and 0.5 at $T = 0, 1, 5,$ and $10MeV$.

Fig.7. The pressure as a function of the baryon mass density ρ_B with the proton fraction $Y_p = 0.01, 0.1, 0.2, 0.3, 0.4,$ and 0.5 at $T = 0, 1, 5,$ and $10MeV$.

Fig.8. The entropy per baryon as a function of the baryon mass density ρ_B with the proton fraction $Y_p = 0.01, 0.1, 0.2, 0.3, 0.4,$ and 0.5 at $T = 0.1$ and $1MeV$, and with $Y_p = 0.01$ and 0.5 at $T = 5$ and $10MeV$.

Table 1: The parameter set TM1 for the lagrangian

Parameter	TM1
M [MeV]	938.0
m_σ [MeV]	511.19777
m_ω [MeV]	783.0
m_ρ [MeV]	770.0
g_σ	10.02892
g_ω	12.61394
g_ρ	4.63219
g_2 [fm^{-1}]	-7.23247
g_3	0.61833
c_3	71.30747

Table 2: The ranges of the temperature T , proton fraction Y_p , and baryon mass density ρ_B in the EOS table. The numbers of grid points in the ranges are also listed. Note that the cases of $T = 0$ and $Y_p = 0$ are covered with the listed ranges of the other parameters.

Parameter	Minimum	Maximum	Grids
$\log_{10}(T)$ [MeV]	-1.00	2.00	31
$\log_{10}(Y_p)$	-2.00	-0.25	71
$\log_{10}(\rho_B)$ [g/cm^3]	5.10	15.40	104

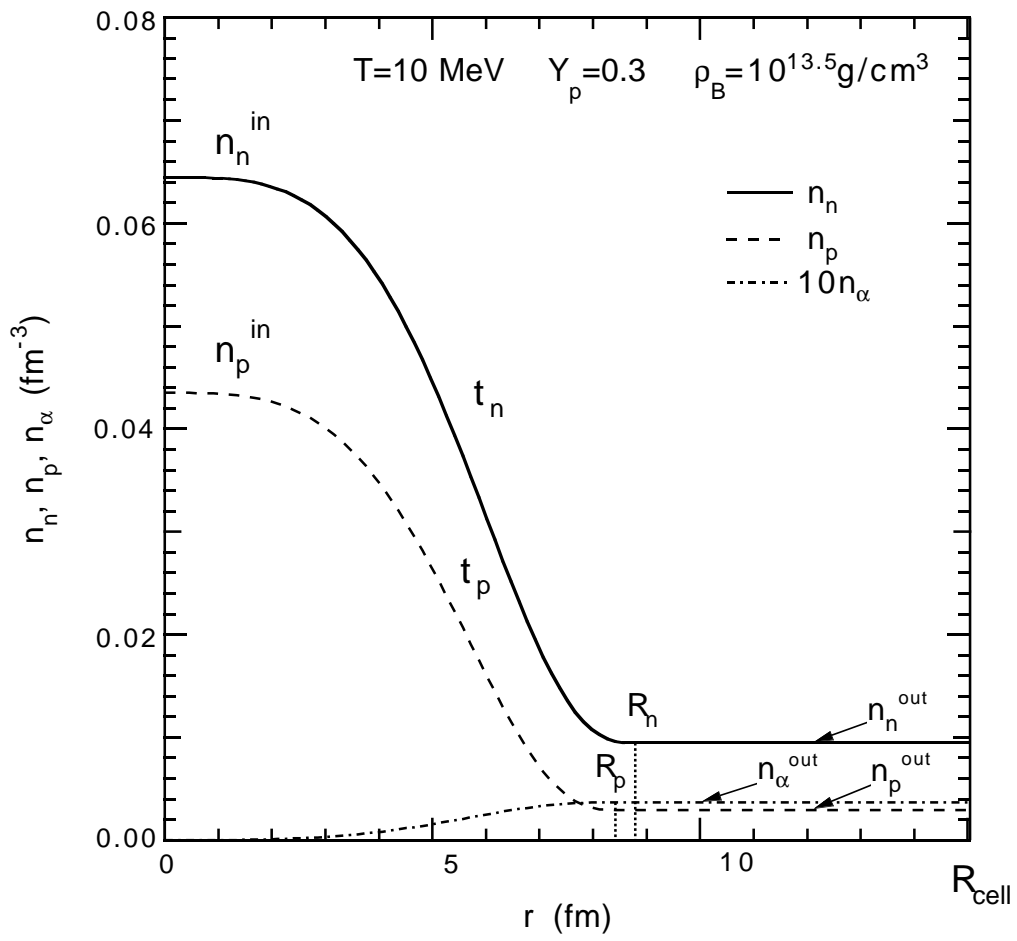


Fig.1

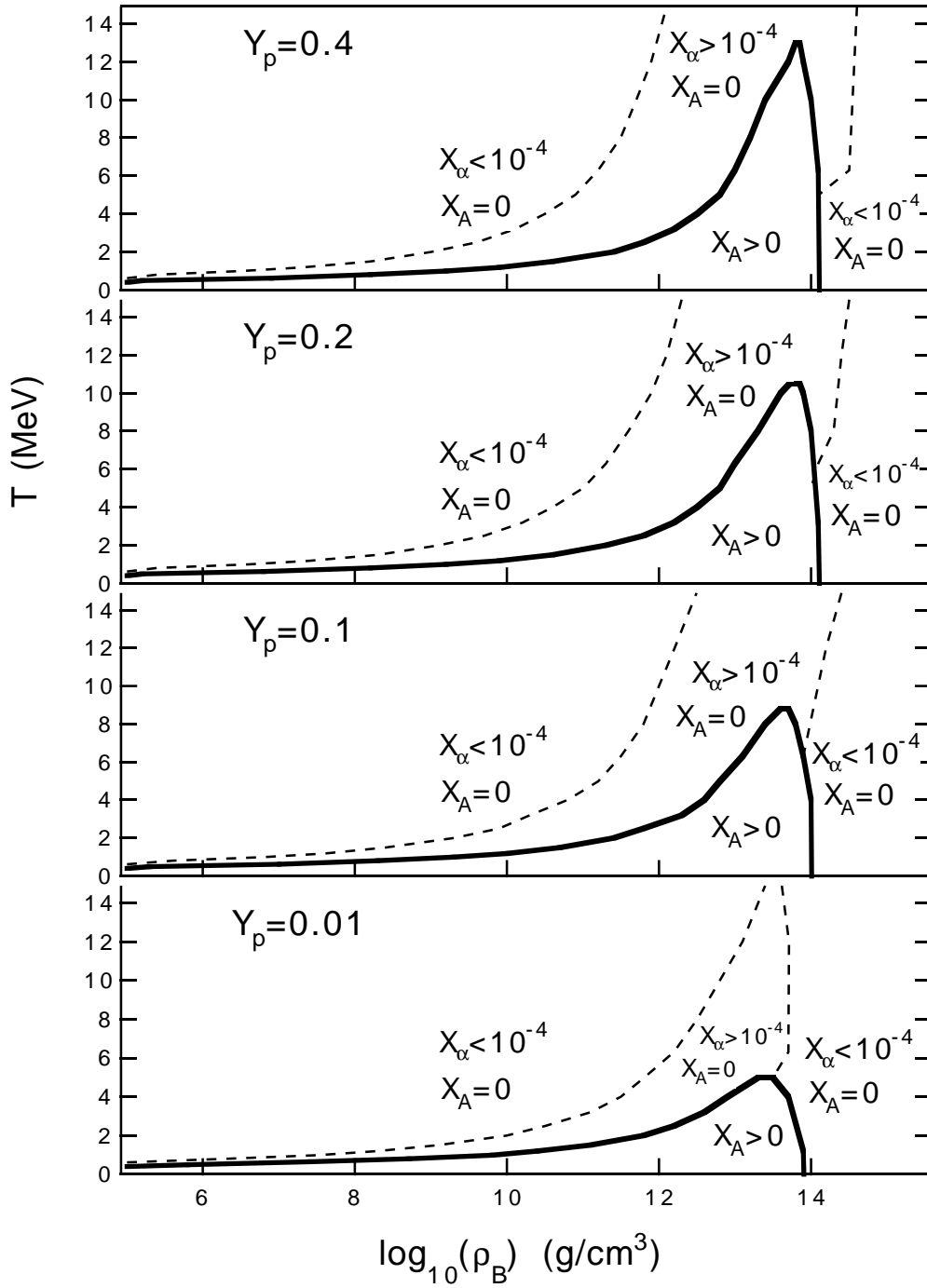


Fig.2

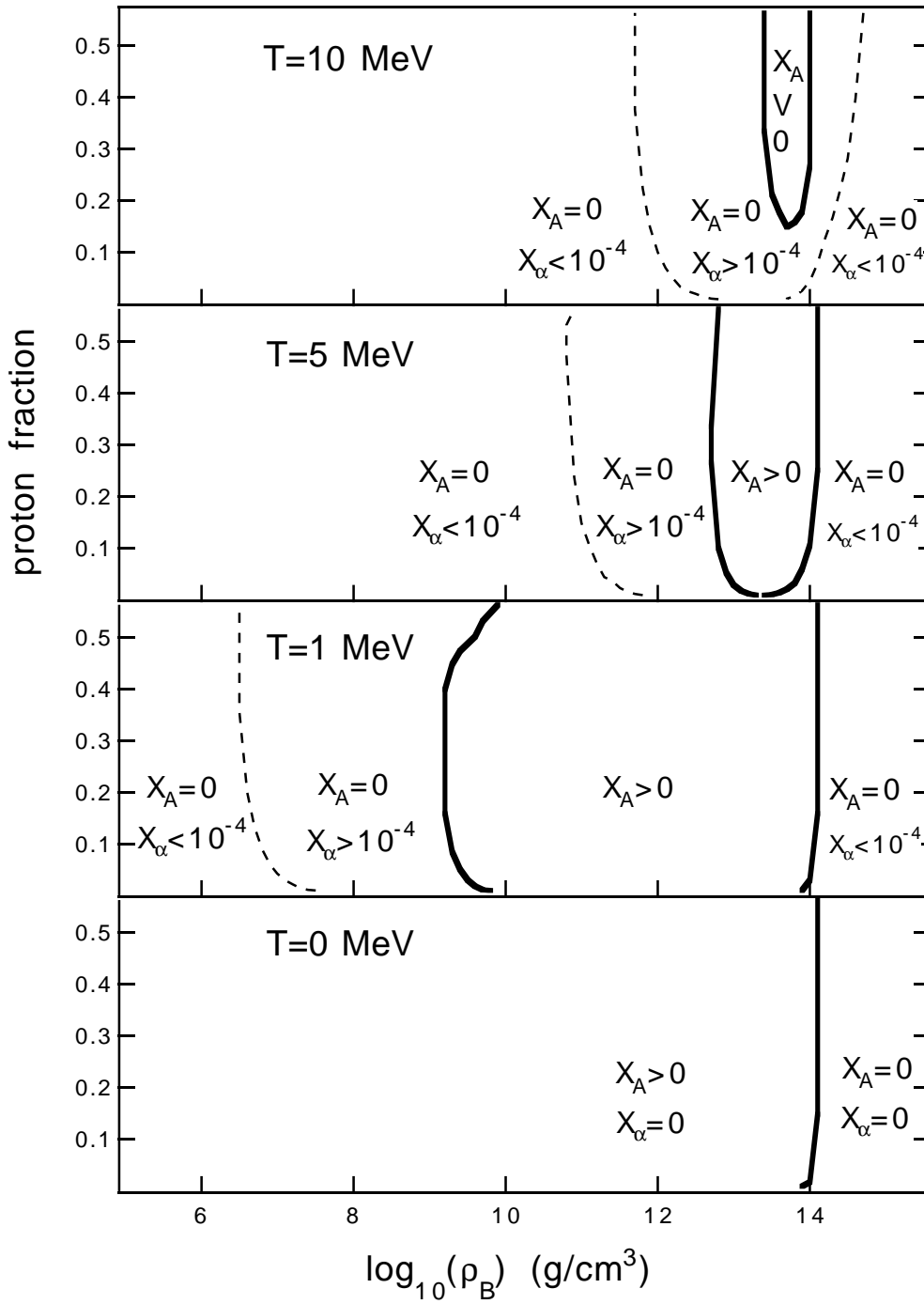


Fig.3

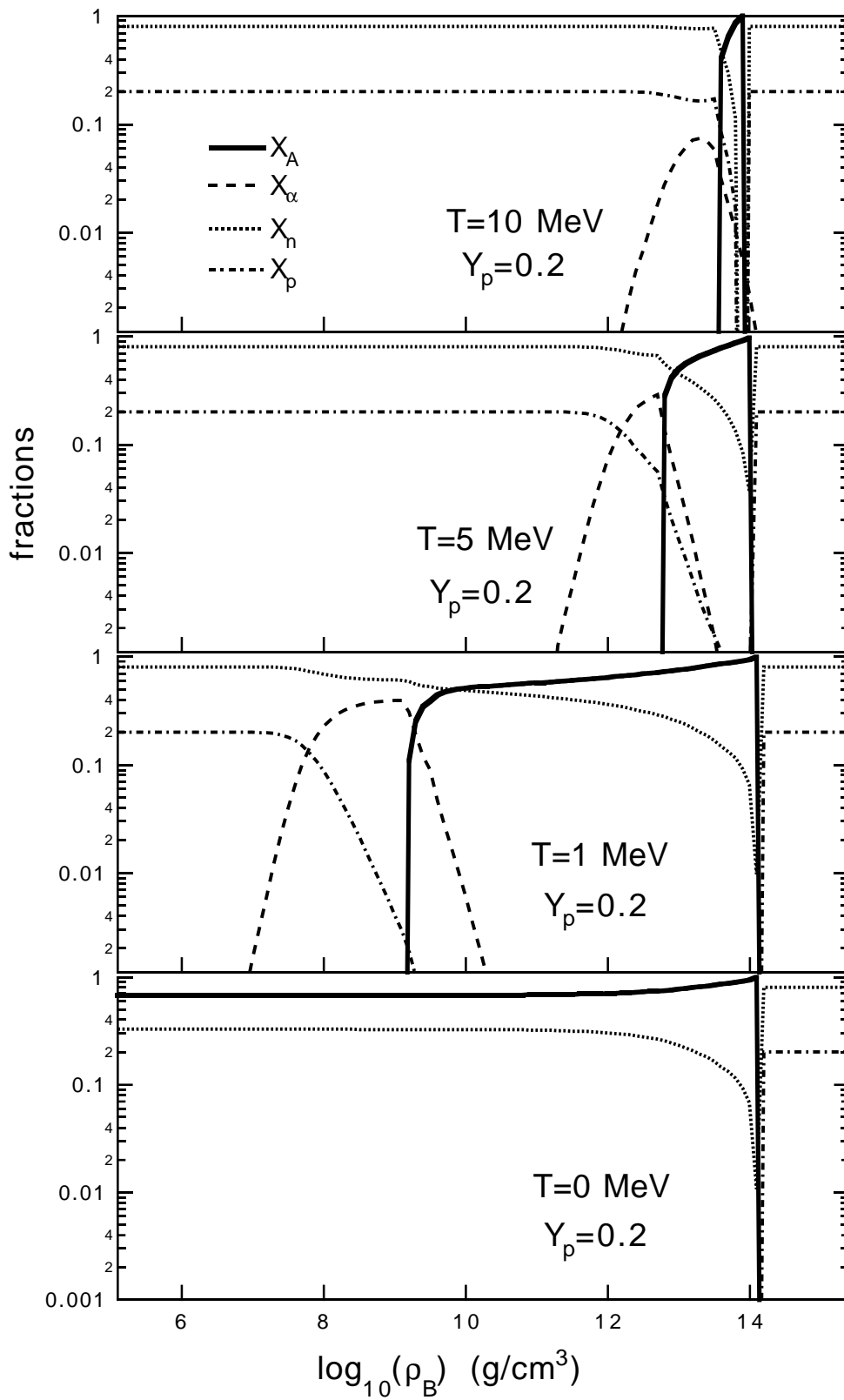


Fig.4

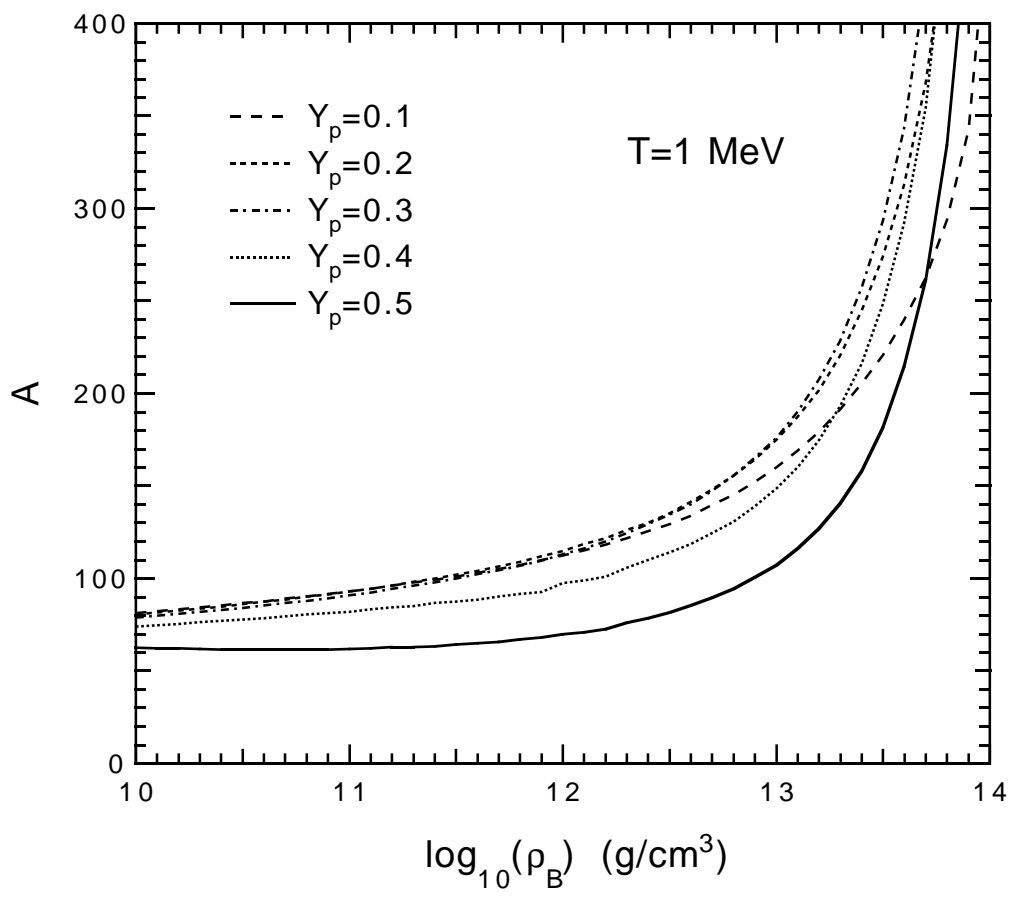


Fig.5a

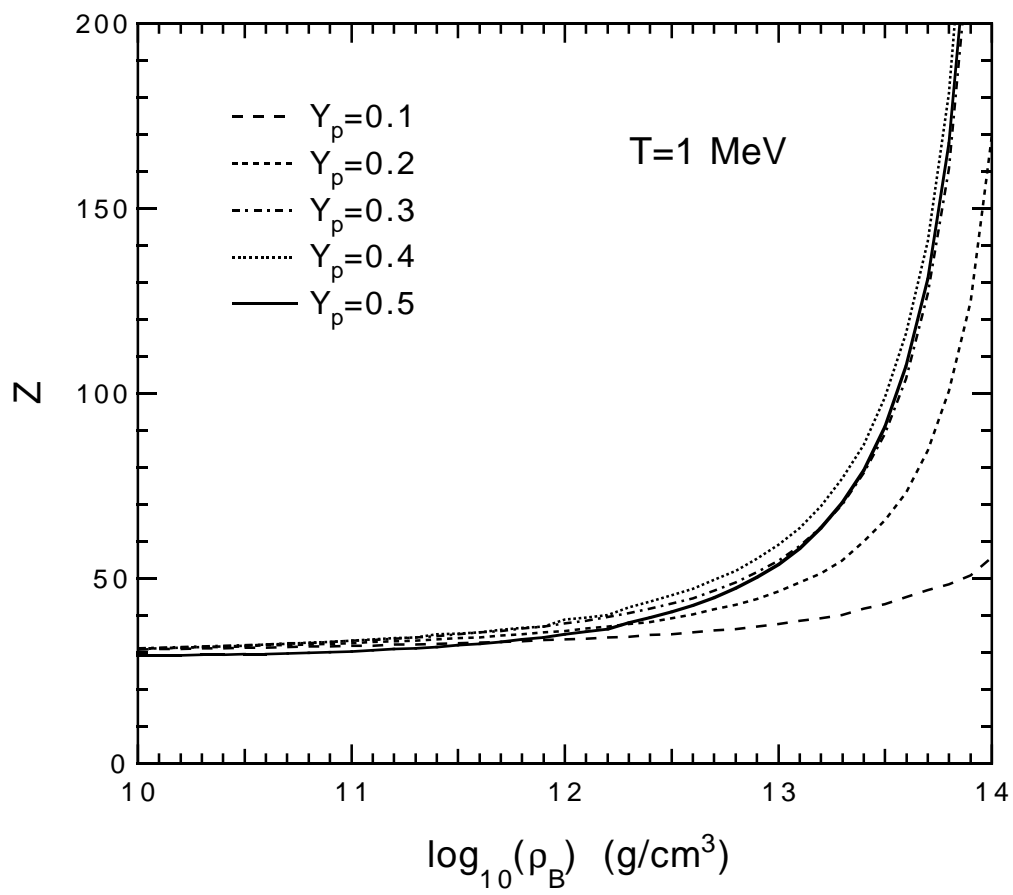


Fig.5b

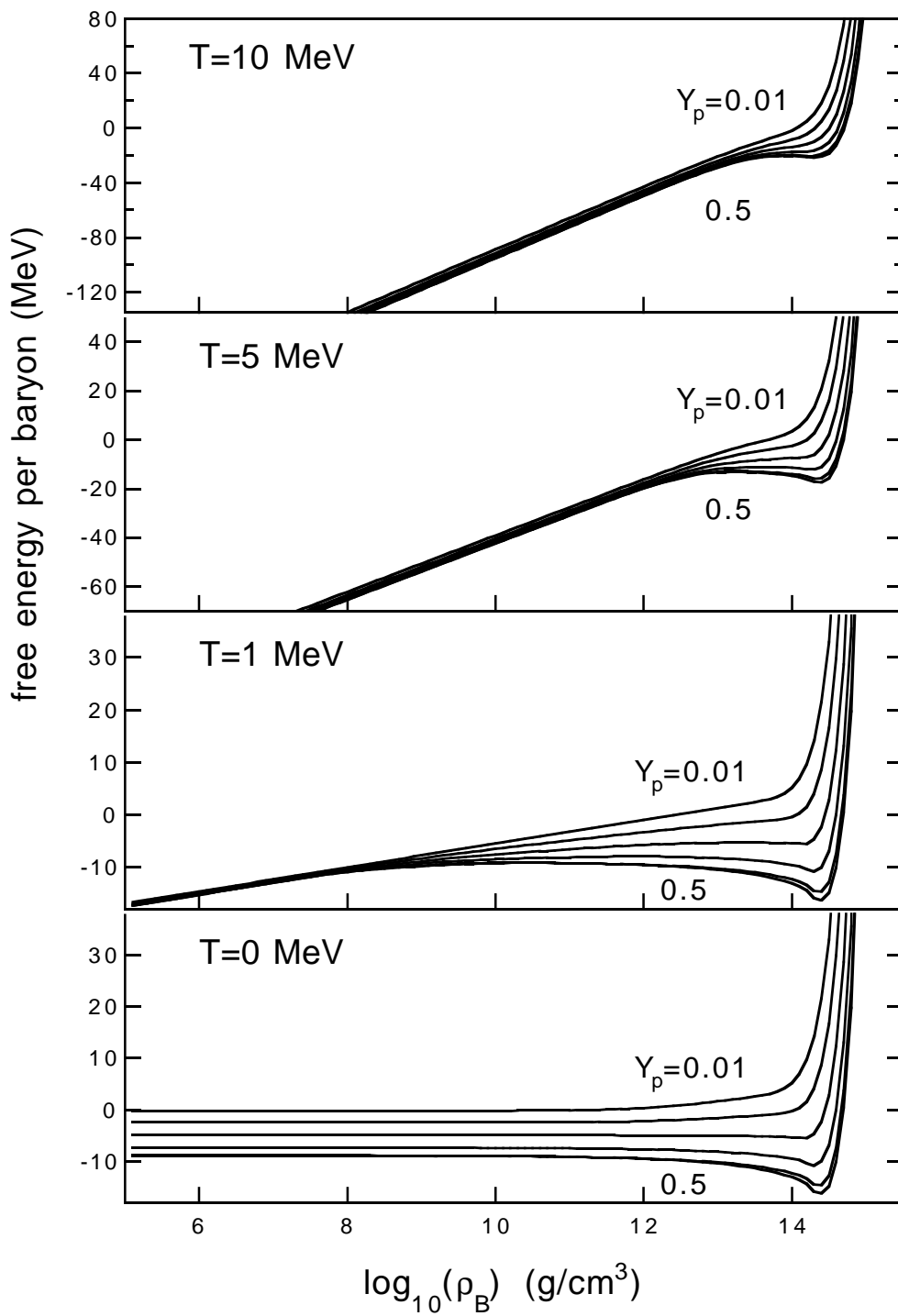


Fig.6

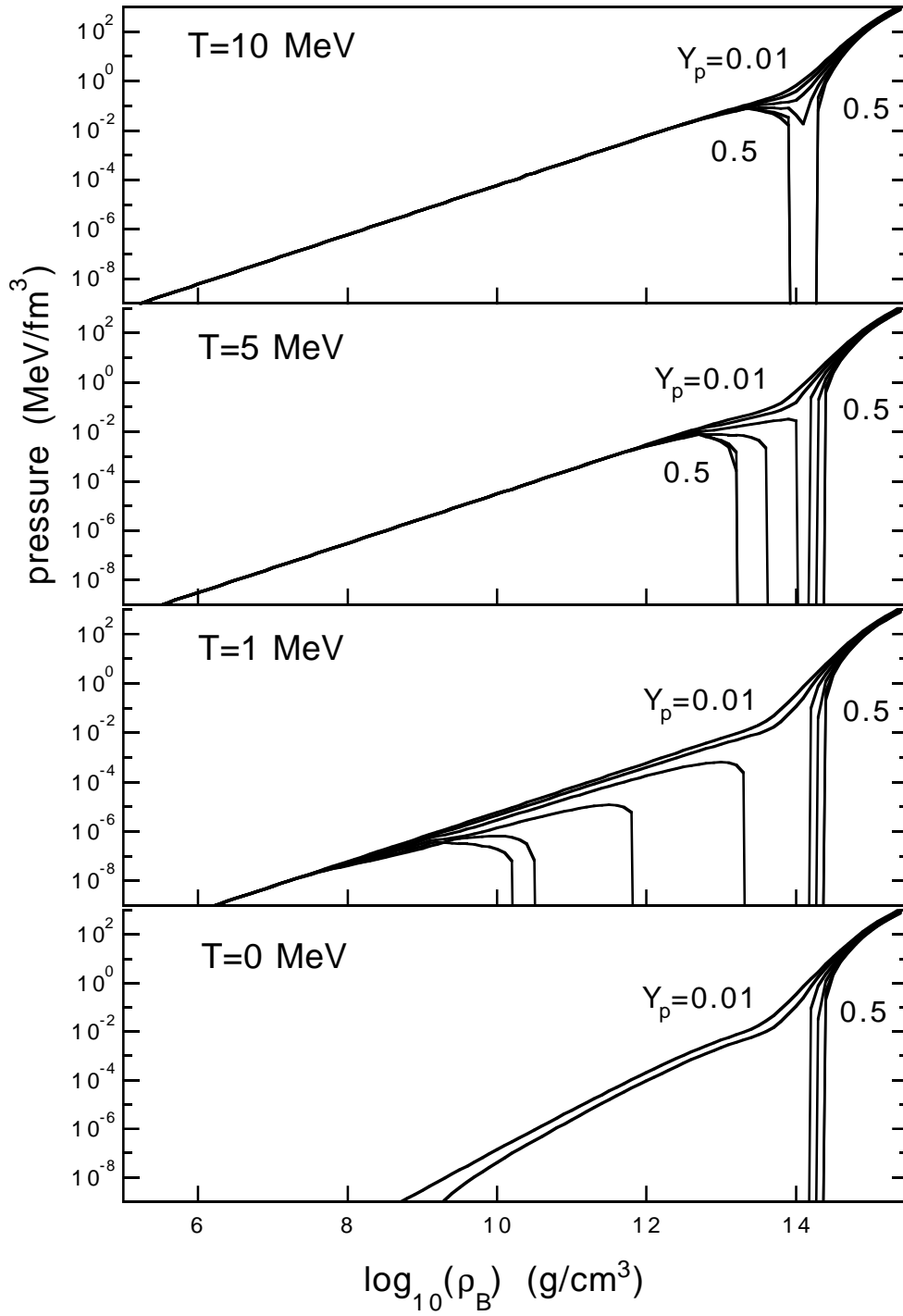


Fig.7

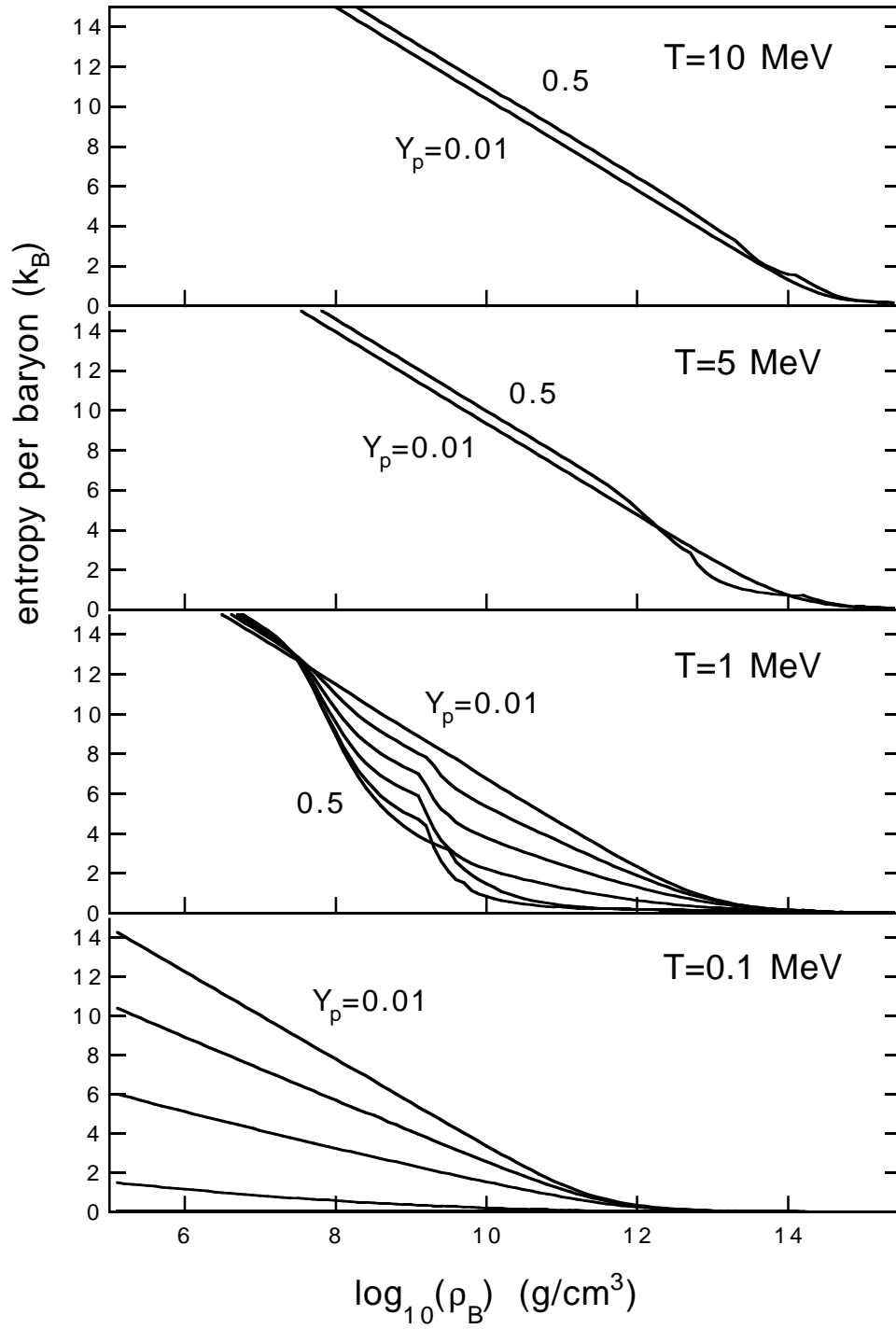


Fig.8