

Coherent Pion Pairs from Heavy-Ion Collisions

Scott Pratt and Kevin Haglin

Department of Physics and Astronomy and National Superconducting Cyclotron Laboratory,

Michigan State University, East Lansing, MI 48824-1321, USA

(October 22, 2018)

Abstract

The degree to which a nucleus can act as a source for coherent pion pairs is investigated for intermediate-energy heavy-ion collisions. Creation through both isovector and isoscalar channels is considered. Two experimental signals are proposed for evidence of two-pion coherent production, two-pion enhancement and the focusing of outgoing pions along the beam axis.

From a variety of perspectives, coherent pion emission has attracted a great deal of attention. Purely theoretical issues regarding coherent sources [1,2] have been investigated, as well as in the context of disoriented chiral condensates, CENTAURO cosmic ray phenomenology [3,4], and subthreshold pion emission of single pions [5–9]. The difficulty in physically justifying coherent pion sources stems from the facts that pions are pseudoscalars and that they carry isospin. Thus a classical source needs to have the same characteristics. It is acceptable to treat quantities such as the electric field of an ion or the nuclear mean field as classical entities. However, operators which carry conserved quantities like charge or angular momentum should either be treated as transition operators, or should be considered only in the context of higher order fluctuations [5] and correlations [4]. Such considerations are difficult to consistently incorporate in theoretical models. The goal of this paper is to explore the coherent emission of pion pairs, which can indeed have a coupling to either the net baryon density (through the σ channel), or to the neutron excess of a nucleus (through the ρ channel).

For either channel we will work with an effective four-point coupling of the pions to the nucleons, which will be translated as a coupling to the appropriate density $j(x)$ in the following form.

$$\mathcal{L}_{\text{eff}} = j(x)\mathcal{M}(k_1, k_2, n)\vec{\pi} \cdot \vec{\pi}, \quad (1)$$

where n^μ is a unit four vector representing the rest frame of the matter, $j(x)$ represents the density in the frame of the matter, and k_1 and k_2 denote the momenta of the outgoing pions.

Given \mathcal{L}_{eff} , one can find the two-pion emission probability:

$$\frac{dN}{d^3k_1 d^3k_2} = \frac{1}{(2\pi)^6 2E_1 2E_2} \left| \int d^4x \mathcal{M}(k_1, k_2, n) j(x) e^{i(k_1+k_2)\cdot x} \right|^2 \quad (2)$$

First, we consider the isoscalar channel. At low momentum, isoscalar pion pairs do not couple to nuclear matter due to chiral symmetry [10,11], which is demonstrated by the extremely small pion-nucleon scattering length. However, p-wave couplings of pions to nucleons is strong [12]:

$$\mathcal{L}_{\pi\mathcal{N}} = \frac{f}{m_\pi} \bar{\psi}_N \gamma^\mu \gamma^5(\vec{\tau}) \psi_N \cdot \partial_\mu \vec{\pi}, \quad (3)$$

$$\frac{f^2}{4\pi} = 0.08$$

Drawing a graph with two such vertices (See Fig. 1), and making the approximation that the mass of the nucleon is large compared to the pion mass and that the motion of the baryons is nonrelativistic, one derives an effective four-point coupling for the coupling of an isoscalar pair of pions coupled to baryons.

$$\mathcal{M}(k_1, k_2, n) = \frac{f^2}{m_\pi^2} \left\{ \frac{1}{n \cdot k_1} + \frac{1}{n \cdot k_2} \right\} \left\{ k_1 \cdot k_2 - \frac{(k_1 \cdot n)(k_2 \cdot n)}{n^2} \right\}. \quad (4)$$

The appropriate density $j(x)$ for the scalar case is the baryon density.

For emitting through the isovector channel, we consider the simple process of two pions coupled to a nucleon through the ρ meson (See Fig. 1), which leads to the expression:

$$\mathcal{M}(k_1, k_2, n) = g_\rho^2 \frac{(k_1 - k_2) \cdot n}{(k_1 + k_2)^2 - m_\rho^2 + im_\rho \Gamma} \quad (5)$$

The current $j(x)$ one would couple to here would be one half the difference of the neutron and proton densities.

As long as the nucleons remain non-relativistic, n can be considered independent of x and \mathcal{M} can be factored out of the integral over x . For our calculations, n is considered to be time-like in the center-of-mass frame of the colliding nuclei. For one nucleon which moves along a straight-line trajectory from x_1 to x_2 , the integral over x becomes:

$$\int d^4x e^{iK \cdot x} j(x) = \frac{i}{K_0 - \mathbf{K} \cdot \mathbf{v}} \left(e^{iK \cdot x_1} - e^{iK \cdot x_2} \right), \quad (6)$$

$$\mathbf{v} = \frac{\mathbf{x}_2 - \mathbf{x}_1}{t_2 - t_1}.$$

From one element of a trajectory to the next, the contributions cancel as long as the velocity does not change.

If one knows the behavior of the baryon density as a function of x , and if one can approximate such behavior with continuous trajectories of representative baryonic charges, one can predict the coherent component of the emission by summing over the trajectories.

Although the expression above is rather straight-forward and the baryon density as a function of time can be obtained easily from simulations, implementing the expression is difficult. In principle, random back and forth Fermi motion cancels out in the integral, but the cancelation is only statistical in a simulation and the noise due to the nucleons scattering and reflecting off the mean field makes a straight-forward implementation of the trajectories untenable.

Any set of trajectories that describes the evolution of the baryon density as a function of time will be suitable. To minimize the random motion of the trajectories, we consider the trajectory of a point, $z(t), r_{\perp}(t), \phi(t)$, which stays ahead of a fraction, f_z of the baryons in the z -direction, while staying inside a fraction f_{\perp} of baryons at that z position. By sampling trajectories with random values of f_z and f_{\perp} between zero and one, and with random values of the azimuthal angle ϕ , the evolution of $\rho(\mathbf{r}, t)$ is represented. For a fixed f_{\perp} and f_z , a trajectory is defined as:

$$2\pi \int_{z' < z} dz' \rho(r'_{\perp}, z') r'_{\perp} dr'_{\perp} = f_z \cdot A \quad (7)$$

$$\int_{r'_{\perp} < r_{\perp}} \rho(r'_{\perp}, z) r'_{\perp} dr'_{\perp} = f_{\perp} \int \rho(r'_{\perp}, z) r'_{\perp} dr'_{\perp}$$

To calculate such trajectories, particle densities were calculated as a function of time from a BUU simulation of a zero-impact-parameter 150-A MeV collision of 100 nucleons on 100 nucleons using 2000 test particles per nucleon. Each 2 fm/c, boundaries which were perpendicular to the beam axis were found such that 5% of the particles were in each region. Within each slice, five regions were defined transversely as rings with one fifth of the particles in each ring. Trajectories were calculated for points which stayed in the same region, e.g. the n^{th} slice along the beam and in the i^{th} ring of that slice, and which stayed at a fixed percentage between the boundaries and at a fixed azimuthal angle. The trajectories are shown in Fig. 2, while a sampling of phase space points for the trajectories at various times are illustrated in Fig. 3.

The fourier transform of the trajectory was calculated as shown above, and pion spectra were obtained. Several million trajectories were numerically sampled, and the matrix ele-

ments were added coherently. For each point, an absorption coefficient for the matter was estimated which depended on the probability of a particle escaping from a sphere of nuclear matter, with the point from the sphere at the same fractional position both along the beam and radially. Thus, the absorption was independent of time, significantly simplifying the calculation. A three-fermi absorption distance was assumed.

Unfortunately, the magnitude of the signal was rather sensitive to the time step chosen. Calculations were performed with .5 fm/c time steps, with the trajectories being splined from their 2 fm/c values. This splining somewhat reduced the sharpness of the deceleration. Of course, one could extract points from BUU at smaller time intervals, but such small steps might yield boundaries with rapid statistical fluctuations, which might unphysically radiate. By studying the behavior of the emission on the number of test particles, it was determined that radiation was not due to numerical fluctuations. At $150 \cdot A$ MeV, for the isoscalar case, the number of charged pions per event came out as 1 per 10^5 , while thirty percent as many were created at $100 \cdot A$ MeV. For the isovector case, at $150 \cdot A$ MeV and assuming 42 protons and 58 neutrons in each nucleus, there were only one third the number of charged pions and no neutral pions.

Although we still suspect that the magnitude of the signal might change by as much as a factor of two due to details of the calculation, one signature of the spectra was completely robust. Pion momenta were focused along the beam axis. Fig. 4 demonstrates this by showing the angular distribution of the the pion's momentum for pions with energies below 100 MeV, and pions with energies above 100 MeV. The angular distribution of the sum of the two momenta is also shown for both the isoscalar and isovector cases. For the isovector case the pair momenta was not so focused due to the ρ form factor which preferred pion pairs with a large invariant mass. Calculations never included pions with kinetic energies above 200 MeV. A form factor would have more realistically incorporated the cutoff, but would have slowed the Monte Carlo procedure. The single-pion energy spectra peaked near 100 MeV.

The focusing can be understood by considering the phase factor $e^{iK \cdot x}$ in the expression

above. Accelerations only emit coherently when relative phases are small compared to π . Since K_0 is near three hundred MeV, only accelerations that occur within one or two fm/c of one another will interfere constructively. The strongest deceleration occurs from the shock wave that travels along the beam axis from the point of initial impact. Points that emit coherently are confined to a slice perpendicular to the z-axis by the constraint that accelerations happen at the same time. For the same reason that light from a circular aperture will be focused forward, pion pairs are then focused along the z-axis due to the planar shape of the shock wave at a given time.

These calculations could be improved in a variety of ways. Other sources of emission need to be considered. Emission through the ρ meson can be responsible for pion pairs but only for heavy nuclei where there is a neutron/proton imbalance. The treatment of absorption presented here is surely oversimplified. Correlations in the nucleus might increase the strength of coherent emission. A more correct quantum treatment would replace the description of the emission as coming from particular space-time points, with a description of emission from particular nuclear states. It is an especially daunting challenge to accomplish these goals for a non-zero impact parameter example.

Despite the theoretical difficulty in calculating the yield, the interpretation of experimental results has the attraction of being definitive in two aspects. First, if focusing is observed in the pion spectra along the beam axis it signals coherent emission. In central collisions of large symmetric nuclei, single-particle emission would peak transverse to the beam due to shadowing. The effects of shadowing had been expected from model calculations [13,14] and have been experimentally verified [15]. Since the coherent component is expected to be at higher average energy than the usual subthreshold contribution, the focusing should be more obvious when gating on higher-energy pions. In fact, backwards focusing has been observed [16] in Ar+Au reactions, and the focusing has been seen to be stronger for more energetic pions. However, to be convinced that it is not shadowing, the experiment needs to be done with a symmetric system, and with a tight centrality cut.

A second and more obvious signature is to search for two-pion coincidences. An en-

hancement of the two-pion yield relative to the one-pion yield squared would signal isoscalar emission if it were in both the neutral and charged-pion measurements, and would signal coherent emission through the ρ channel if it showed up in only the charged pion measurements. The experimental challenges are significant as one the measurement of 10^9 central events is required along with good phase space coverage for pions. It would be especially difficult to measure both positive and negative pions in the same experiment.

ACKNOWLEDGMENTS

The authors wish to thank Frank Daffin and Wolfgang Bauer for supplying the BUU code used in this work. This work was supported by the National Science Foundation through grant no. PHY-9403666.

REFERENCES

- [1] I.V. Andreev, M. Plümer and R.M. Weiner, Phys. Rev. Lett. **67**, 3475 (1991).
- [2] S. Pratt, “Quark-Gluon Plasma 2”, ed. R. Hwa, World Scientific (1996).
- [3] K. Rajagopal and F. Wilczek, Nucl. Phys **B399**, 395 (1993).
- [4] S. Gavin and B. Müller, “Larger Domains of Disoriented Chiral Condensate Through Annealing,” Phys. Lett. **B329**, 486 (1994).
S. Gavin, A. Gocksch and R.D. Pisarski, “QCD and the Chiral Critical Point,” Phys. Rev. **D49** R3079 (1994).
S. Gavin, A. Gocksch and R.D. Pisarski, Phys. Rev. Lett. **72**, 2143 (1994).
- [5] D. Vasak, W. Greiner and B. Müller, Nucl. Phys. **A428**, 291c (1984).
- [6] M Prakash, C. Guet and G.E. Brown, Nucl. Phys. **A447** 625c (1985).
- [7] W. Benenson, *et al.*, Phys. Rev. Lett. **43**, 683 (1979).
- [8] J. Stachel, *et al.*, Phys. Rev. **C33**, 1420 (1986).
- [9] J. Miller *et al.*, Phys. Lett. **B314**, 7 (1993).
- [10] J.I. Kapusta, Finite-Temperature Field Theory, Cambridge University Press, p. 193, (1989).
- [11] T. Matsui and B.D. Serot, Ann. Phys. **144**, 107 (1982).
- [12] R.K. Bhaduri, Models of the Nucleon, Addison-Wesley, p. 134, (1987).
- [13] B.-A. Li, W. Bauer and G.F. Bertsch, Phys. Rev. **C44**, 2095, (1991).
- [14] Ch. Hartnack, *et al.*, Nucl. Phys. **A538**, 53c (1992).
- [15] L.B. Venema, *et al.*, Phys. Rev. Lett. **71**, 835 (1993).
- [16] A. Schubert *et al.*, Phys. Lett. **B328**, 10 (1994).

FIGURES

FIG. 1. The upper figure represents the coupling of two pions to a baryon through two derivative couplings, resulting in an effective isoscalar coupling. The lower figure illustrates two pions coupling to a nucleon through the ρ meson.

FIG. 2. The trajectories of various points of given values of f_z and five different values of f_\perp are illustrated in each panel. Positions are shown in center of mass coordinates for a symmetric central collision of $A = 100$ nuclei at $E/A = 150$ MeV.

FIG. 3. A sampling of phase points used to calculate the trajectories in Fig. 2 are shown for several times.

FIG. 4. The angular distribution of pions and pion pairs is shown as a function of the center-of-mass angle for $150 \cdot A$ MeV symmetric collisions of $A=100$ nuclei. Distributions for pions with kinetic energies below 100 MeV (squares), above 100 MeV (triangles) and distributions for the sum of the pion momenta (circles) are shown. The left/right panels are for the isoscalar/isovector case respectively.

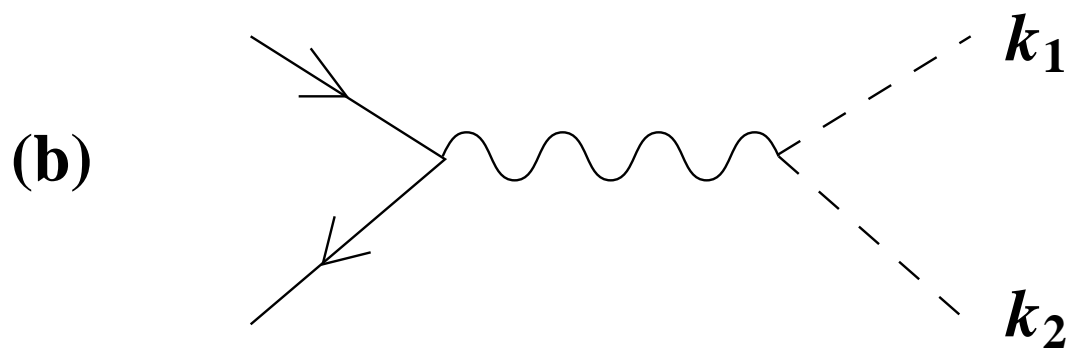
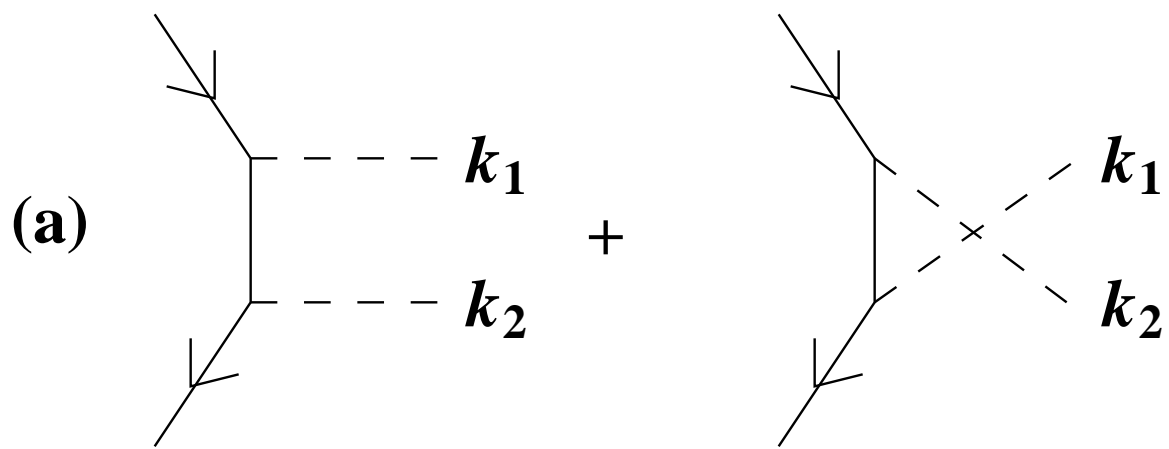


Figure 1

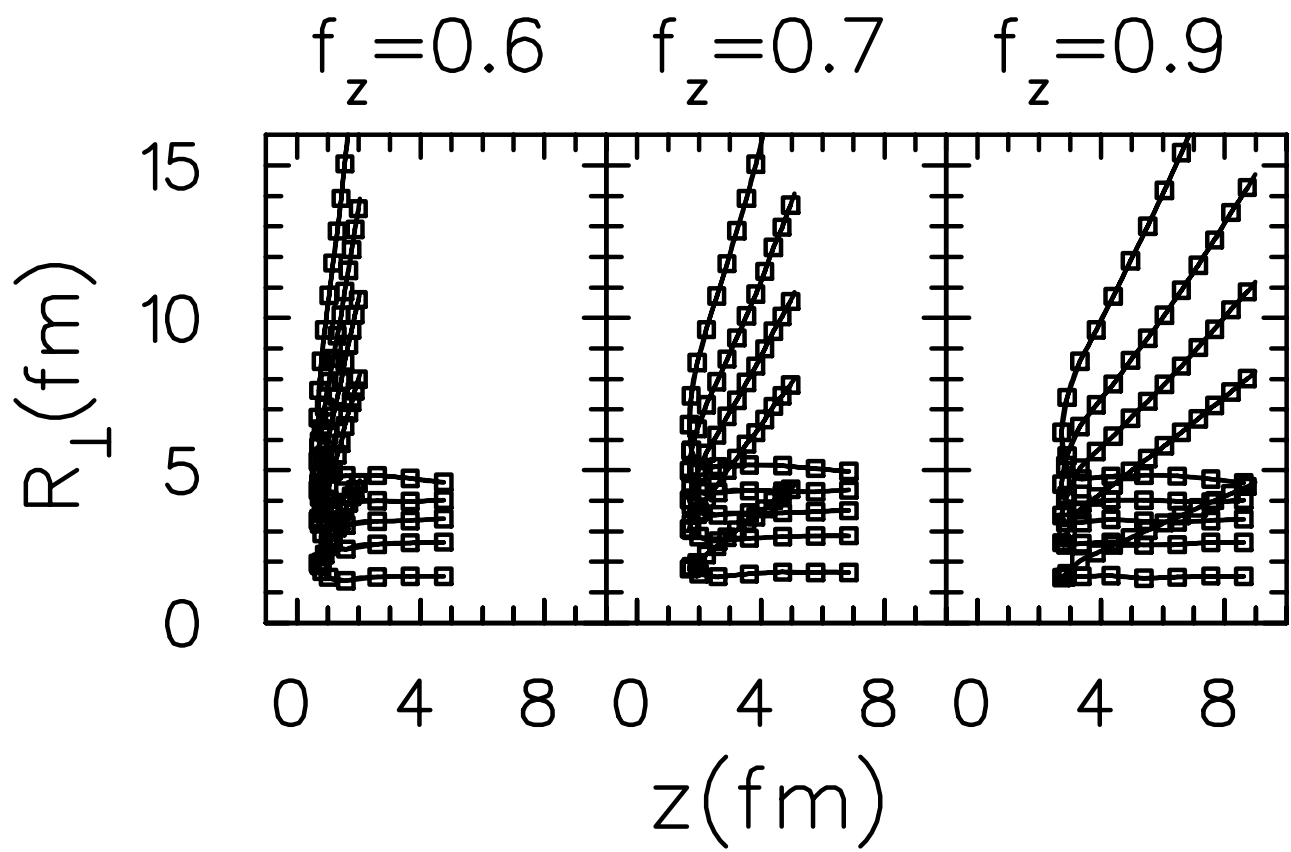


Figure 2

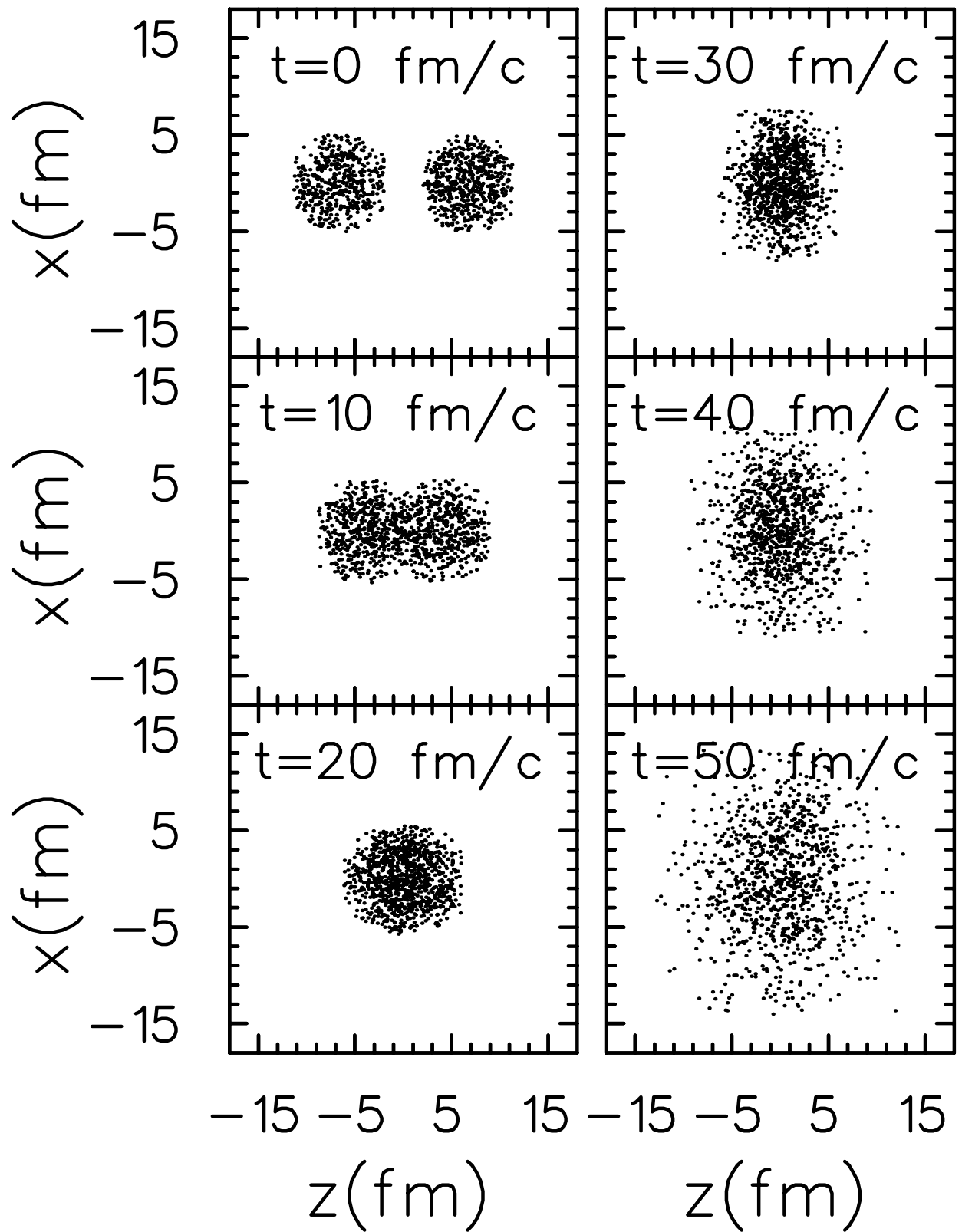


Figure 3

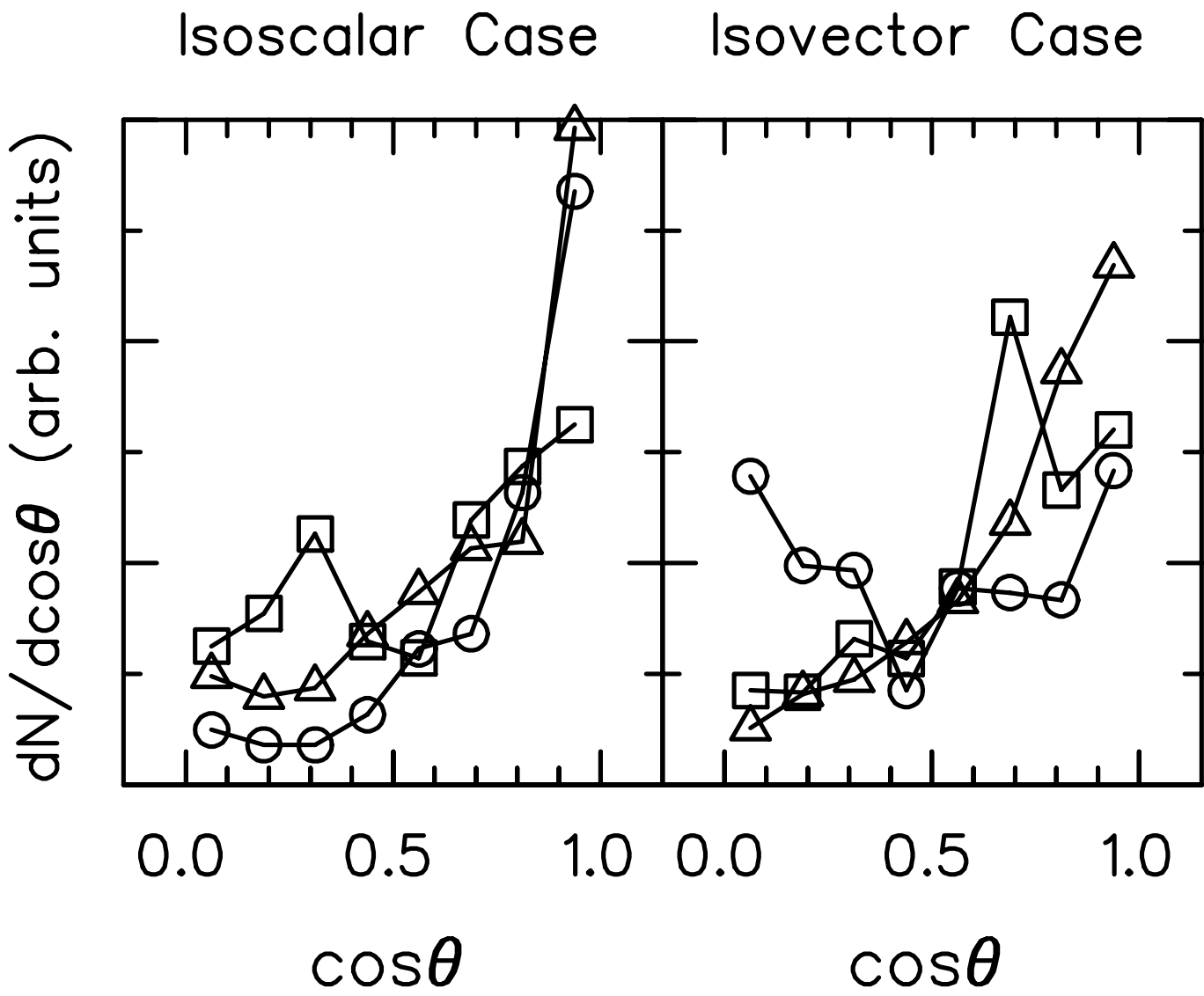


Figure 4