

Hybrid stars that masquerade as neutron stars

Mark Alford^(a), Matt Braby^(a), Mark Paris^(b,c), Sanjay Reddy^(c)

^(a) Physics Department,
Washington University,
St. Louis, MO 63130, U.S.A.

^(b) Jefferson National Laboratory,
12000 Jefferson Avenue
Newport News, VA 23606

^(c) Theoretical Division,
Los Alamos National Laboratory,
Los Alamos, NM 87545, U.S.A.

March 15, 2005

LA-UR-04-8091

Abstract

We show that a hybrid (nuclear + quark matter) star can have a mass-radius relationship very similar to that predicted for a star made of purely nucleonic matter. We show this for a generic parameterization of the quark matter equation of state, and also for an MIT bag model, each including a phenomenological correction based on gluonic corrections to the equation of state. We obtain hybrid stars as heavy as $2 M_{\odot}$ for reasonable values of the bag model parameters. For nuclear matter, we use the equation of state calculated by Akmal, Pandharipande, and Ravenhall using many-body techniques. Both mixed and homogeneous phases of nuclear and quark matter are considered.

1 Introduction

It has long been hypothesized that some compact stars might actually be “hybrid stars” containing cores of quark matter. The observationally accessible features of compact stars include their mass and radius, and there have been various investigations of how the presence of a quark matter core would affect the mass-radius relationship of a compact star. The general conclusion has been that quark matter softens the equation of state, so that hybrid stars are predicted to have lower maximum mass ($M \lesssim 1.7 M_\odot$) than nuclear matter¹ stars ($M \lesssim 2.2 M_\odot$) [1, 2, 3, 4, 5, 6, 7, 8]. On the observational side, all mass measurements are currently compatible, at the 2σ level, with $M \lesssim 1.7 M_\odot$ [9, 10]. However, some are near the limit of compatibility, for example pulsar J0751+1807 in a white dwarf-neutron star binary system, whose mass is currently measured at $2.1(4) M_\odot$ [11]. The error bars on these measurements will decrease over time so quark matter cores may seem to be on the point of being ruled out. Our purpose in this paper is to show that in fact it will be harder to rule out quark matter via $M(R)$ observations than these simple considerations indicate.

In an earlier paper [3], we performed mass-radius calculations for hybrid and pure quark matter stars using a simple MIT bag model equation of state. In that model, correlations arising due to quark-quark interactions were neglected. However, the effects of the strange quark mass and corrections to the equation of state due to the pairing energy associated with color superconductivity[12], the formation of quark Cooper pairs, were incorporated. We found that color superconductivity boosts the pressure of the quark matter relative to nuclear matter, lowering the transition density (at fixed bag constant), but that the maximum mass was similar to that obtained in other work, namely about $1.6M_\odot$. We found that in order to form stars near this upper bound it was necessary to set the bag constant to a low value, so that quark matter is very nearly stable, and the NM \rightarrow QM phase transition occurs below nuclear saturation density, $n_{\text{sat}} = 0.16 \text{ fm}^{-3}$: the heaviest stars consisted almost entirely of quark matter, with only a thin crust of nuclear matter.

1.1 Overview of this study

In this paper we will again use equations of state based on the MIT bag model for the quark matter, but we will include an additional parameter that imitates the effect of including perturbative QCD corrections.

For the first stage of this analysis (Sec. 3) we will actually not use any model at all. We write down a purely phenomenological quark matter equation of state,

¹ In this paper we only consider two-flavor nuclear matter. Introducing hyperons or kaon condensation into the nuclear matter also softens the equation of state and lowers the maximum mass. [1].

consisting simply of a power series expansion in the quark chemical potential, μ

$$\Omega_{\text{QM}} = -\frac{3}{4\pi^2} a_4 \mu^4 + \frac{3}{4\pi^2} a_2 \mu^2 + B_{\text{eff}}, \quad (1.1)$$

where a_4, a_2 and B_{eff} are independent of μ . We will show that for $a_4 \approx 0.7$ (which we will see later is physically reasonable), one can obtain heavy hybrid stars ($M \approx 2 M_\odot$) while still ensuring that the NM \rightarrow QM phase transition occurs above nuclear saturation density. In fact, we show that it is possible to mimic the mass-radius behavior of nucleonic stars over a wide range of masses.

We then go on to the second stage of our analysis, in which we use a quark matter equation of state based on a physical model: competition between a “normal” unpaired quark matter phase and the CFL color-superconducting phase, in an MIT-bag-model formalism. This corresponds to giving a_2 and B_{eff} a simple step-function dependence on the chemical potential, with the step occurring at the transition between these phases. The details are determined by the microscopic parameters of the model, the strange quark mass m_s and pairing gap Δ .

The coefficient $a_4 \equiv 1 - c$ is a rough parameterization of QCD corrections to the pressure of the free-quark Fermi sea, and previous calculations [13] show that the value $a_4 \approx 0.7, c \approx 0.3$ is reasonable. The physical model also allows us to calculate the behavior of charged phases, and hence to study inhomogeneous “mixed” phases of nuclear matter and quark matter.

The results from the quark matter model turn out to be very similar to those obtained with the simple parameterization. We also find that, given our current (and, likely, future) ignorance of the high-density values of basic parameters like the strange quark mass and bag constant, there are no characteristic features of the $M(R)$ relationship that could be used to verify the presence of color superconductivity in the quark matter core.

Our conclusion is that the maximum mass of hybrid stars is mainly determined by the size of the QCD corrections to the coefficient a_4 in the quark matter equation of state (1.1), and that for reasonable values of a_4 hybrid stars can be as heavy as $2 M_\odot$. This result is robust: it is not affected when we move up to a more sophisticated model, nor by the introduction of mixed phases. There is therefore little reason to expect it to change when the model is made even more complicated, e.g. by including kaon-condensed [14], crystalline [15], mixed [16] or gapless [17, 18] phases, or allowing continuous μ -dependence in the strange quark mass or pairing gap (see below).

1.2 Other approaches

Our calculations use a basic MIT bag model, in which the bag constant and quark masses are assumed to be density-independent. Other approaches are certainly possible. Within the MIT bag model one can use a density-dependent bag constant, although this does not appreciably change the maximum mass prediction [6]. The

density-dependence of the constituent quark masses and the color superconducting gap Δ can be estimated by using an NJL model instead of a bag model, with coupled mean-field Schwinger-Dyson equations for the masses and gaps. Such models give a high effective bag constant and quark masses, and typically predict small numbers of strange quarks, with 2SC rather than CFL color superconductivity, but again the maximum masses turn out to be of order $1.6 M_\odot$ [4, 7], although folding certain Gaussian form factors into the 4-fermion interaction can give masses up to $1.8 M_\odot$ [19]. While these models are well motivated theoretically, their specific predictions relating to the density dependencies of quark masses and the effective bag constant remain untested. In this work we adopt a minimal approach and retain quartic and quadratic powers of the chemical potential in our expression for the free energy. This will allow us to do a parameter study independent of any specific model. It would be interesting to see whether including a reasonable estimate of QCD corrections in the NJL model increases the maximum mass in that context also.

2 The nuclear matter equation of state

Our treatment of nuclear matter is completely standard: at densities above half nuclear saturation density (n_{sat}) we employ the equation of state of Akmal, Pandharipande, and Ravenhall (APR) [20]. At lower densities we use the standard tabulated low-density equation of state [21, 22]. Our previous studies of hybrid stars [3, 23] used the relativistic mean field Walecka model [24] to describe nuclear matter or APR for beta stable charge-neutral nuclear matter. The relativistic mean field is an effective description of the nuclear matter that is constrained by properties of nuclear matter at saturation density. The mean field approximation ignores many-body correlations that could play an important role. APR use the variational chain summation (VCS) to include these correlations in calculating the equation of state of nucleon matter [25, 26]. They employ a realistic non-relativistic Hamiltonian with the Argonne v_{18} [27] two-body potential and the Urbana IX [28] three nucleon interaction. An equation of state as a function of baryon density and proton fraction, x_p is obtained by interpolating between the pure neutron matter (PNM) $x_p = 0$ and symmetric nuclear matter (SNM) $x_p = 0.5$ results using a generalized Skyrme interaction containing momentum and density dependent delta function interactions [29] described below.

The energy is evaluated for a variational wave function which takes into account many-body correlation effects. It is composed as a symmetrized product of two-body correlation operators, F_{ij} acting on the Fermi gas wave function. The correlation operators are written as a sum of terms which include operators appearing in the Hamiltonian. The two-body cluster contribution to the energy is minimized by F_{ij} which satisfy the Euler-Lagrange equations determined within this ansatz. Heuristically, two-body operators which appear in the Hamiltonian induce correlations between particles whose spatial dependence is approximated by solving

a two-body Schrödinger-like equation subject to suitable boundary conditions. The variation of the wave function is effected at the two-body level by varying parameters appearing in this equation. Though this wave function neglects three-body correlations it is estimated to be accurate to a few MeV/nucleon in SNM and about one MeV/nucleon in PNM at nuclear density. This accuracy is achieved through the inclusion of many-body effects via the VCS technique. Comparable accuracy is obtained with the other many-body techniques like the Brueckner-Bethe-Goldstone method of Ref.[30].

The APR equation of state exhibits a transition from a low density phase (LDP) to a high density phase (HDP) having spin-isospin order, possibly due to neutral pion condensation, in PNM at a density of $\sim 0.20 \text{ fm}^{-3}$ and in SNM at $\sim 0.32 \text{ fm}^{-3}$. The VCS calculations of the energy of PNM and SNM are extrapolated to general values of x_p using a function of the form

$$\begin{aligned} \epsilon_N(\rho, x_p) = & \left(\frac{\hbar^2}{2m_N} + f(\rho, x_p) \right) \tau_p + \left(\frac{\hbar^2}{2m_N} + f(\rho, 1 - x_p) \right) \tau_n \\ & + g(\rho, x_p = 0.5)(1 - (1 - 2x_p)^2) + g(\rho, x_p = 0)(1 - 2x_p)^2 \end{aligned} \quad (2.1)$$

motivated by a generalized Skyrme interaction. Here ϵ_N is the total nuclear energy density, $\tau_{n,p}$ are the neutron and proton Fermi gas kinetic densities, and $f(\rho, x_p)$ and $f(\rho, 1 - x_p)$ are functions which parameterize the effective mass of the nucleons and $g(\rho, x_p = 0)$ and $g(\rho, x_p = 0.5)$ are potential energy terms. These functions are parameterized to fit the energies of PNM and SNM calculated in VCS. Separate parameterizations are used in the LDP and HDP for the functions g . The energy density of nuclear matter will be used to determine the allowed equation of state of hybrid stars for the case of a sharp transition to quark matter and to determine the allowed phases for a mixed transition to quark matter.

3 A simple phenomenological quark matter equation of state

One of the main points of this paper is to show the effects of including a parameter in the quark matter equation of state that roughly incorporates the effects of gluon-mediated QCD interactions between the quarks in the Fermi sea. We first do this in the context of a simple parameterization of the quark matter equation of state, and show that the resultant hybrid stars can have mass-radius relations very similar to that of pure nuclear stars, with mass up to $2 M_\odot$. Later (Sec. 4) we will show that these conclusions remain true in a more sophisticated model.

The simple phenomenological parameterization of the quark matter equation of state is

$$\begin{aligned} \Omega_{\text{QM}} = & -\frac{3}{4\pi^2} a_4 \mu^4 + \frac{3}{4\pi^2} a_2 \mu^2 + B_{\text{eff}} , \\ a_4 \equiv & 1 - c , \end{aligned} \quad (3.1)$$

where the parameters a_4, a_2, B_{eff} are independent of μ .

1) The quartic coefficient $a_4 = 1 - c$.

For quark matter consisting of 3 flavors of free non-interacting quarks, $c = 0$, so $a_4 = 1$ (see the discussion of the physical model of quark matter in Sec. 4). However, once QCD corrections are taken into account, we expect $c \neq 0$. The QCD corrections to the quark matter equation of state were first evaluated to $\mathcal{O}(\alpha_s^2)$ by Freedman and McLerran [31]; then Fraga, Pisarski and Schaffner-Bielich [13] (FPS) showed that the $\mathcal{O}(\alpha_s^2)$ pressure for three massless flavors can be approximated by a bag-model-inspired form,

$$P_{\alpha_s^2} \approx \frac{3}{4\pi^2} (1 - c) \mu^4 - B_{\text{eff}} . \quad (3.2)$$

Matching to the $\mathcal{O}(\alpha_s^2)$ perturbative calculations in the interval $\mu \simeq 300 - 600$ MeV, they found that B_{eff} varies widely with renormalization scale (see also Ref. [32]), but they consistently find $c \approx 0.37$. We do not use FPS's specific values of B_{eff} and c because, as they observe, the QCD coupling is strong at the density of interest for compact star physics, so there is no reason to expect the leading order calculation to be accurate. However, we take their results as indicating that QCD corrections are not negligible, so one should include c as an additional parameter in the quark matter equation of state, with a value of order 0.3.

2) The quadratic coefficient a_2 .

As we will see in Sec. 4, the μ^2 term can arise from the strange quark mass (which increases the free energy) or color superconductivity (which reduces it). If chiral symmetry remains broken in the light quark sector due to a robust $\langle \bar{q}q \rangle$ condensate, then the large ($\sim 100 - 300$ MeV) constituent quark masses of the up and down quarks would also result in μ^2 term similar to that due to the strange quark mass. For color-flavor-locked quark matter, $a_2 = m_s^2 - 4\Delta^2$. For now, we simply include a_2 as a phenomenological parameter.

3) The bag constant and the transition density ρ_c .

In our parameterization the effective bag constant simply accounts for the free energy contribution that is independent of μ . While this is related to the vacuum pressure its numerical value in our parameterization need not be the same as in early bag-model studies of hadron phenomenology [33]. The effective bag constant is unknown and difficult to calculate or measure, so we will not use it as a parameter, since that would obscure the fact that part of the effect of varying other parameters may simply be a renormalization of the unknown parameter B_{eff} . To expose the physically significant effects of varying a_4, a_2, B_{eff} we will specify a more physical quantity, the maximum density ρ_c of nuclear matter, i.e. the density at which the NM \rightarrow QM transition occurs. The structure of the star is then calculated as a function of a_4, a_2 and ρ_c .

Two subtle points arise in such a reparameterization. Firstly, as we will see below, for values of the perturbative correction parameter c around 0.3, the quark

matter and APR nuclear matter equations of state have almost exactly the same shape over a wide range of pressures. This can lead to multiple phase transitions back and forth between NM and QM. Of course, when the two phases have almost identical equations of state, it does not matter (for mass and radius calculations) where transitions between them occur. We therefore simply choose ρ_c to be associated with the location of the first transition.

Secondly, when we use the more complicated model in Sec. 4, we will allow for the possibility of mixed phases, which blur out the NM→QM transition over a range of densities and pressures, making it hard to identify “the” transition density. However, for the purpose of fixing the bag constant we do not have to allow mixed phases. We will therefore define $B_{\text{eff}}(a_4, a_2, \rho_c)$ as the value of the bag constant that would give a sharp NM→QM transition at a nuclear matter density ρ_c if only charge neutral bulk phases were permitted (as would happen if the NM-QM surface tension were ≥ 40 MeV/fm³).

3.1 The physical effects of the “perturbative correction” parameter

We now discuss the physical importance of the QCD correction c . Firstly, it is clear analytically that, at fixed bag constant, c has very little effect on the relation $E(p)$ between energy density and pressure for quark matter, which enters into the Tolman Oppenheimer Volkoff (TOV) equation [34]. This can be seen by setting $a_2 = 0$ (i.e. neglecting quark masses and pairing), in which case

$$\begin{aligned}
 p &= (1 - c) \frac{3\mu^4}{4\pi^2} - B_{\text{eff}} \\
 E &= 3(1 - c) \frac{3\mu^4}{4\pi^2} + B_{\text{eff}} \\
 \Rightarrow E &= 3p + 4B_{\text{eff}} \quad \text{independent of } c
 \end{aligned}
 \tag{3.3}$$

However, this does not mean that c is unimportant. Clearly c makes a dramatic difference to $p(\mu)$, so it strongly affects the position of the NM→QM transition. Moreover, as described above, we are not working at fixed B_{eff} : when we change c we keep the transition density ρ_c fixed, with a resultant change in B_{eff} .

We illustrate the effect of non-zero c in Fig. 1, which shows $p(\mu)$ and $E(\mu)$ for APR nuclear matter and for the phenomenological description of quark matter, with $a_2 = (150 \text{ MeV})^2$, for the cases $c = 0$ and 0.3 (tuning B_{eff} to keep the transition density $\rho = 1.5 n_{\text{sat}}$). We see that the $c = 0.3$ quark matter equation of state is very similar to APR over the pressure range 10 to 200 MeV/fm³. In fact, close examination of the $p(\mu)$ relationship shows that there are three phase transitions with increasing density: from APR nuclear matter at low density to quark matter, then back to APR, then back to quark matter again. On this basis, we expect stars containing quark matter with $c \approx 0.3$ to show $M(R)$ curves very similar to those of nuclear matter stars, making them correspondingly difficult to rule out from $M(R)$ measurements alone. In Sec. 3.3 we will see that this is indeed the case.

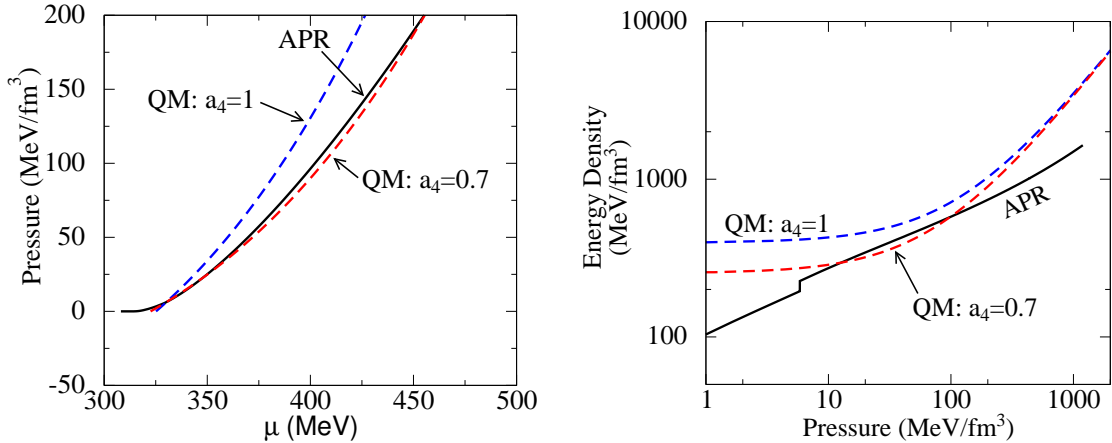


Figure 1: Equations of state for APR nuclear matter (solid line) and for quark matter with the phenomenologically parameterized equation of state (3.1) with $a_2 = (150 \text{ MeV})^2$ (dashed curves: upper curve has no perturbative correction ($c = 0$), lower one has $c = 0.3$). For each quark matter equation of state the bag constant B_{eff} was fixed by requiring that nuclear matter give way to quark matter at $\rho_c = 1.5 n_{\text{sat}}$. The figure shows that when we include perturbative-type corrections, quark matter has a $p(\mu)$ relation almost identical to that of APR nuclear matter, and its $E(p)$ is also very similar over the range of pressures that is relevant to compact star masses.

The $p(\mu)$ relations for $c = 0.3$ quark matter and APR are so similar that it can be difficult to say where the phase transition really occurs. In Fig. 2 we show the pressure difference for the parameters of Fig. 1 ($B_{\text{eff}}^{1/4} = 141.2 \text{ MeV}$, solid curve) and for a higher value of the bag constant ($B_{\text{eff}}^{1/4} = 141.5 \text{ MeV}$, dashed curve). At $B_{\text{eff}}^{1/4} = 141.2 \text{ MeV}$, the three transitions are clearly visible. We see that when the bag constant is raised to $B_{\text{eff}}^{1/4} = 141.5 \text{ MeV}$ to obtain a transition at higher density, the value of the chemical potential at the transition, and hence the density, jumps discontinuously from $\mu = 338 \text{ MeV}$ ($\rho = 1.9 n_{\text{sat}}$) to $\mu = 458 \text{ MeV}$ ($\rho = 4.3 n_{\text{sat}}$). This is illustrated in the right panel of Fig. 2. It is therefore technically impossible to choose B_{eff} so as to obtain a (first) transition density in the range $1.9 n_{\text{sat}} < \rho_c < 4.3 n_{\text{sat}}$.

It is very interesting to speculate on the possibility of multiple phase transitions inside compact stars, but this feature is highly sensitive to the precise relative shapes of our quark matter and APR equations of state. We cannot claim to know these to the level of accuracy (a few percent, i.e. a few MeV/fm^3) that would be required to say whether the number of transitions is 1, 3, or even 5. Our main message in this paper is that for reasonable values of the quark matter parameters the equations of state may be very similar. A realistic interpretation of Fig. 2 is that at $B_{\text{eff}}^{1/4} = 141.5 \text{ MeV}$ the critical density jumps rapidly from $1.9 n_{\text{sat}}$ to $4.3 n_{\text{sat}}$. Any ρ_c in that range therefore corresponds to $B_{\text{eff}}^{1/4} = 141.5 \text{ MeV}$. (Pictorially, this

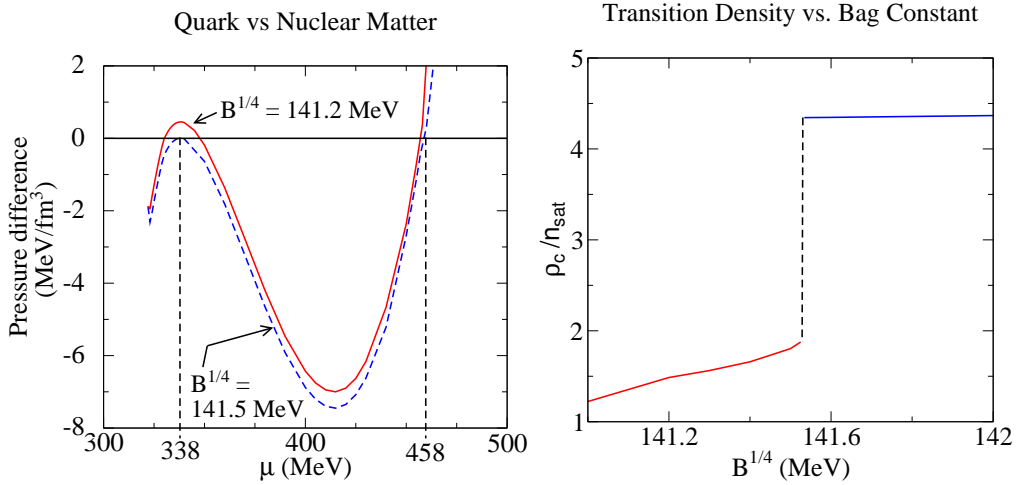


Figure 2: The pressure difference between quark matter and APR nuclear matter for $a_4 = 0.7$, $a_2 = (150 \text{ MeV})^2$, illustrating how the near-identity of their $p(\mu)$ relations leads to difficulties in defining a unique transition density. In the left panel, the solid curve is for $B_{\text{eff}}^{1/4} = 141.2 \text{ MeV}$ and shows three transitions, the first occurring at $\mu = 324.4 \text{ MeV}$, corresponding to $\rho_c = 1.5 n_{\text{sat}}$ (Fig. 1). Raising B_{eff} gives a transition at higher μ , but it is technically impossible to achieve a (first) transition in the range $338 < \mu < 458 \text{ MeV}$ ($1.9 n_{\text{sat}} < \rho < 4.3 n_{\text{sat}}$): at $B_{\text{eff}}^{1/4} = 141.5 \text{ MeV}$ (dashed curve) the transition jumps from the bottom of this range to the top. The right panel illustrates how this translates to a discontinuous behavior in dependence of ρ_c on B_{eff} .

corresponds to blurring out the curves in Fig. 2 by a few MeV/fm³.) This is the procedure we will follow in determining B_{eff} for given ρ_c, m_s, Δ when we investigate how the maximum compact star mass depends on these parameters.

One can extrapolate from Figs. 1 and 2 to predict what will happen for even larger values of c . For suitable values of the bag constant there will be a small range of densities (near nuclear density) where quark matter has higher pressure than APR nuclear matter, then at intermediate densities APR will be favored again, and finally quark matter will win at high densities. When such equations of state are used to construct compact stars, the result will be a star containing a shell of quark matter with APR nuclear matter outside and inside it. This also leads to large masses, but only because most of the star is nuclear matter. In the rest of this paper we will discuss values of c up to 0.3, which is suggested by Fraga et. al.’s fit to the two-loop equation of state [13], and also offers the possibility of heavy stars with a considerable quark matter fraction.

3.2 Mass-radius relationship: a hybrid star that “looks nuclear”

Before surveying a wide range of values of the parameters $a_4 = 1 - c$, a_2 , ρ_c , we first display the $M(R)$ curve for some specific cases, showing how masses approaching

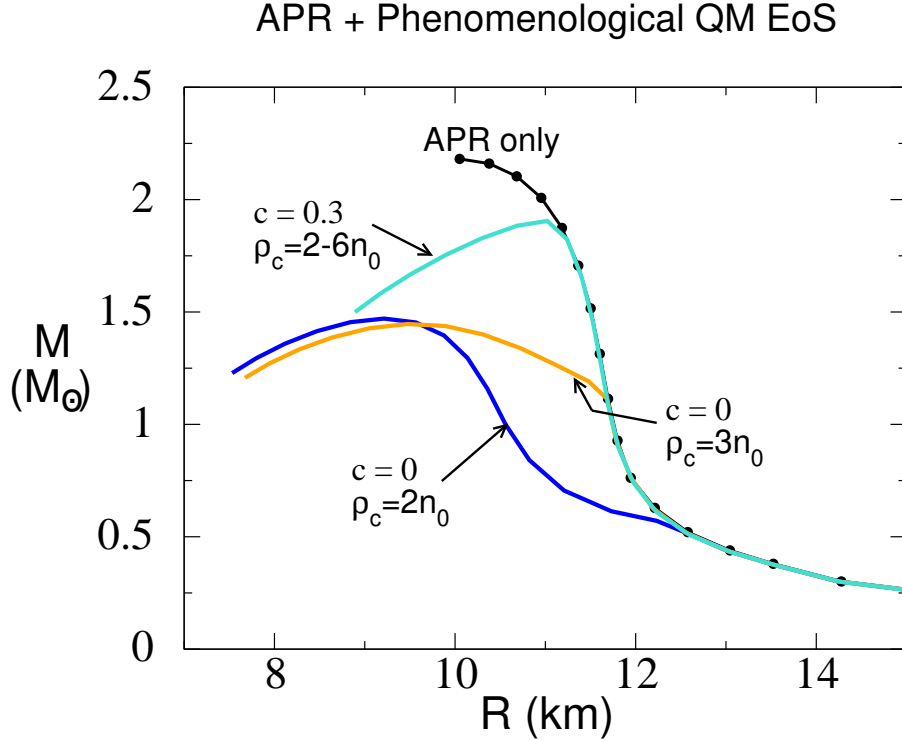


Figure 3: $M(R)$ relationship for hybrid stars involving quark matter obeying the phenomenological equation of state (3.1) with $a_2 = (180 \text{ MeV})^2$. In each case the bag constant was chosen to give the desired transition density. The line with black dots is the $M(R)$ relation for a pure nuclear APR star. All the phases are neutral and homogeneous. We see that the maximum mass M_{max} is very sensitive to the QCD correction c , but not to the transition density. For $c = 0.3$, which is close to the value suggested in Ref. [13], $M_{\text{max}} \approx 1.9 M_{\odot}$. Note also that the $c = 0.3$ equation of state is so similar to APR that its $M(R)$ curve is almost identical to that of pure APR.

$2 M_{\odot}$ can be achieved. The $M(R)$ relation is obtained by solving the TOV equation in the standard way, as described in Ref. [3]. We choose a range of central pressures, and integrate the TOV equation outward until the pressure drops to zero, which marks the surface of the star, and the integrated energy density yields the mass [35]. In Fig. 3 we show the resulting $M(R)$ curves for quark matter with $a_2 = (180 \text{ MeV})^2$. We performed calculations with $c = 0$ and with $c = 0.3$ [13]. We tuned the bag constant to give a range of homogeneous neutral-matter transition densities $\rho_c = 2$ to $4 n_{\text{sat}}$.

The most obvious feature is the dependence on c : compared to the stars with $c = 0$, hybrid stars containing quark matter with larger perturbative correction $c = 0.3$ are significantly heavier and a little larger, with masses approaching $2 M_{\odot}$, and radii around 11 km. It is also striking that stars with $c = 0.3$ have an $M(R)$ relation essentially identical to that of APR nuclear matter, up to masses around

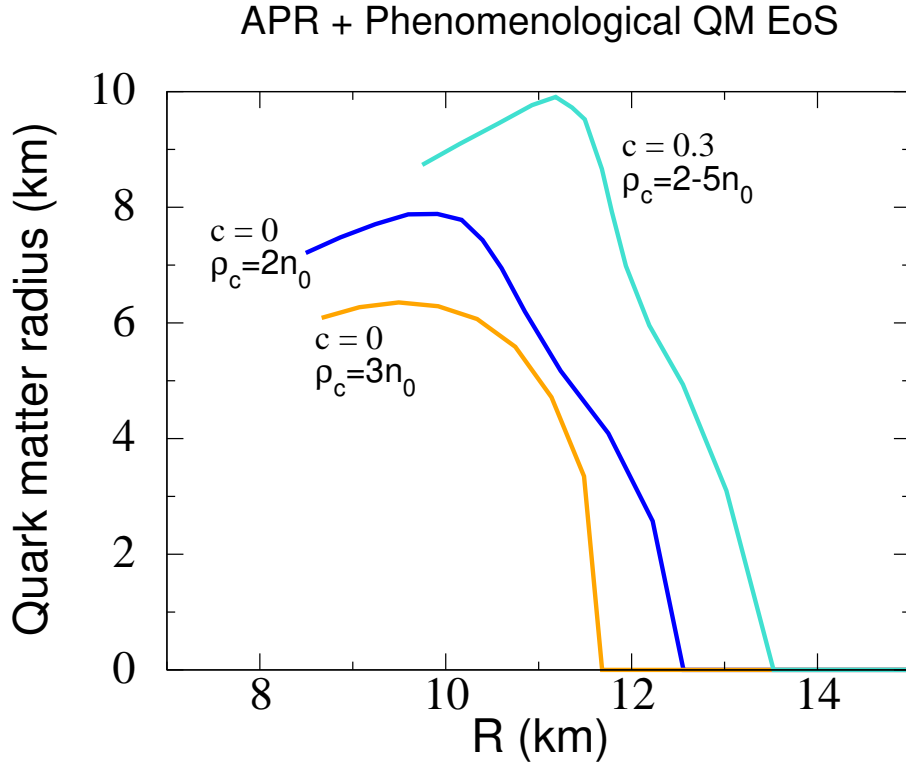


Figure 4: The radius at which the first (lowest-density) transition from nuclear matter to quark matter occurs, for the families of stars whose $M(R)$ relations were given in Fig. 3. Note that this radius is quite large for the heavier stars. In the $c = 0.3$ case there may be transitions back and forth between quark and nuclear matter at higher density (smaller radii).

$1.9 M_{\odot}$. This is because quark matter with $c = 0.3$ has an equation of state very close to that of APR nuclear matter over the relevant range of pressures. This was discussed in Sec. 3.1.

In Fig. 4 we show, for the same family of stars, the radius at which the first (lowest-density) transition from nuclear matter to quark matter occurs. Note that this radius is quite large for the heavier stars. For values of c close to 0.3 there are transitions back and forth between quark and nuclear matter as one goes deeper into the star, because the equations of state are so similar. While such multiple transitions cannot be ruled out a priori, we suspect that they are not physical. They are an artifact of our model description of the nuclear and quark phases and not a robust prediction. Here and in the rest of the paper we will ignore this possibility and entertain only one transition from nuclear to quark matter, beyond which we will use the quark matter equation of state. While this will make little difference to the structure of the star, since the nuclear and quark matter equations of state are both very similar in this regime, it would have important consequences for transport

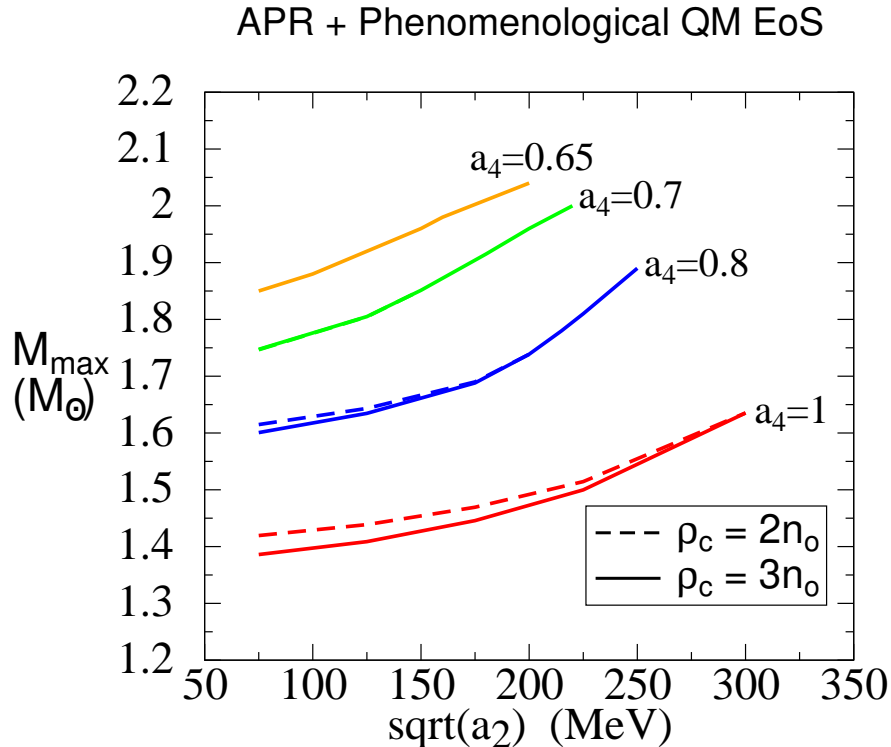


Figure 5: Dependence of M_{\max} on a_2 for hybrid stars involving quark matter obeying the phenomenological equation of state (3.1). Increasing a_2 decreases B_{eff} at fixed ρ_c , giving rise to larger maximum masses. We show results for two transition densities, $\rho_c = 3n_{\text{sat}}$ and $\rho_c = 2n_{\text{sat}}$. The maximum mass is not very sensitive to the transition density.

properties.

3.3 Maximum mass as a function of quark matter parameters

Having seen that with a perturbative correction c set to a reasonable value we can increase the maximum hybrid star mass, we now look at how maximum hybrid star mass depends on the parameters of our phenomenological equation of state (3.1): a_4 , a_2 , and the transition density ρ_c .

In Fig. 5 we plot the maximum mass, M_{\max} obtained by varying the central pressure, and choosing the heaviest resulting stable star that contains some quark matter. We calculated M_{\max} as a function of a_2 , for $a_4 = 1, 0.8, 0.7, 0.65$. In each case we repeated the calculation for two different transition densities, $\rho_c = 3n_{\text{sat}}$ (solid lines) and $\rho_c = 2n_{\text{sat}}$ (dashed lines). The lines in Fig. 5 end when there is no longer a stable hybrid star. This corresponds to the hybrid star branch in the $M(R)$ plot having a positive slope along its whole length.

We see that masses up to $2M_{\odot}$ can be obtained by choosing a small value of a_4 , and setting $\sqrt{a_2}$ to an appropriate value in the range 150 MeV to 250 MeV. (Recall

that in unpaired quark matter $\sqrt{a_2}$ corresponds to the strange quark mass.) This is understandable since the effective bag constant must decrease with increasing a_2 at fixed ρ_c : it is well known that in stars dominated by quark matter the $M_{\max} \sim 1/\sqrt{B_{\text{eff}}}$ [36].

One might want to ask how large the quark matter core is for the heaviest stars, but this question does not have an easy answer. For $a_4 \sim 0.7$ ($c \sim 0.3$), the quark matter and nuclear matter equations of state are so similar that the transition density is not precisely defined (as we saw in Fig. 2) so it is not clear where the transition occurs: there is a whole range of transition densities that correspond to the same bag constant. This is why, for lower values of a_4 , the maximum mass is not very sensitive to the transition density. Fig. 4 shows that the first transition from nuclear to quark matter occurs at quite large radii for the heavy stars.

3.4 Conclusion

We have seen that the very simple phenomenological parameterization (3.1) of the quark matter equation of state allows us to survey the main effects of the various parameters, and makes it clear that $a_4 = 1 - c$ is the most important in determining the maximum mass. With a value corresponding to free quark matter ($c = 0$) we find a maximum hybrid star mass of about $1.6 M_\odot$, similar to the value found in previous studies. With a value corresponding to QCD corrections of a plausible strength ($c \approx 0.35$) we find a maximum mass of about $2 M_\odot$.

In the next section we show that this conclusion is robust. We repeat our analysis with a more complicated quark matter equation of state, based on the expected physics of dense quark matter. We allow competition between paired and unpaired phases and mixed quark and nuclear matter phases. We find that these factors have no effect on our essential findings regarding the maximum mass of hybrid stars.

4 A more sophisticated approach: a physical model of quark matter, and mixed phases

The model we will use in this section is more complicated and physically well-founded than the phenomenological parameterization of Sec. 3, but it is still a relatively simple MIT bag model. We will allow competition between two phases of quark matter, the three-flavor unpaired phase and the color-flavor-locked (CFL) color-superconducting phase. The phase with the lowest free energy (highest pressure) is favored.

The parameters of this model are the strange quark mass m_s , the CFL pairing gap Δ , the density ρ_c of the nuclear to quark matter transition (which determines the bag constant), and a QCD-inspired correction parameter c . This is similar to the phenomenological parameterization of Sec. 3, but the effective parameter a_2 is now calculated within a model.

At asymptotically high chemical potential on the order of 10^8 MeV, the CFL phase is known to be the ground state of 3-flavor quark matter, though it may persist to much lower chemical potential. At lower densities the strange quark mass becomes non-negligible relative to the chemical potential, and at $m_s^2/\mu = 4\Delta$ there is a transition to unpaired quark matter [37].² When we include the nuclear matter, there is a three-way competition between nuclear matter, unpaired quark matter, and CFL quark matter.

Now that we have a physical model in hand, we can calculate the pressure of charged as well as neutral phases of quark matter. This means that we can study mixed as well as homogeneous phases. The transition from nuclear matter to quark matter can proceed via a mixed phase [38], in which there is charge separation, and a positively charged nuclear phase interpenetrates with a negatively charged quark matter phase, yielding a globally neutral inhomogeneous phase. This will only occur if the surface tension at the boundary of the two phases is low enough. Otherwise there will be a sharp interface between the two homogeneous neutral phases. The critical surface tension is $\sigma_c \approx 40$ MeV/fm³ [39, 23]. Since the surface tension is completely unknown, we will separately consider both mixed phases and sharp interfaces in our calculations.

4.1 Unpaired 3-flavor quark matter

In the naive bag model, where perturbative corrections are ignored, the free energy of free quark matter consists of the kinetic contribution from a degenerate free gas of three colors of relativistic quarks and the negative vacuum pressure from the bag constant, B_{eff}

$$\Omega_{\text{unp}}(\mu_u, \mu_d, \mu_s) = \frac{3}{\pi^2} \sum_{i=u,d,s} \int_0^{\sqrt{\mu_i^2 - m_i^2}} dp p^2 (\sqrt{p^2 + m_i^2} - \mu_i) + B_{\text{eff}} \quad (4.1)$$

where $\mu_u = \mu - \frac{2}{3}\mu_e$, $\mu_d = \mu_s = \mu + \frac{1}{3}\mu_e$ are the individual quark chemical potentials and μ and μ_e are the baryon and electron chemical potentials respectively. We may neglect the quark masses of the up and down quarks in quark matter since $m_{\text{light}} \sim m_u \sim m_d \ll \mu$. On the other hand, the strange quark mass is not negligible compared to μ . In this work we will assume that $m_s < \mu$ so that an expansion in powers of m_s/μ is meaningful and study three flavor quark matter.

In neutral unpaired quark matter, the electron chemical potential is determined by the condition of charge neutrality and is given by

$$\mu_e = \frac{m_s^2}{4\mu} - \frac{m_s^4}{48\mu^3} + \mathcal{O}\left(\frac{m_s^6}{\mu^5}\right), \quad (4.2)$$

²Actually, before that, at $m_s^2 = 2\mu\Delta$, there is a transition to a gapless phase [18], and at $m_s \sim m_{\text{light}}^{1/3}\Delta^{2/3}$ there is the possibility of K^0 condensation in the CFL phase [14]: we ignore these additional complications because their contributions to the pressure are of order m_s^4 , which is just a renormalization of the bag constant, which for us is a non-physical parameter.

Substituting this in Eq. 4.1 and expanding in powers of m_s/μ we obtain

$$\begin{aligned} \Omega_{\text{unpaired}}^{\text{neutral}}(\mu) &= -\frac{3}{4\pi^2}(1-c)\mu^4 + \frac{3\mu^2 m_s^2}{4\pi^2} + \left(12\log\left(\frac{m_s}{2\mu}\right) - 7\right) \frac{m_s^4}{32\pi^2} \\ &+ \frac{5m_s^6}{576\pi^2\mu^2} + B_{\text{eff}} + \mathcal{O}\left(\frac{m_s^8}{\mu^4}\right), \end{aligned} \quad (4.3)$$

where we have dropped terms of order m_s^8/μ^4 and higher, and we have introduced a parameter c corresponding to the QCD-inspired corrections of Ref. [13], just as we did in Sec. 3. From Eq. (4.3) we see that the expansion in powers of m_s/μ is rapidly convergent, even for $m_s \sim \mu$. The contribution to the free energy from the m_s^6/μ^2 term is less than one part in 10^4 of the μ^4 term when $m_s \sim 300$ MeV and $\mu = 350$ MeV. This means that neutral unpaired quark matter is really just a particular case of the phenomenological parameterization explored in Sec. 3. The FPS parameterization relies on the analysis of Freedman and McLerran which is rigorous for massless quarks[31]. We therefore apply the effects of the ‘‘perturbative’’ QCD correction only to the μ^4 (i.e. massless) part of the free energy. Again, this is similar to the phenomenological parameterization, where the QCD correction is a modification of the coefficient of the μ^4 term.

If we do not impose the neutrality condition, but expand in powers of μ_e/μ as well as m_s/μ , we find that the expansion does not converge nearly as well, so for charged unpaired quark matter we must use the full form of the free energy Eq. (4.1).

4.2 Color-flavor-locked (CFL) quark matter

In color-flavor locked matter, the pairing locks the Fermi momenta of the all the quarks to a single value, requiring the number densities of up, down and strange quarks to be equal [40]. This costs free energy, which is offset by the pairing contribution

$$\Omega_{\Delta} = -\frac{3}{\pi^2} \Delta^2 \mu^2 + \mathcal{O}(\Delta^4). \quad (4.4)$$

Calculations of Δ with effective interactions yield values in the range 10 – 100 MeV [12] for μ in the range 300 – 600 MeV. So it is reasonable to retain only the leading order (in powers of Δ) contribution. As in the case of the strange quark mass, the Δ^4 contribution has a weak (logarithmic) dependence on μ and its contribution to the equation of state is indistinguishable from B_{eff} .

When color and electric neutrality is imposed, there are no electrons in the CFL phase since there are equal numbers of up, down, and strange quarks, so the electron chemical potential $\mu_e = 0$. Expanding the free energy in powers of m_s/μ , we find[23]

$$\begin{aligned} \Omega_{\text{CFL quarks}}^{\text{neutral}} &= -\frac{3}{4\pi^2}(1-c)\mu^4 + \frac{3m_s^2\mu^2}{4\pi^2} - \frac{3\Delta^2\mu^2}{\pi^2} \\ &+ \left(12\log\left(\frac{m_s}{2\mu}\right) - 1\right) \frac{m_s^4}{32\pi^2} + B_{\text{eff}} + \mathcal{O}\left(\frac{m_s^6}{\mu^2}\right) \end{aligned}$$

$$= \Omega_{\text{unpaired}}^{\text{neutral}} + \frac{3m_s^4 - 48\Delta^2\mu^2}{16\pi^2} + \mathcal{O}\left(\frac{m_s^6}{\mu^2}\right), \quad (4.5)$$

where we have assumed that the unpaired and CFL phases have the same bag constant.

We see from the first line of this expression that the equation of state of neutral CFL matter is controlled by the strange quark mass and pairing gap in a combination that corresponds to the parameter a_2 in the phenomenological parameterization (3.1), if we identify

$$a_2 = m_s^2 - 4\Delta^2. \quad (4.6)$$

Note that the m_s^4 terms do not follow such an identification, but they are irrelevant because they are μ -independent, so they are a renormalization of the bag constant, which we choose to give some specified transition density. Therefore the neutral CFL equation of state, to the order that we have expanded it, is rigorously a function of the QCD-inspired correction c , the chosen transition density ρ_c , and $m_s^2 - 4\Delta^2$. However, the equation of state for neutral quark matter in general is not rigorously a function of $m_s^2 - 4\Delta^2$ only, because for a given m_s and Δ there is competition between the neutral CFL phase and the neutral unpaired phase, whose equation of state is affected by m_s alone. However, we expect the dependence on the linearly independent variable $4m_s^2 + \Delta^2$ to be very weak. By independently varying m_s and Δ we have verified that this is the case. Of course, mixed phases are complicated by the fact that they involve charged quark matter whose equation of state depends on μ_e as an additional parameter.

We want to construct mixed phases so we must also know the equation of state for charged CFL matter with $\mu_e \neq 0$. This has contributions from the quarks, the electrons, and from Goldstone bosons. The Goldstone bosons arise due to the spontaneous breaking of chiral symmetry, analogous to the mechanism in vacuum [41]. The quark contribution is independent of μ_e : CFL-paired quarks form an insulator with gap Δ , so as long as $\mu_e < \Delta$ there are no charged quasi-quark excitations, so $Q = \partial\Omega/\partial\mu_e = 0$.

The Goldstone bosons are a consequence of spontaneous breaking of chiral symmetry [41, 23] and like the octet of pseudoscalar mesons of QCD in vacuum, can be described by an effective chiral field theory [42]. When the electron chemical potential exceeds the mass of the lightest negatively charged meson, which in the CFL phase is the π^- , these mesons condense [14]. The free energy contribution of the meson condensate is

$$\Omega_{\text{CFL}}^{\text{GB}}(\mu, \mu_e) = -\frac{1}{2}f_\pi^2\mu_e^2 \left(1 - \frac{m_\pi^2}{\mu_e^2}\right)^2, \quad (4.7)$$

where the parameters are [42]

$$f_\pi^2 = \frac{(21 - 8 \ln 2)\mu^2}{36\pi^2}, \quad m_{\pi^-}^2 = \frac{3\Delta^2}{\pi^2 f_\pi^2} m_s (m_u + m_d). \quad (4.8)$$

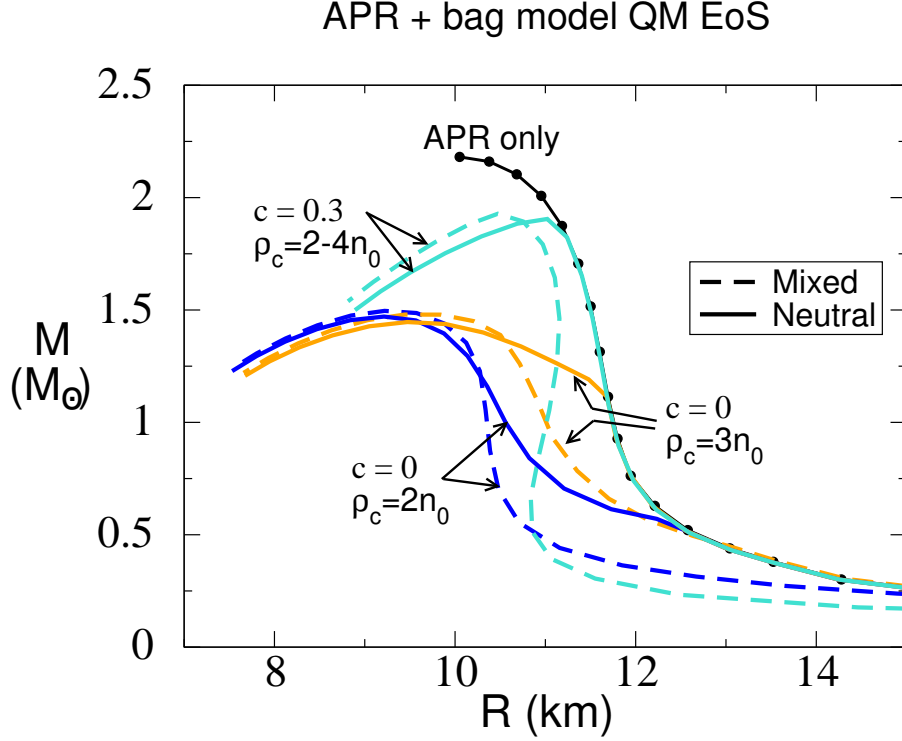


Figure 6: $M(R)$ relationship for hybrid stars involving quark matter obeying the simple bag model equation of state, with various values of c and ρ_c , and $m_s = 180$ MeV and $\Delta = 0$. The line with black dots is the $M(R)$ relation for a pure nuclear APR star. The solid lines are for hybrid stars with homogeneous neutral APR and CFL phases, the dashed lines are for hybrid stars with mixed APR+CFL phases. We see that the maximum mass M_{\max} is very sensitive to the perturbative correction c , but not to the transition density, or the occurrence of mixed phases. For $c = 0.3$, which is close to the value suggested in [13], $M_{\max} \approx 1.9 M_{\odot}$.

We used $m_u = 3.75$ MeV, $m_d = 7.5$ MeV. Finally, the free energy contribution from electrons and muons is given by

$$\Omega^{\text{leptons}}(\mu_e) = \sum_{i=e^-, \mu^-} \frac{1}{\pi^2} \int_0^{\sqrt{\mu_e^2 - m_i^2}} dp p^2 (\sqrt{p^2 + m_i^2} - \mu_e). \quad (4.9)$$

The total free energy for CFL quark matter is then

$$\Omega_{\text{CFL}}^{\text{charged}}(\mu, \mu_e) = \Omega_{\text{CFL quarks}}^{\text{neutral}}(\mu) + \Omega_{\text{CFL}}^{\text{GB}}(\mu, \mu_e) + \Omega^{\text{leptons}}(\mu_e) \quad (4.10)$$

4.3 A bag-model hybrid star that masquerades as a neutron star.

Using the bag model equations of state for unpaired and CFL quark matter, we can proceed as in Sec. 3 to solve the TOV equation and obtain $M(R)$ curves for

hybrid stars. We first show a specific example, in Fig. 6. We have chosen the bag model parameters to give the same equation of state for neutral matter as was studied using the phenomenological parameterization in Fig. 3. Now, however, we can also study mixed phases. The solid lines, for homogeneous neutral quark and nuclear matter phases, are the same as in Fig. 3. The dashed lines show the $M(R)$ relation when mixed phases are allowed. We see that although the overall shape of the $M(R)$ curve is quite different when mixed phases are present the maximum mass is not significantly affected. The maximum mass of a compact star is therefore insensitive to the surface tension of the interface between quark matter and nuclear matter. This is because the maximum mass configuration is characterized by a baryon density that is large compared to the transition density and most of the star is either in the homogeneous quark matter phase, or in a mixed phase that is dominated by quark matter.

We can also see that, as in the phenomenological model explored in Sec. 3, the maximum mass is very sensitive to the QCD correction c , and relatively insensitive to the transition density. All the curves in Fig. 6 are for $m_s = 180$ MeV, $\Delta = 0$, so from this figure we cannot judge the sensitivity to those parameters.

4.4 Maximum mass as a function of bag model parameters

In Fig. 7 we give a more complete picture, by plotting the maximum mass of the star as a function of $\sqrt{m_s^2 - 4\Delta^2}$. Varying the independent variable, $\sqrt{4m_s^2 + \Delta^2}$, has negligible effect, as one would expect. We plot this relationship for $\rho_c = 3 n_{\text{sat}}$ and $\rho_c = 2 n_{\text{sat}}$. The stars with small $m_s^2 - 4\Delta^2$ correspond to hybrid stars containing CFL quark matter while those with large $m_s^2 - 4\Delta^2$ correspond to stars with unpaired quark matter. We see that the largest masses are obtained by turning $m_s^2 - 4\Delta^2$ up to a large value, corresponding to a strange quark mass in the range 200 MeV to 300 MeV. This is the same situation that was described in Sec. 3.3 since the effective bag constant must decrease with increasing $m_s^2 - 4\Delta^2$ at fixed ρ_c . As mentioned earlier, stars dominated by quark matter have $M_{\text{max}} \sim 1/\sqrt{B_{\text{eff}}}$ [36]. We also see that the value of the transition density is not very important: M_{max} is only weakly dependent on the transition density, particularly when the perturbative correction is included.

5 Conclusions

We have studied the mass-radius relationship for hybrid compact stars, with a nuclear matter crust (described by the APR equation of state) and a quark matter core. We used a phenomenological parameterization (1.1) of the neutral quark matter equation of state, and also a simple MIT bag model that allowed us to construct mixed phases. In both cases we included a QCD correction parameter c in the quark matter equation of state, and we found that increasing its value from zero (no QCD corrections) to reasonable value ($c = 0.35$ [13]) increases the

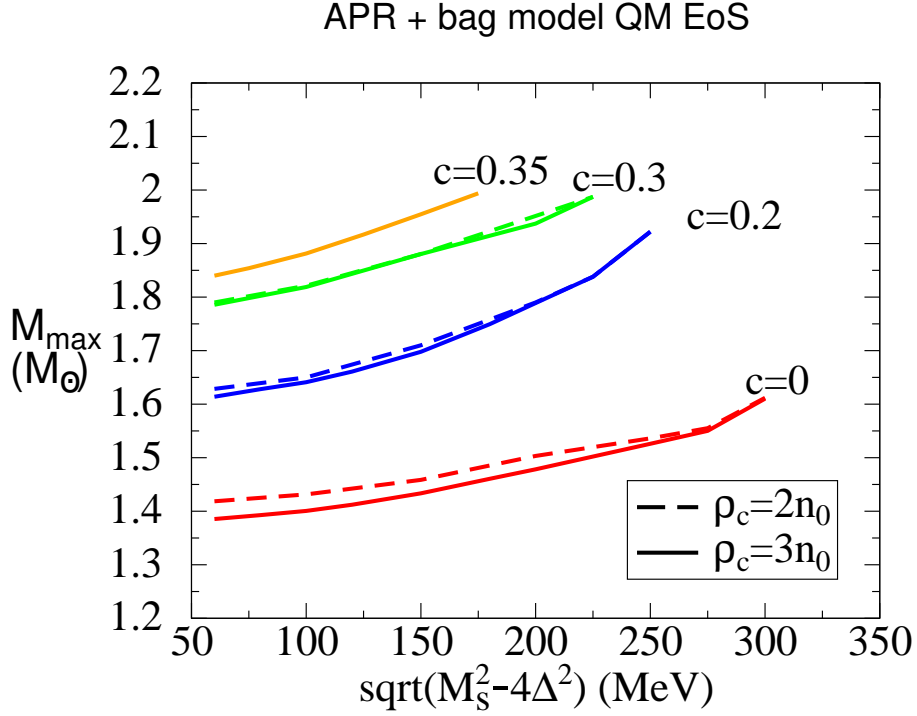


Figure 7: Maximum mass M_{\max} for hybrid stars containing quark matter obeying the simple bag model equation of state. We show the dependence on $\sqrt{m_s^2 - 4\Delta^2}$. Increasing this quantity decreases B_{eff} at fixed ρ_c , giving rise to larger maximum masses. The maximum mass is only weakly dependent on the transition density, particularly when the perturbative correction is included.

maximum hybrid star mass from about $1.6 M_{\odot}$ to about $2 M_{\odot}$. This is clear from Fig. 5 (for the phenomenological parameterization) and Fig. 7 (for the bag model). The reason is that increasing c hardens the quark matter equation of state, making it almost indistinguishable from the APR nuclear equation of state (see Fig. 1). It is important to note that we achieve these masses with reasonable transition densities ρ_c of order 2 to 3 times n_{sat} . Our stars have a proper crust of nuclear matter: we are not resorting to low transition densities that yield “hybrid” stars that are actually quark stars with a tiny shell of nuclear matter around the outside.

We conclude that it is harder than previously thought for a simple mass measurement to rule out the presence of quark matter in compact stars. Currently published measurements of the masses of compact stars are all consistent with a maximum mass of $M_{\max} \approx 1.7 M_{\odot}$ at the 2σ level. Our results show that maximum masses of up to $2 M_{\odot}$ can be accommodated by models of hybrid stars with reasonable quark matter equations of state.

We also note that our $M(R)$ curves are consistent with the constraint obtained from measurements of red shifts of Iron absorption lines in the low-mass X-ray

binary EXO0748-676 [43]. If that constraint were plotted in our Fig. 3 it would intersect our $c = 0.3$ curve at $M \approx 1.7 M_\odot$.

This naturally raises two related questions: what sort of mass or radius observation *would* provide evidence against the presence of quark matter in neutron stars? And what sort of observation would provide evidence for the presence of color-superconducting quark matter in particular?

Obviously a mass measurement above $2M_\odot$ would give reason to doubt the presence of quark matter. Other than that, it seems difficult to diagnose the presence of quark matter via $M(R)$ measurements. The regions of $M(R)$ space that can be reached by hybrid quark-nuclear stars are the same as those that can be reached by hadronic matter stars, once moderately exotic phenomena such as kaon condensation or hyperon production are allowed [1]. Observation of an object with a small radius ($R \approx 7$ to 10 km at $M \approx 1.4 M_\odot$) would rule out simple nucleonic matter, but would not favor quark matter over the exotic forms of hadronic matter. There are regions of parameter space (very small M and R , for example) that can only be reached by pure quark matter objects, which only exist if quark matter is absolutely stable ($\rho_c = 0$). Other regions of the parameter space are inconsistent with both hadronic and quark matter.

Demonstrating the presence of *color-superconducting* quark matter via $M(R)$ measurements appears to us to be very difficult. However, this is not for the naive reason that “the color superconductivity contribution to the pressure is suppressed by $\mathcal{O}(\Delta^2/\mu^2)$ ”. As previously noted [44, 3], the leading μ^4 contribution is mostly canceled by the bag constant, so the subleading $\Delta^2\mu^2$ term is potentially important. However, in practice it is not detectable. Firstly, the bag model equation of state depends on the color superconducting gap Δ via the linear combination $m_s^2 - 4\Delta^2$, so an accurate determination of m_s at high density would be needed to expose the presence of a nonzero Δ . Secondly, the dependence of the $M(R)$ relation on $m_s^2 - 4\Delta^2$ is not particularly strong (see Fig. 7) when a physical parameter ρ_c is assumed known, rather than the bag constant.

If color-superconducting quark matter is to be found in compact stars, it seems more likely that it will be detected via its effects on transport properties. Color superconductivity drastically alters these, and possible signatures are being actively investigated. These include cooling (sensitive to heat capacity and neutrino emissivity and opacity) [45], r -mode spin-down (sensitive to bulk and shear viscosity) [46], and glitches (sensitive to superfluidity and rigid structures) [15].

Acknowledgments

We have had useful conversations with J. Lattimer and M. Prakash. The research of M.A. and M.B. is supported by the Department of Energy under grant number DE-FG02-91ER40628. The research of S.R. is supported by the Department of Energy under contract W-7405-ENG-36. The research of M.P. is supported by DOE

contract DE-AC05-84ER40150 under which the Southeastern Universities Research Association operates the Thomas Jefferson National Accelerator Facility.

References

- [1] J. M. Lattimer and M. Prakash, *Astrophys. J.* **550**, 426 (2001) [astro-ph/0002232]; P. Haensel, astro-ph/0301073.
- [2] C. Maieron, M. Baldo, G. F. Burgio and H. J. Schulze, nucl-th/0404089.
- [3] M. Alford and S. Reddy, *Phys. Rev. D* **67**, 074024 (2003) [nucl-th/0211046].
- [4] M. Buballa, F. Neumann, M. Oertel and I. Shovkovy, nucl-th/0312078.
- [5] S. Banik and D. Bandyopadhyay, *Phys. Rev. D* **67**, 123003 (2003) [arXiv:astro-ph/0212340].
- [6] G. F. Burgio, M. Baldo, P. K. Sahu and H. J. Schulze, *Phys. Rev. C* **66**, 025802 (2002) [nucl-th/0206009]; G. F. Burgio, M. Baldo, P. K. Sahu, A. B. Santra and H. J. Schulze, *Phys. Lett. B* **526**, 19 (2002) [astro-ph/0111440].
- [7] C. Gocke, D. Blaschke, A. Khalatyan and H. Grigorian, arXiv:hep-ph/0104183.
- [8] K. Schertler, C. Greiner, J. Schaffner-Bielich and M. H. Thoma, *Nucl. Phys. A* **677**, 463 (2000) [astro-ph/0001467].
- [9] S. E. Thorsett and D. Chakrabarty, *Astrophys. J.* **512**, 288 (1999) [astro-ph/9803260].
- [10] J. M. Lattimer and M. Prakash, *Science* **304**, 536, (2004) [arXiv:astro-ph/0405262].
- [11] D. J. Nice, E. M. Splaver and I. H. Stairs, arXiv:astro-ph/0411207.
- [12] K. Rajagopal and F. Wilczek, hep-ph/0011333. M. G. Alford, *Ann. Rev. Nucl. Part. Sci.* **51** (2001) 131 [hep-ph/0102047]. D. H. Rischke, *Prog. Part. Nucl. Phys.* **52**, 197 (2004) [nucl-th/0305030]. T. Schäfer, hep-ph/0304281. S. Reddy, *Acta Phys. Polon. B* **33**, 4101 (2002) [arXiv:nucl-th/0211045]. I. A. Shovkovy, arXiv:nucl-th/0410091.
- [13] E. S. Fraga, R. D. Pisarski and J. Schaffner-Bielich, *Phys. Rev.* **D63**, 121702 (2001) [hep-ph/0101143].
- [14] P. F. Bedaque and T. Schafer, *Nucl. Phys. A* **697**, 802 (2002) [arXiv:hep-ph/0105150]; D. B. Kaplan and S. Reddy, *Phys. Rev. D* **65**, 054042 (2002) [arXiv:hep-ph/0107265]; A. Kryjevski, D. B. Kaplan and T. Schafer, arXiv:hep-ph/0404290.

- [15] M. G. Alford, J. A. Bowers and K. Rajagopal, Phys. Rev. D **63**, 074016 (2001) [arXiv:hep-ph/0008208]. R. Casalbuoni and G. Nardulli, Rev. Mod. Phys. **76**, 263 (2004) [arXiv:hep-ph/0305069].
- [16] S. Reddy and G. Rupak, arXiv:nucl-th/0405054.
- [17] I. Shovkovy and M. Huang, Phys. Lett. B **564**, 205 (2003);
- [18] M. Alford, C. Kouvaris and K. Rajagopal, Phys. Rev. Lett. **92**, 222001 (2004) [hep-ph/0311286]; hep-ph/0406137.
- [19] H. Grigorian, D. Blaschke and D. N. Aguilera, arXiv:astro-ph/0303518.
- [20] A. Akmal, V. R. Pandharipande, D. G. Ravenhall, Phys. Rev. C **58**, 1804 (1998) [nucl-th/9804027].
- [21] G. Baym, C. Pethick and P. Sutherland, Astrophys. J. **170**, 299 (1971).
- [22] J. W. Negele and D. Vautherin, Nucl. Phys. A **207**, 298 (1973).
- [23] M. G. Alford, K. Rajagopal, S. Reddy and F. Wilczek, Phys. Rev. D **64**, 074017 (2001) [hep-ph/0105009].
- [24] B. Serot and J. D. Walecka, *Advances in Nucl. Physics*, **16**, edited by J. W. Negele and E. Vogt (Plenum, New York, 1986)
- [25] V. R. Pandharipande and R. B. Wiringa, Rev. Mod. Phys. **51**, 821 (1979).
- [26] A. Akmal and V. R. Pandharipande, Phys. Rev. C **56**, 2261 (1997) [arXiv:nucl-th/9705013].
- [27] R. B. Wiringa, V. G. J. Stoks and R. Schiavilla, Phys. Rev. C **51**, 38 (1995) [arXiv:nucl-th/9408016].
- [28] B. S. Pudliner, V. R. Pandharipande, J. Carlson and R. B. Wiringa, Phys. Rev. Lett. **74**, 4396 (1995).
- [29] V. R. Pandharipande and D. G. Ravenhall, in *Proceedings of a NATO Advanced Research Workshop on Nuclear Matter and Heavy Ion Collisions, Les Houches*, edited by M. Soyeur *et. al.* (Plenum, New York, 1989), p. 103.
- [30] M. Baldo, I. Bombaci, and G. F. Burgio, Astron. Astrophys. **328**, 274 (1997)
- [31] E. Farhi and R. L. Jaffe, Phys. Rev. D **30**, 2379 (1984). B. A. Freedman and L. D. McLerran, Phys. Rev. D **16**, 1130 (1977); Phys. Rev. D **16**, 1147 (1977); Phys. Rev. D **16**, 1169 (1977); Phys. Rev. D **17**, 1109 (1978). V. Baluni, Phys. Rev. D **17**, 2092 (1978).

- [32] J. O. Andersen and M. Strickland, Phys. Rev. D **66**, 105001 (2002) [arXiv:hep-ph/0206196].
- [33] A. Chodos, R. L. Jaffe, K. Johnson and C. B. Thorn, Phys. Rev. D **10**, 2599 (1974).
- [34] R. Tolman, Phys. Rev. **55**, 364 (1939); J. Oppenheimer and G. Volkoff, Phys. Rev. **55**, 374 (1939).
- [35] N. K. Glendenning, *Compact Stars, Nuclear Physics, Particle Physics and General Relativity*, (Springer-Verlag, New York, 1997)
- [36] E. Witten, Phys. Rev. D **30**, 272 (1984).
- [37] M. Alford and K. Rajagopal, JHEP **0206** (2002) 031 [hep-ph/0204001].
- [38] N. K. Glendenning, Phys. Rev. D **46**, 1274 (1992).
- [39] H. Heiselberg, C. J. Pethick and E. F. Staubo, Phys. Rev. Lett. **70**, 1355 (1993).
- [40] K. Rajagopal and F. Wilczek, Phys. Rev. Lett. **86**, 3492 (2001) [arXiv:hep-ph/0012039]. A. W. Steiner, S. Reddy and M. Prakash, hep-ph/0205201.
- [41] M. Alford, K. Rajagopal and F. Wilczek, Nucl. Phys. B **537**, 443 (1999) [hep-ph/9804403].
- [42] D. Son, M. Stephanov, Phys. Rev. D **61**, 074012 (2000) [hep-ph/9910491], erratum Phys. Rev. D **62**, 059902 (2000) [hep-ph/0004095].
- [43] J. Cottam, F. Paerels and M. Mendez, Nature **420**, 51 (2002) [arXiv:astro-ph/0211126].
- [44] G. Lugones and J. E. Horvath, hep-ph/0211070.
- [45] S. Reddy, M. Sadzikowski and M. Tachibana, Nucl. Phys. A **714**, 337 (2003) [arXiv:nucl-th/0203011]; P. Jaikumar, M. Prakash and T. Schafer, Phys. Rev. D **66**, 063003 (2002) [arXiv:astro-ph/0203088]; J. Kundu and S. Reddy, arXiv:nucl-th/0405055.
- [46] J. Madsen, Phys. Rev. Lett. **85**, 10 (2000) [arXiv:astro-ph/9912418]. C. Manuel, A. Dobado and F. J. Llanes-Estrada, arXiv:hep-ph/0406058. A. Drago, A. Lavagno and G. Pagliara, arXiv:astro-ph/0312009. X. p. Zheng, X. w. Liu, M. Kang and S. h. Yang, arXiv:astro-ph/0305320.