

Proton-neutron alignment in the yrast states of ^{66}Ge and ^{68}Ge

M. Hasegawa¹, K. Kaneko² and T. Mizusaki³

¹Laboratory of Physics, Fukuoka Dental College, Fukuoka 814-0193, Japan

²Department of Physics, Kyushu Sangyo University, Fukuoka 813-8503, Japan

³Institute of Natural Sciences, Senshu University, Kawasaki, Kanagawa, 214-8580, Japan

(Dated: August 28, 2018)

The ^{66}Ge and ^{68}Ge nuclei are studied by means of the shell model with the extended $P + QQ$ Hamiltonian, which succeeds in reproducing experimentally observed energy levels, moments of inertia and other properties. The investigation using the reliable wave-functions predicts $T = 0$, $J = 9$ one-proton-one-neutron ($1p1n$) alignment in the $g_{9/2}$ orbit, at high spins (14_1^+ , 16_1^+ and 18_1^+) in these $N \approx Z$ even-even nuclei. It is shown that a series of the even- J positive-parity yrast states (observed up to 26_1^+ for ^{68}Ge) consists of the ground-state band and successive three bands with different types of particle alignments (two-neutron, $1p1n$, two-proton-two-neutron) in the $g_{9/2}$ orbit.

PACS numbers: 21.10.-k, 21.10.Re, 21.60.Cs

The study of $N \approx Z$ proton-rich nuclei calls much attention in the nuclear structure physics, and it is also interesting in a wider context. What nuclides exist at the proton drip line? Are there special states like isomers which contribute to nucleosynthesis? Proton-neutron (pn) pair correlations are considered to play a key role in those problems for $N \approx Z$ nuclei. A lot of effort has been devoted to the study of the $N \approx Z$ nuclei and the pn pair correlations. It has explored various aspects of structure such as shape coexistence and delayed alignment in proton-rich nuclei with $A=60-80$. The $N \approx Z$ Ge isotopes at the gate to these proton-rich nuclei have been extensively studied. The recent development of experimental techniques accomplished detailed measurements of ^{66}Ge [1] and ^{68}Ge [2]. Our subject is explaining the observed data and clarifying the structure. Besides this subject, we aim to get a useful effective interaction for the shell model which is applicable to exploration of the problems of heavier $N \approx Z$ nuclei. We have succeeded in reproducing a large number of energy levels observed in these nuclei. Using the wave-functions, we have found a unique phenomenon of particle alignment which has not been expected in even-even nuclei. The particle alignments, which can be considered as breaking away from the collective $T = 1$ or $T = 0$ pair correlations caused by rapid rotation, reveal the features of the pn pair correlations as well as the like-nucleon pair correlations. The one-proton-one-neutron ($1p1n$) alignment with $T = 0$, $J = 2j$ has been discussed only in odd-odd nuclei. In this paper, dealing with pn interactions dynamically in the shell model, we show unexpected existence of the $T = 0$ $1p1n$ alignment at high-spin yrast states of the $N \approx Z$ even-even nuclei ^{66}Ge and ^{68}Ge . This is a unique appearance of the pn pair correlations.

The new experiments for ^{68}Ge and ^{66}Ge [1, 2] have found several bands with positive and negative parities up to high spins ($J \leq 28$). The new data which display changes in the structure with increasing spin call our attention to the particle alignments. The two-nucleon alignment at $J^\pi = 8^+$ in ^{68}Ge and ^{66}Ge has been discussed by several authors [3, 4, 5, 6, 7, 8, 9]. The calcu-

lations based on the deformed mean field approximation in Ref. [1] predict simultaneous alignment of protons and neutrons just after the first band crossing. In a previous paper [10], we showed that the shell model with the extended $P + QQ$ interaction in a restricted configuration space ($p_{3/2}, f_{5/2}, p_{1/2}, g_{9/2}$) successfully describes ^{64}Ge . The shell model has advantages that the nuclear deformation is dynamically determined through nuclear interactions and wave-functions are strictly determined, which make it possible to calculate physical quantities and to discuss the structure of bands in detail. We carried out large-scale shell model calculations for ^{66}Ge and ^{68}Ge using the calculation code [11]. Results of the calculations explain well all the observed energy levels and other properties except for the superdeformed band. We analyze the wave-functions obtained to investigate the structure of the even- J positive-parity yrast states.

We first employed the same single-particle energies as those used for ^{64}Ge in Ref. [10]. The parameters, however, cannot reproduce the relative energies of the positive and negative parity states in odd-mass Ge isotopes. We therefore lowered the $g_{9/2}$ orbit toward the pf shell so that our shell model can reproduce observed level schemes of odd-mass and even-mass Ge isotopes (and also ^{66}As) as a whole. This was linked with the search for force strengths. We thus obtained the following set of parameters for the Ge isotopes. The single-particle energies are $\varepsilon_{p_{3/2}} = 0.00$, $\varepsilon_{f_{5/2}} = 0.77$, $\varepsilon_{p_{1/2}} = 1.11$ and $\varepsilon_{g_{9/2}} = 2.50$ in MeV. The strengths of the $J = 0$ and $J = 2$ pairing, quadrupole-quadrupole and octupole-octupole forces are $g_0 = 0.262$, $g_2 = 0.0$, $\chi_2 = 0.238$ and $\chi_3 = 0.047$ in MeV. The monopole corrections are $H_{mc}^{T=1}(p_{3/2}, f_{5/2}) = -0.3$, $H_{mc}^{T=1}(p_{3/2}, p_{1/2}) = -0.3$, $H_{mc}^{T=1}(f_{5/2}, p_{1/2}) = -0.4$, $H_{mc}^{T=1}(g_{9/2}, g_{9/2}) = -0.2$ and $H_{mc}^{T=0}(g_{9/2}, g_{9/2}) = -0.1$ in MeV.

In Fig. 1, we compare energy levels obtained for ^{66}Ge with the experimental ones in Ref. [1]. The calculations reproduce the several bands of the yrast states with positive and negative parities observed in ^{66}Ge . The agreement between the observed and calculated energy levels

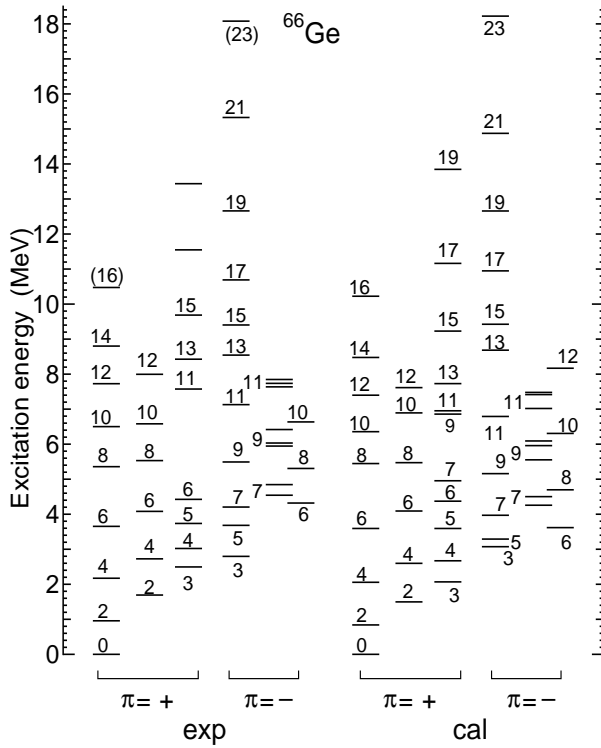


FIG. 1: Experimental and calculated energy levels of ^{66}Ge .

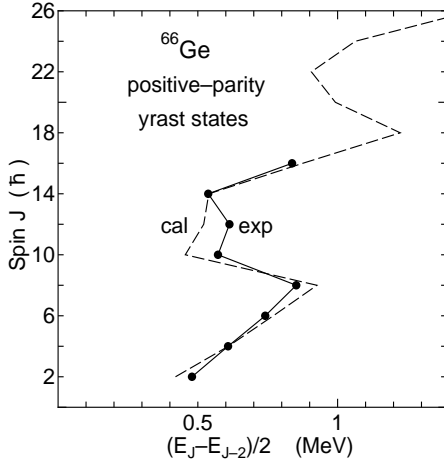


FIG. 2: The $J-\omega$ graph for the positive-parity yrast states with even J of ^{66}Ge .

is excellent. The present model reproduces well observed energy levels of ^{68}Ge (which are more than twice as many as those of ^{66}Ge) and also satisfactorily describes energy levels observed in the odd-mass isotopes ^{65}Ge and ^{67}Ge . It reproduces the experimental Q moment of the 2_1^+ state in ^{70}Ge . Such a consistent description of both the even and odd Ge isotopes has not been reported previously.

The graph of spin J versus angular frequency $\omega(J) = (E(J) - E(J-2))/2$ (we call it “ $J-\omega$ graph”) is useful in seeing the variation of nuclear structure, because the mo-

ment of inertia $J/\omega(J)$ reflects the competition of various nuclear correlations. We illustrate the $J-\omega$ graph for the even- J positive-parity yrast states of ^{66}Ge , in Fig. 2. Our model reproduces well the variation of the experimental moments of inertia. The agreement with the experiment is better than that of the total Routhian surface (TRS) calculations [1]. This indicates that our wave-functions are better than those of the TRS calculations. In Fig. 2, the $J-\omega$ graph displays a stable rotation in the ground-state (gs) band up to 8_1^+ and a sharp backbending toward 10_1^+ . The remarkable backbending from 8_1^+ to 10_1^+ indicates a structural change there. The straight line starting from the 14_1^+ state is also interesting.

To analyze the wave-functions, we calculated expectation values of proton and neutron numbers in the four orbits for ^{66}Ge . The results show that the nucleon-number expectation values $\langle n_a \rangle$ hardly change in the gs band up to 8_1^+ , which is consistent with the stable rotation expected from the $J-\omega$ graph. Above 8_1^+ , the most notable thing is characteristic changes in the numbers of protons and neutrons occupying the $g_{9/2}$ orbit, $\langle n_{g_{9/2}}^\pi \rangle$ and $\langle n_{g_{9/2}}^\nu \rangle$. We illustrate their variations for the yrast states and some other states, in the upper panel of Fig. 3. In this figure, the neutron number in the $g_{9/2}$ orbit ($\langle n_{g_{9/2}}^\nu \rangle$) increases abruptly at 10_1^+ . This change in the wave-function explains the backbending of the experimental $J-\omega$ graph at 10_1^+ . However, the abrupt increase of $\langle n_{g_{9/2}}^\nu \rangle$ is more remarkable in the 8_2^+ state, whereas

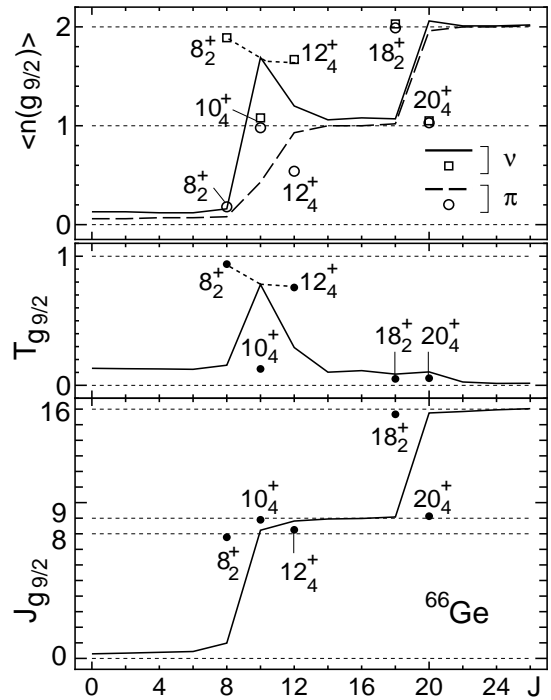


FIG. 3: The expectation values $\langle n_{g_{9/2}}^\nu \rangle$ and $\langle n_{g_{9/2}}^\pi \rangle$ in the upper panel, and $T_{g_{9/2}}$ and $J_{g_{9/2}}$ in the lower panel, for the yrast states (lines) and some other states (marks) of ^{66}Ge .

the proton distribution to the four orbits remains almost the same as that in the states 0_1^+ to 8_1^+ . Since the expectation value $\langle n_{g9/2}^\nu \rangle$ is considered to be fractional at low energy, the value $\langle n_{g9/2}^\nu \rangle \approx 2$ (being about integer) in the 8_2^+ state suggests the alignment of two neutrons, $(g_{9/2}^\nu)_{J=8, T=1}^2$. The large values of $\langle n_{g9/2}^\nu \rangle$ (~ 2) at 8_2^+ and 10_1^+ , and a strong $E2$ transition $10_1^+ \rightarrow 8_2^+$ in theory and experiment reveal a similar structure of the two states. The structural change from 8_1^+ to 10_1^+ is probably caused by the $2n$ alignment coupled to $J = 8, T = 1$ in the $g_{9/2}$ orbit. Figure 3 suggests a continuation from 8_2^+ to 10_1^+ . This situation can be called a “band crossing”, where the $2n$ -aligned band crosses the gs band. The present explanation for the 8_1^+ and 8_2^+ states is in agreement with the assignment in the transfer reaction [6], the result in the IBM plus a pair treatment [9] and the discussion about the kinematic moment of inertia [1].

In Fig. 3, we can see a decrease of the neutron number $\langle n_{g9/2}^\nu \rangle$ and an increase of the proton number $\langle n_{g9/2}^\pi \rangle$ from 8_2^+ to 10_1^+ . The same trend is clear in the 12_1^+ state, and then the proton and neutron numbers become nearly equal to each other in the 14_1^+ state. The 14_1^+ , 16_1^+ and 18_1^+ states keep nearly integral numbers $\langle n_{g9/2}^\pi \rangle \approx \langle n_{g9/2}^\nu \rangle \approx 1$. In our calculation for ^{66}As using the same Hamiltonian, we had also almost integral numbers $\langle n_{g9/2}^\pi \rangle \approx \langle n_{g9/2}^\nu \rangle \approx 1$ for the $J^\pi \geq 9^+$ states of the $T = 0$ band. It is probable that ^{66}As has a $T = 0, J = 9$ aligned $1p1n$ pair in these states. Similarly, the nearly integral numbers $\langle n_{g9/2}^\pi \rangle \approx \langle n_{g9/2}^\nu \rangle \approx 1$ in ^{66}Ge are presumed to be the signature of the $T = 0, J = 9$ $1p1n$ alignment at the 14_1^+ states where the $J - \omega$ graph has a notable bend. Let us examine it by evaluating the expectation values of spin and isospin of nucleons in the $g_{9/2}$ orbit. The lower panel of Fig. 3 shows the values $J_{g9/2} = [\langle (\hat{j}_{g9/2})^2 \rangle + 1/4]^{1/2} - 1/2$ and $T_{g9/2} = [\langle (\hat{t}_{g9/2})^2 \rangle + 1/4]^{1/2} - 1/2$. This figure confirms our presumption, telling the following scenario: The two neutrons in the $g_{9/2}$ orbit outside the $N = Z = 32$ central system align at the 8_2^+ state and produce the spin $J_{g9/2} \approx 8$ and the isospin $T_{g9/2} \approx 1$. During the competition between the $J = 8, T = 1$ $2n$ pair and $J = 9, T = 0$ $1p1n$ pair in the 10_1^+ and 12_1^+ states, the two nucleons in the $g_{9/2}$ orbit increase the spin and decrease the isospin. At last in the 14_1^+ state where $J_{g9/2} \approx 9$ and $T_{g9/2} \approx 0$, the $J = 9, T = 0$ $1p1n$ pair overwhelms the $J = 8, T = 1$ $2n$ pair. The superiority of the $J = 9, T = 0$ $1p1n$ pair can be attributed to the condition that the $T = 0, J = 9$ pn interaction is stronger than the $T = 1, J = 8$ interaction (note that while the $T = 1, J = 2j - 1$ interaction is repulsive, the $T = 0, J = 2j$ interaction is very attractive in ordinary effective interactions). If we set $\langle (g_{9/2})^2 | V | (g_{9/2})^2 : T = 0, J = 9 \rangle$ zero, the $1p1n$ aligned states do not become the yrast states, while the gs band is hardly disturbed.

To clarify the band crossing near $J = 12$, we searched for the $J = 10$ member of the $1p1n$ aligned band and the

$J = 12$ member of the $2n$ aligned band in our calculations. Obtained candidates are 10_4^+ and 12_4^+ , for which the expectation values $\langle n_{g9/2}^\pi \rangle$, $\langle n_{g9/2}^\nu \rangle$, $J_{g9/2}$ and $T_{g9/2}$ are plotted in Fig. 3. Figure 3 indicates the band crossing between $J = 10$ and $J = 12$. The TRS calculations [1] suggested that the bend at 14_1^+ of the $J - \omega$ graph is caused by simultaneous alignment of $2p$ and $2n$. However, the result presented above disagrees with this suggestion. As shown in Fig. 3, our model predicts that the simultaneous alignment of $2p$ and $2n$ takes place at the 18_2^+ state, and from 18_2^+ a band continues to the yrast states 20_1^+ , 22_1^+ , 24_1^+ and 26_1^+ . Figure 3 shows that the $2p2n$ alignment in the $g_{9/2}$ orbit produces the spin $J_{g9/2} \approx 16$ and the isospin $T_{g9/2} \approx 0$, which indicates the aligned structure $[(g_{9/2}^\pi)_{J=8, T=1}^2 (g_{9/2}^\nu)_{J=8, T=1}^2]_{J=16, T=0}$. The calculation yields the 20_4^+ state as the $J = 20$ member of the $1p1n$ aligned band. The third band crossing takes place between $J = 18$ and $J = 20$ in our model.

What conditions cause such a nearly pure $1p1n$ alignment? In Ref. [12], we investigated even-mass Ru isotopes around ^{90}Ru which is symmetrical to ^{66}Ge with respect to the particle-hole transformation in the $(p_{3/2}, f_{5/2}, p_{1/2}, g_{9/2})$ space. We did not find any sign of the $T = 0$ $1p1n$ alignment there, and could not see a pure $2n$ alignment at the backbending state 8_1^+ in ^{90}Ru . An important thing is that the Fermi level lies at the $g_{9/2}$ orbit itself in the Ru isotopes but considerably far from the $g_{9/2}$ orbit in the Ge isotopes. The appearance of the nearly pure $2n$ and $1p1n$ alignments in ^{66}Ge is based on the condition that the high-spin orbit $g_{9/2}$ is quite apart from the Fermi level and has the opposite parity to the pf shell. Only even-number nucleons are allowed to occupy the $g_{9/2}$ orbit after covering the cost of excitation energy from pf to $g_{9/2}$. We can expect the $T = 0$ $1p1n$ alignment in $N \approx Z$ even-even nuclei near the Ge isotopes. It

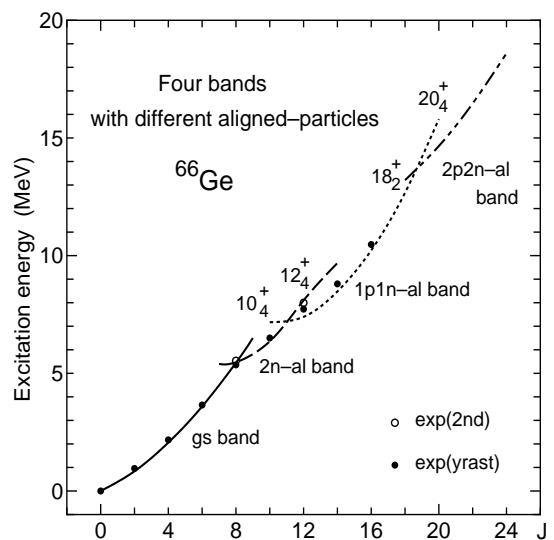


FIG. 4: Comparison of the calculated four bands with the experimental yrast states for ^{66}Ge .

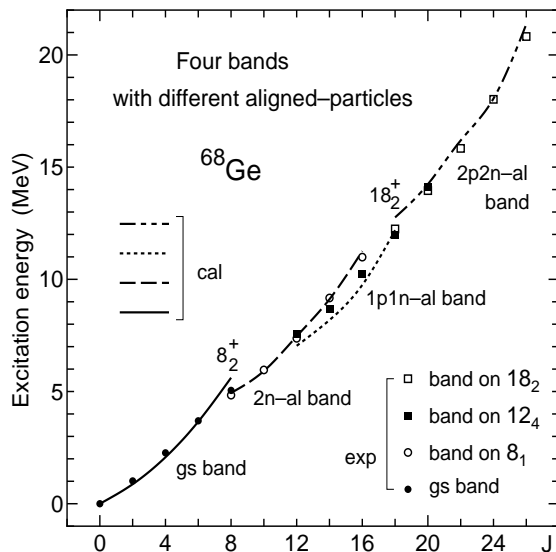


FIG. 5: Comparison of the calculated four bands with the experimentally observed bands for ^{68}Ge .

should be also noticed that the residual nucleons in the pf shell coupled with the aligned $1p1n$ pair with $T = 0$, $J = 9$ must have the isospin $T = 1$ for the nucleus ^{66}Ge , while the residual nucleons coupled with the aligned $2n$ pair with $T = 1$, $J = 8$ can have the isospins $T = 0$ and $T = 1$. This is confirmed by calculating the isospin of nucleons in the pf shell. The different isospin couplings bring about different properties to the $1p1n$ and $2n$ aligned bands. The problem is related to the competition between the $T = 1$ and $T = 0$ pair correlations in the central system which is represented by the pf shell in our shell model. We also calculated the spin of nucleons in the pf shell, “ J_{pf} ”. The calculated results indicate the approximate alignment of $J_{g_{9/2}}$ and J_{pf} in the three aligned bands.

Thus, we have three bands which contain the three types of aligned nucleons in the $g_{9/2}$ orbit, in addition to the gs band, as shown in Fig. 4. The theoretical bands finely trace the experimentally observed footprints of the yrast states. The theory shows a slight deviation from the experiment near $J = 12$, which suggests a stronger

coupling between the $2n$ and $1p1n$ aligned bands.

Let us briefly discuss the structure of ^{68}Ge which has two more neutrons than ^{66}Ge . The present calculations show that the ^{68}Ge nucleus has the same structure in the $g_{9/2}$ orbit as that of ^{66}Ge . An important difference of ^{68}Ge from ^{66}Ge is the backbending at 8_1^+ in the $J - \omega$ graph. We obtained graphs similar to those of Fig. 3, which explain the band crossing at $J = 8$ in terms of the $2n$ alignment in the $g_{9/2}$ orbit. The $2n$ aligned band starts from the 8_1^+ state, while the gs band continues to the 8_2^+ state. This explanation disagrees with the discussions in the particle-rotor model [3] and the VAMPIR calculation [5]. We do not have any sign of the two-proton alignment in our results for ^{68}Ge as well as ^{66}Ge . There is no significant difference above $J = 8$ between ^{68}Ge and ^{66}Ge . Also in ^{68}Ge , we have the same three bands as those in ^{66}Ge , as shown in Fig. 5: the observed band on 8_1^+ corresponds to the $2n$ aligned band; the band on 12_4^+ to the $1p1n$ aligned band; the band on 18_2^+ to the $2p2n$ aligned band. The agreement between theory and experiment is good up to the 26_1^+ state where the $2p2n$ aligned band terminates. The theory has one deviation from the experiment with respect to the band crossing at $J = 12$. The 12_1^+ state is assigned as the continuation from 10_1^+ in the experiment [2], while the 12_1^+ state is the member of the $1p1n$ aligned band (mixed with the 12^+ state of the $2n$ aligned band) in our calculation. The slightly staggering curves in Fig. 5 show that the coupling between the different bands is stronger in ^{68}Ge than in ^{66}Ge . We close our discussions by pointing out that the prediction for the $J > 16$ states of ^{66}Ge in Fig. 4 is hopeful.

In conclusion, we have investigated the mechanism of angular momentum increase caused by the particle alignments, in the even- J positive-parity yrast states of ^{66}Ge and ^{68}Ge , using the reliable wave-functions obtained by the successful shell model calculations. The investigation has revealed a new feature that the $T = 0$ $1p1n$ alignment in the $g_{9/2}$ orbit takes place at high spins (14_1^+ , 16_1^+ and 18_1^+) in the $N \approx Z$ even-even Ge isotopes ^{66}Ge and ^{68}Ge . The three bands with different types of aligned nucleons in the $g_{9/2}$ orbit successively appear above the gs band as the spin increases, namely the $2n$ aligned band, the $1p1n$ aligned band and the $2p2n$ aligned band.

-
- [1] E.A. Stefanova *et al.*, Phys. Rev. C **67**, 054319 (2003).
[2] D. Ward *et al.*, Phys. Rev. C **63**, 014301 (2001).
[3] A.P. de Lima *et al.*, Phys. Rev. C **23**, 213 (1981).
[4] R. Soundranayagam *et al.*, Phys. Rev. C **25**, 1575 (1982).
[5] A. Petrovici, K.W. Schmid, F. Gümer, and A. Faessler, Nucl. Phys. **A483**, 317 (1988); **A504**, 277 (1989); **A517**, 108 (1990).
[6] A. Boucenna, L. Kraus, I. Linck, and Tsan Ung Chan, Phys. Rev C **42**, 1297 (1990).
[7] L. Chaturvedi *et al.*, Phys. Rev. C **43**, 2541 (1991).
[8] U. Hermkens, F. Becker, J. Eberth, S. Freund, Mylaeus, S. Skoda, W. Teichert, and A.v.d. Werth, Z. Phys. A **343**, 371 (1992).
[9] S.T. Hsieh, H.C. Chiang, and Der-San Chuu, Phys. Rev. C **46**, 195 (1992).
[10] K. Kaneko, M. Hasegawa and T. Mizusaki, Phys. Rev. C **66**, 051306(R) (2002).
[11] T. Mizusaki, RIKEN Accel. Prog. Rep. **33**, 14 (2000).
[12] M. Hasegawa, K. Kaneko, T. Mizusaki, and S. Tazaki, Phys. Rev. C **69**, 034324 (2004).