

# Pion Source in Au+Au Collisions at $\sqrt{s_{NN}} = 130$ GeV

Bi Pin-zhen

*Institute of Modern Physics, Fudan University, Shanghai 200433, China\**

(Dated: November 21, 2018)

## Abstract

The modified model emission function  $S(x,p)$ , with a uniform radial expansion mode and mass reduction, is used to study the single particle spectra and two particle correlation of pions. The calculated HBT radii and one particle spectra are compared with the data from  $\sqrt{s_{NN}} = 130$  GeV Au+Au collisions at the Relativistic Heavy Ion Collider (RHIC). We see the main features of the data are reproduced,  $R_o/R_s$  decreases with increasing  $K_T$  and we have a kinetic freeze out temperature  $T = 150 MeV$ .

PACS numbers: 25.75.-q, 24.10.NZ,

arXiv:nucl-th/0406067v1 20 Jun 2004

---

\*Electronic address: pzbi@fudan.edu.cn

## I. INTRODUCTION

We believe quarks are constituents of hadrons, but at present we have not found "free quarks" yet. At low densities quarks are confined in individual hadrons, we expected that at high energy density nuclear matter undergoes a transition to deconfined "quark matter" or "quark gluon plasma", where quarks could move "freely" in a volume much larger than that of a single hadron. The primary goal of the ultrarelativistic heavy ion collision is to create the new form of matter, quark gluon plasma. Bose-Einstein correlation in multiparticle production processes provide valuable information on the space-time dynamics of the fundamental interactions. It is expected that correlations of identical pions produced in the ultrarelativistic heavy ion collisions could lead to a better understanding of the properties of the new matter form. The main aim of particle interferometric methods is to extract as much information as possible about the emission function  $S(x, K)$ , which characterizes the particle emitting source created in the heavy ion collision. A completely model independent reconstruction of emission function from measured correlation data is not possible, only certain combinations of spatial and temporal source characteristics are measurable [1], and some useful pieces of information about the phase-space distribution  $S(x, K)$  could be obtained. One particle spectra and two particle HBT (Hanbury-Brown-Twiss) correlation functions are related to it in [2, 3, 4]

$$E \frac{dN}{d^3p} = \int d^4x S(x, p), \quad (1)$$

$$C(K, q) = 1 + \frac{|\int d^4x S(x, K) e^{iq \cdot x}|^2}{\int d^4x S(x, p_1) \int d^4x S(x, p_2)} \quad (2)$$

where  $K = (p_1 + p_2)/2$ ,  $q = (p_1 - p_2)$  and  $p_1, p_2$  are momentums of detected particles. Experimental measurements of C are usually parameterized in terms of the intercept  $\lambda(K)$  and the HBT radii  $R_{ij}^2(K)$  by

$$C(K, q) = 1 + \lambda \exp[-\sum R_{ij}^2(K) q_i q_j]. \quad (3)$$

The relative momentum is decomposed into components parallel to the beam (l=longitudinal), parallel to the transverse component of K (o=out), and in the remaining third direction (s=side). A basic model for  $S(x, K)$  is proposed in ref.[1, 5]. We expect that its main characteristics can be quantified by its widths in the spatial and temporal directions, and a collective dynamical component.

$$S(x, p) = \frac{2J+1}{(2\pi)^3 \pi \Delta\tau} m_{\perp} \cosh(y-\eta) \exp\left[-\frac{p \cdot u(x) - \mu}{T}\right] \\ \times \exp\left[-\frac{r^2}{2R^2} - \frac{\eta^2}{2(\Delta\eta)^2} - \frac{(\tau - \tau_0)^2}{2(\Delta\tau)^2}\right]. \quad (4)$$

Here  $\tau = \sqrt{t^2 - z^2}$  denotes the longitudinal proper time and  $\eta = \frac{1}{2} \ln[(t+z)/(t-z)]$  the space-time rapidity. The transverse mass  $m_{\perp} = \sqrt{p_{\perp}^2 + m^2}$ . Spin degeneracy  $(2J+1) = 1$ , and chemical potential  $\mu = 0$  for pion. The particle four-momentum can be expressed by the momentum rapidity and the transverse mass,

$$p_{\mu} = (m_{\perp} \cosh y, p_{\perp}, 0, m_{\perp} \sinh y), \quad (5)$$

$$\frac{p \cdot u(x)}{T} = \frac{m_{\perp}}{T} \cosh(y-\eta) \cosh \eta_t - \frac{p_{\perp}}{T} \frac{x}{r} \sinh \eta_t. \quad (6)$$

The source has a finite geometrical size in the spatial and temporal directions encoded in transverse and longitudinal Gaussian widths  $R$  and  $\Delta\eta$  as well as in a finite particle emission duration  $\Delta\tau$ . The freeze out temperature are mainly determined by the the transverse single pion spectra [6] and resonance decay contributions are often taken into account in fitting processes [7]. The influence of collective velocity is considered also with a linear transverse flow rapidity profile

$$\eta_t(r) = \eta_f \frac{r}{R} \quad (7)$$

in the model [8]. With these assumptions the HBT radii can be calculated by

$$R_s^2(K) = \langle \tilde{y}^2 \rangle (K), \quad (8)$$

$$R_o^2(K) = \langle (\tilde{x} - \beta_{\perp} \tilde{t})^2 \rangle (K), \quad (9)$$

$$R_l^2(K) = \langle (\tilde{z} - \beta_l \tilde{t})^2 \rangle (K) \quad (10)$$

where  $\langle \dots \rangle$  denotes an average with the emission function  $S(x, K)$ :

$$\langle f \rangle (K) = \frac{\int d^4x f(x) S(x, K)}{\int d^4x S(x, K)}. \quad (11)$$

The space-time coordinates  $\tilde{x}^{\mu}$  are defined relative to the "effective source center"  $\bar{x}^{\mu}$  by

$$\tilde{x}^{\mu}(K) = x^{\mu} - \bar{x}^{\mu}(K), \\ \bar{x}^{\mu}(K) = \langle x^{\mu} \rangle (K). \quad (12)$$

But at present it is difficult to reproduce one particle spectra and the HBT radii extracted from two-pion correlations simultaneously.  $R_o/R_s$  from hydrodynamics is greater than one, and increases as  $K_T$  does. In stead, experiment finds that  $R_o/R_s$  decreases with increasing  $K_T$  [9]. Different approaches are proposed to deal with this problem recently [10, 11, 12]. Here we would like to modify this basic model and try to find a set of parameters, by which the main features of the one particle spectrum and HBT radii could be reproduced.

## II. THE MODIFIED MODEL

(1) We use Bose-Einstein distribution function instead of Boltzmann function. The difference is not small for pion at low transverse momentum. The resonance decay contributions are not included. Only the direct pions are considered,

$$\begin{aligned}
S(x, p) = & \frac{2J + 1}{(2\pi)^3 \pi \Delta\tau} m_{\perp} \cosh(y - \eta) \\
& \times \frac{1}{\exp\left[\frac{p \cdot u(x) - \mu}{T}\right] - 1} \\
& \times \exp\left[-\frac{r^2}{2R^2} - \frac{\eta^2}{2(\Delta\eta)^2} - \frac{(\tau - \tau_0)^2}{2(\Delta\tau)^2}\right]
\end{aligned} \tag{13}$$

(2) The radial expansion mode is assumed to be uniform, independent of radial position,  $\eta_t = C$ . We are motivated to do this by the fact that the experiment shows a type of "explosive" behavior, which implies that a strong pressure is build-up at the origin. We first generalize the linear transverse flow rapidity profile to

$$\eta_t(r) = \eta_f \left(\frac{r}{R}\right)^{\alpha}. \tag{14}$$

It is easy to see, a smaller  $\alpha$  implies a stronger radial flow. Then we take  $\alpha = 0$  to express the strongest radial flow, the strongest pressure build-up at the origin. Maybe a  $\delta$  function could be used to describe the pressure at the origin. We neglect the detailed structure in this small region near the center and express it in a simplified way.

(3) In the procedures of fitting, the temperature influence on the pion mass is considered. Many different models are used to approach this problem, their results are quite different. We only use the effective pion mass as an adjustable parameter here, its value is fitted by the data. We will compare it with some model estimated values in section III.

Under these modifications, a set of parameters are found,  $m_{\pi} = 40MeV$ ,  $T = 150MeV$ ,  $\eta_t = 0.55$ ,  $R = 5.2fm$ ,  $\Delta\eta = 5.6$ ,  $\tau_0 = 6fm/c$ , and  $\Delta\tau = 1fm/c$ .

The  $P_T$  dependence of the yield of  $\pi^-$  is fitted by

$$\frac{1}{P_T} \frac{d^2N}{dP_T dy} = A \int d^4x S(x, P) \quad (15)$$

It is assumed that all particles decouple kinematically at the same freeze out temperature. The experimental data are taken from ref.[13]. Transverse momentum spectra of  $\pi^-$  are measured at midrapidity for the most central events. The results from the emission function with mass reduction, uniform radial expansion and Bose-Einstein distribution are shown in fig.1 by the solid line. It is fitted in a broad range  $P_T < 2.2 GeV$ . The dashed line shows the results from the emission function with the uniform radial expansion and Bose-Einstein distribution, but without mass reduction. We see that the influence of mass reduction exists in low transverse momentum region. The dot dashed line shows the results from the emission function with linear radial expansion and without mass reduction (other parameters are the same as given above) . The curve is changed greatly. This implies that the extracted temperature is connected with the expansion mode tightly.

In fig.2 solid line shows the calculated results of  $R_s$  by the emission function with mass reduction and uniform radial expansion. Data of  $R_s$  for pions as a function of  $K_T$  are measured at mid-rapidity from  $\sqrt{s_{NN}} = 130$  GeV Au+Au collisions at RHIC. Solid circle (empty circle) for  $\pi^+$  ( $\pi^-$ ) are given by ref.[14]. Triangle-down (triangle-up) for  $\pi^+$  ( $\pi^-$ ) are given by ref.[15]. We see the main features of the data are reproduced by the modified emission function. The dot dashed line shows the results from the emission function without modifications.

The experimental data for  $R_o$  and  $R_l$  are also compared with the calculated results in fig.3 and fig.4 respectively. The results from the emission function with mass reduction and uniform radial expansion are shown by the solid lines and the results from the emission function without modifications are shown by the dot dashed lines. We see the slope of  $R_o$  is larger in the modified model. The ratio  $R_o/R_s$  obtained from the emission functions is shown in fig.5 by the solid line (with modifications) and the dot dashed line (without modifications). Data are from PHENIX [14] and STAR [15]. The pion source parameters given here do not reproduce the data exactly yet, but it is consistent with the main features of the single particle spectra and HBT radii,  $R_o/R_s$  decreases with increasing  $K_T$ . If this picture is acceptable, we have a kinetic freeze out temperature  $T = 150 MeV$ . It is just near the chemical freeze out temperature.

### III. DISCUSSIONS

(1) We take the uniform radial expansion mode here. It does not mean that there is only pressure (and pressure gradients) at the origin of the system. It only means that pressure gradients at the small region near the origin of the system is much stronger than that at the other parts. It is only a simplified description. We take this choice as it can produce a reasonable result and it is consistent with the picture of explosion.

(2) The kinetic freeze out temperature is mainly determined by the one particle spectra. With different expansion mode the extracted temperature is different. In fig.1 the dashed line shows the result from the emission function with linear expansion profile and without mass reduction. It is only used to show the influence of the modification. Our result  $T = 150 MeV$  is just near the chemical freeze out temperature. It implies that the chemical freeze out and kinetic freeze out maybe occur simultaneously.

(3) A basic idea for deconfinement is that the vacuum can have two possible states. The first is the normal vacuum outside the hadrons. Quarks and their gluon fields modify the vacuum in their neighborhood, transforming it into the second state, the "perturbative" vacuum, or "bag" state, the vacuum inside the hadron. The inside state of the vacuum has a higher energy per unit volume than the outside vacuum state, the energy difference,  $B$ , is often called as bag constant in the bag model. The current quark mass is about 10 MeV for u quark and d quark. The mass of hadron with light quarks, i.e. the energy of a static spherical bag with radius  $R$ , is  $E = \frac{C}{R} + BR$  where  $V$  is the volume of the bag and  $C$  is a positive constant, which is determined by the number of quarks in the bag and the eigenvalues of energy and zero-point energy [16, 17]. Determined by  $dE/dR = 0$ , the energy of the bag has a minimum value  $E = 4/3(4\pi B)^{1/4} C^{1/4}$ . R.D.Pisarski gives the temperature dependent bag constant  $B(T) \propto (T_c^4 - T^4)$  in [18]. The field theory at finite temperature also shows the bag constant is temperature dependent [19, 20],  $B(T) = B_0(1 - \frac{T^2}{T_c^2})^2$  where  $T_c$  is the critical temperature. At the critical temperature the difference between the normal vacuum and the perturbative vacuum disappears, and the quarks are deconfinement. Near the critical temperature the difference between the two vacuums is small and thus the mass of hadron is reduced. At the freeze out condition, the hadrons decouple from each other, the mass of a hadron really has its vacuum value, but as the temperature around it is still high, it has a "hot vacuum" value. A "free hadron" in the vacuum is not "alone", the

vacuum around it is full of virtual particles. For hadrons with heavy quarks, H. Satz use potential at finite temperature to study their properties [21]. The detailed expressions for mass shift are different in these approaches, but they have common points. The hadron mass decreases with the increasing temperature [22]. The mass shift is also studied in other ways. R. D. Pisarski and F. Wilczek [23] study the restoration of the spontaneously broken chiral symmetry in a linear  $\sigma$  model and show that pion mass is stable but under some conditions the mass of  $\pi_0$  could drop to 77 MeV. Pion is taken as Goldstone boson its mass would be zero, but in the realistic case, pion mass has a small value. G. E. Brown and M. Rho studied the chiral restoration in hot and/or dense matter, and showed that the explicit chiral symmetry breaking—that gives masses to the Goldstone bosons could be "rotated away" in [24]. We also use linear  $\sigma$  model to study the properties of  $\pi^0$  [25], we find that if the explicit breaking term is temperature independent pion mass could even increase as temperature does, but the temperature dependent coupling will change the situation. From the above discussions we see the predictions from different models are quite different. Only the experiments could give judges. Unfortunately we have not found enough evidence [26] to show that the hadron mass (and pion mass) decreases with increasing temperature at present. It is difficult to measure the hot hadron mass directly as the observer is in low temperature environment, the pion mass returns to the normal value there. From the view point of bag model, the volume of pion shrinks and obtains the energy from the vacuum (bag constant), thus the pion mass returns to the normal value. In this process, the inter structure of pion is changed. Such a change will give no influence on the  $P_T$  distribution of pion. We could measure the influence of mass shift, but in some cases the influence could be even washed away by other facts. In our fitting procedures, we only take pion mass as an adjustable parameter to fit the data. Our result seems consistent with the mass reduction picture and previous studies [27, 28, 29, 30, 31].

(4)The correlation function is determined by the momentum distribution at the freeze out temperature in both the original model and the modified model. The difference of the momentum distributions at the freeze out temperature between these two models are caused different thermal distributions before the freeze out.

(5)A completely model-independent reconstruction of the emission function  $S(x,p)$  is not possible. We follow the approach given in refs.[1, 5] by using simple parametrizations of the emission function. We adjust the parameters by a comparison to data. The modified model

can reproduce the main features of the one particle spectra and HBT radii simultaneously now. This model should be further improved, if it is used to describe the azimuthal momentum space anisotropy of particle emission [32]. The pion production from resonance is not considered here. In ref.[1], resonance decay contributions are shown. Thus a detailed calculation including these effects is necessary for us to make the model better. We will discuss it elsewhere.



- 
- [1] U. A. Wiedemann and U. Heinz, Phys. Rep. **319** (1999) 145.
- [2] E. Shuryak, Phys. Lett. **B44** (1973) 387; Sov. J. Nucl. Phys. **18** (1974) 667.
- [3] S. Pratt, Phys. Rev. Lett. **53** (1984) 1219.
- [4] S. Chapman and U. Heinz, Phys. Lett. **B340** (1994) 250.
- [5] S. V. Akkelin, Yu. M. Sinyukov, Phys. Lett. **B356** (1995) 525.
- [6] I. G. Bearden *et al.*, Phys. Rev. Lett. **78** (1997) 2080.
- [7] U. A. Wiedemann and U. Heinz, Phys. Rev. **C56** (1997) 3265.
- [8] U. A. Wiedemann, P. Scotto, and U. Heinz, Phys. Rev. **C53** (1996) 918.
- [9] R. D. Pisarski, nucl-th/0212015.
- [10] W. Broniowski, A. Baran and W. Florkowski, Acta Phys. Polon, **B33** (2002) 4235; (hep-ph/0209286).
- [11] T. Csörgő and A. Ster, nucl-th/0207016.
- [12] A. Ster and T. Csörgő, hep-ph/0112064.
- [13] K. Adcox *et al.*, Phys. Rev. Lett. **88** (2002) 242301.
- [14] K. Adcox *et al.*, Phys. Rev. Lett. **88** (2002) 192302.
- [15] C. Adler *et al.*, Phys. Rev. Lett. **87** (2001) 082301.
- [16] A. T. M. Aerts and J. Rafelski, Phys. Lett. **B101** (1984) 337.
- [17] P. Koch, B. Müller and J. Rafelski, Phys. Rep. **142** (1986) 167.
- [18] R. D. Pisarski, Phys. Lett. **B110** (1982) 155.
- [19] P. Z. Bi, J. Phys. **G14** (1988) 681.
- [20] P. Z. Bi and Y. M. Shi, Z. Phys. **C54** (1992) 453.
- [21] S. Digal, P. Petreczky and H. Satz, hep-ph/0105234; hep-ph/0106017.
- [22] P. Z. Bi and Y. M. Shi, Z. Phys. **C72** (1996) 497.
- [23] R. D. Pisarski and F. Wilczek, Phys. Rev. **D29** (1984) 338.
- [24] G. E. Brown and M. Rho, Phys. Rep. **269** (1996) 333.
- [25] P. Z. Bi and J. Rafelski, M. Phys. Lett. **A7** (1992) 2493; **A7** (1992) 3439E.
- [26] P. Z. Bi, Phys. Lett. **B493** (2000) 43.
- [27] F. Takagi, Phys. Rev. **D34** (1986) 1646.
- [28] F. Takagi, Phys. Rev. **D35** (1987) 2226.

- [29] T. Hashimoto *et al.*, Phys. Rev. Lett. **57** (1986) 2123.
- [30] P. Z. Bi and J. Rafelski, Phys. Lett. **B262** (1991) 485.
- [31] P. Z. Bi and Y. M. Shi, Phys. Lett. **B375** (1996) 355.
- [32] R. F. Kolb, P. Huovinen, U. Heinz and H. Heiselberg, Phys. Lett. **B500** (2001) 232.

Captions:

Fig.1 Transverse momentum spectra measured at mid-rapidity for  $\pi^-$  at most centrality given in ref.[13] are compared with results obtained from the emission function with mass reduction, uniform radial expansion and Bose-Einstein distribution(solid line), with uniform radial expansion and Bose-Einstein distribution, but without mass reduction (dashed line), and with linear radial expansion and Bose-Einstein distribution but without mass reduction (dot dashed line).

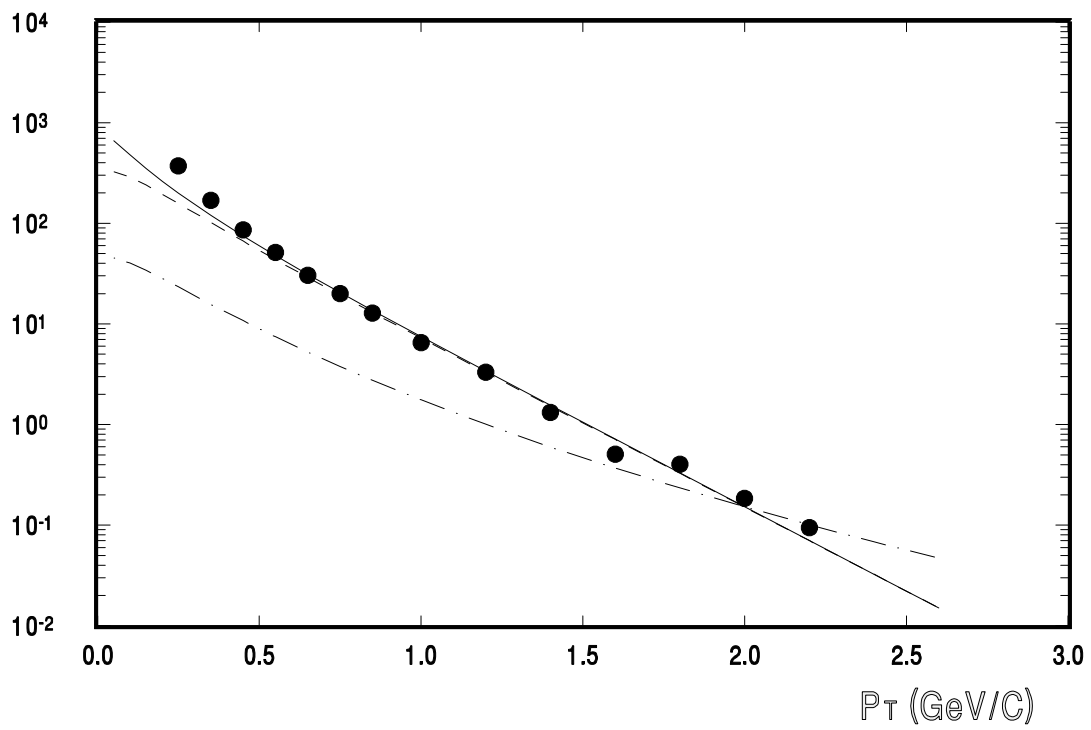
Fig.2  $R_s$  for pions as a function of  $K_T$  are measured at mid-rapidity. Solid circle (empty circle) for  $\pi^+$  ( $\pi^-$ ) are given by ref.[14]. Triangle-down (triangle-up) for  $\pi^+$  ( $\pi^-$ ) are given by ref.[15]. Solid line shows the calculated results from the emission function with mass reduction and uniform radial expansion. Dot dashed line shows the results from the emission function without modifications.

Fig.3  $R_o$  for pions as a function of  $K_T$  are measured at mid-rapidity. Solid circle (empty circle) for  $\pi^+$  ( $\pi^-$ ) are given by ref.[14]. Triangle-down (triangle-up) for  $\pi^+$  ( $\pi^-$ ) are given by ref.[15]. Solid line shows the calculated result from the emission function with mass reduction and uniform radial expansion. Dot dashed line shows the results from the emission function without modifications.

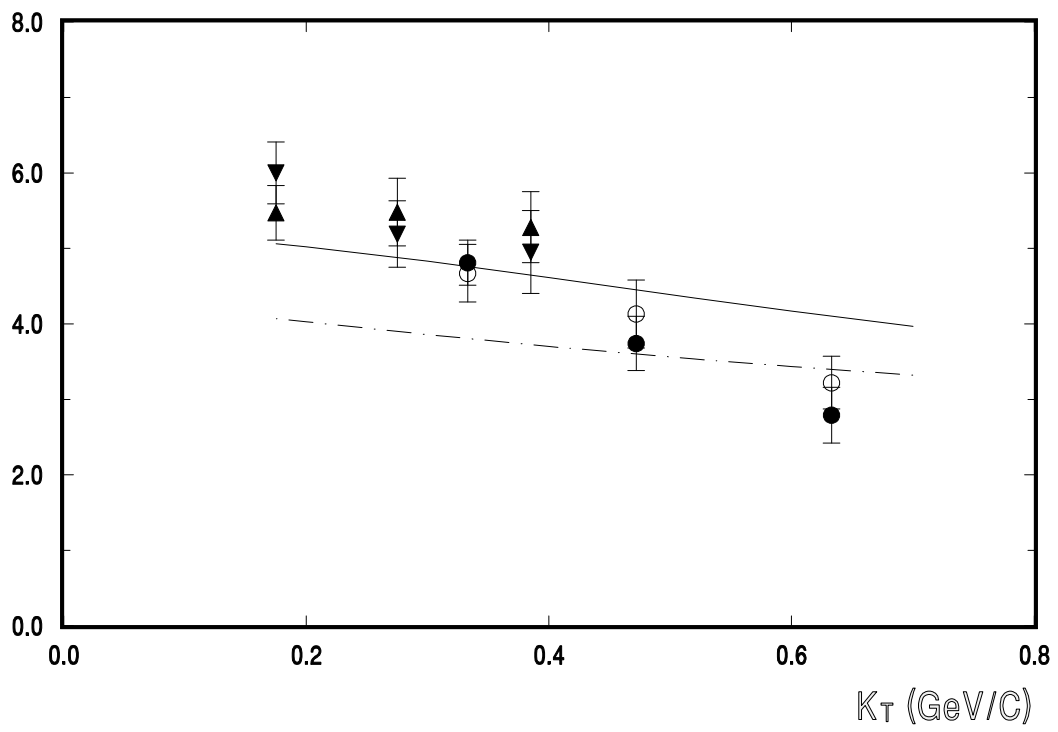
Fig.4  $R_l$  for pions as a function of  $K_T$  are measured at mid-rapidity. Solid circle (empty circle) for  $\pi^+$  ( $\pi^-$ ) are given by ref.[14]. Triangle-down (triangle-up) for  $\pi^+$  ( $\pi^-$ ) are given by ref.[15]. Solid line shows the calculated result from emission function with mass reduction and uniform radial expansion. Dot dashed line shows the results from the emission function without modifications.

Fig.5  $R_0/R_s$  for pions as a function of  $K_T$  are measured at mid-rapidity. Solid circle (empty circle) for  $\pi^+$  ( $\pi^-$ ) are given by ref.[14]. Triangle-down (triangle-up) for  $\pi^+$  ( $\pi^-$ ) are given by ref.[15]. Solid line shows the calculated result from emission function with mass reduction and uniform radial expansion. Dot dashed line shows the results from the emission function without modifications.

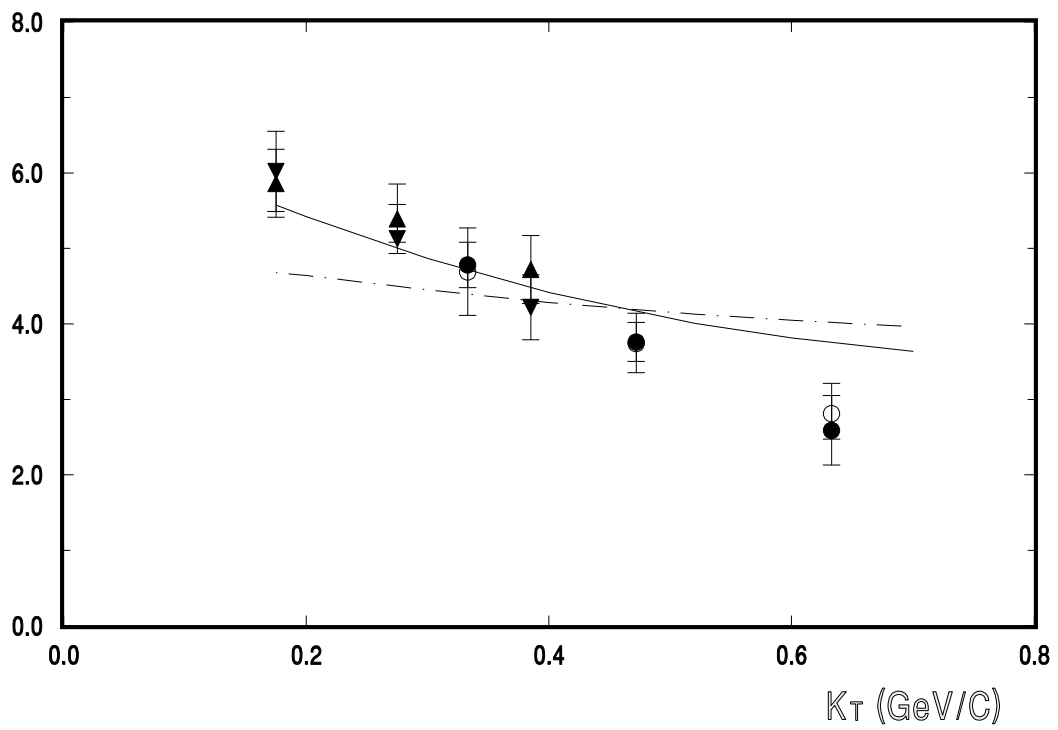
$1/P_T d^2N/dP_T dy$   
(a.u.)



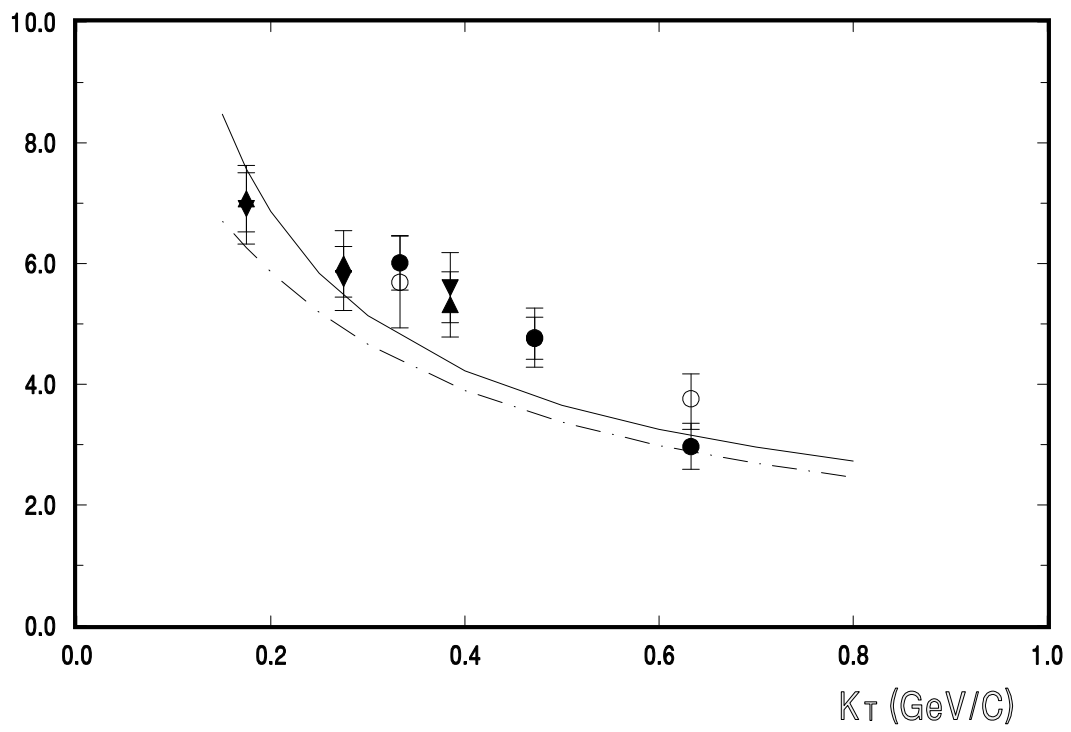
$R_s$  (fm)



$R_0$  (fm)



$R_L$  (fm)



$R_0/R_s$

