

Recent results on hadron form factors.

Egle Tomasi-Gustafsson and Michail P. Rekalo¹

DAPNIA/SPhN, CEA/Saclay, 91191 Gif-sur-Yvette Cedex, France

Abstract

We discuss the recent data on the electric proton form factor, obtained at JLab, which definitely show a spectacular deviation from the commonly assumed dipole behavior. We discuss the implication of these results on the deuteron structure and on the neutron electric form factor: at relatively large Q^2 a revision of the deuteron models may be required, and the neutron electric form factor might become even larger than the proton electric form factor.

1 Introduction

The complex structure of hadrons can be described in a convenient way in terms of form factors. In a parity conserving and time invariant theory, each particle of spin S can be described in terms of $2S+1$ elastic electromagnetic form factors, which are real functions in the space-like region and complex functions in the time-like region of momentum transfer square.

The (elastic or inelastic) electron-hadron scattering is the traditional way to determine the form factors, and it allows a direct comparison with the theory [1]. The precise measurement of these form factors requires polarization experiments (except for spin zero particles, like pions or kaons). Recent measurements at the Jefferson Laboratory essentially improved the experimental data concerning the elastic form factors of protons and deuterons up to relatively large values of momentum transfer [2, 3, 4]. The study of the internal structure of light hadrons is typically one of the main investigations which can be carried on with a high intensity, high duty cycle electron machine as Jefferson Laboratory (JLab). A large program is under way to measure the form factors of the neutron and of the first nucleon resonances [5, 6, 7]. Information on the internal structure of the nucleon is also provided by the annihilation channels as $e^+ + e^- \leftrightarrow p + \bar{p}$ [8].

¹ Permanent address: *National Science Center KFTI, 310108 Kharkov, Ukraine*

We will discuss the implications of these new results and the related opportunities for the Nuclotron, due to its unique capability to accelerate polarized deuterons.

2 Proton electromagnetic form factors

The elastic ep cross section, in one-photon exchange approximation, can be written as a function of the electric G_{Ep} and magnetic G_{Mp} proton form factors [9]:

$$\frac{d\sigma}{d\Omega} = \left(\frac{d\sigma}{d\Omega} \right)_{Mott} \left[\frac{G_{Ep}^2 + \tau G_{Mp}^2}{1 + \tau} + 2\tau G_{Mp}^2 \tan^2 \frac{\theta_e}{2} \right], \quad \tau = \frac{Q^2}{4M^2}$$

with

$$\left(\frac{d\sigma}{d\Omega} \right)_{Mott} = \frac{\alpha^2 \cos^2(\theta_e/2) E'}{4E^3 \sin^4(\theta_e/2)} \quad \text{and} \quad E' = \frac{E}{1 + 2\frac{E}{M} \sin^2(\theta_e/2)}$$

where M is the proton mass, E is the energy of the incident electron, E' and θ_e are the energy and scattering angle of the outgoing electron, α is the fine structure constant. The momentum of the virtual photon is $Q^2 = 4EE' \sin^2(\theta_e/2)$ and it is positive in the space-like region. Measurements of the cross section for the same Q^2 and different angles allow, in principle, to determine G_{Ep}^2 and G_{Mp}^2 . However, at larger Q^2 , it is very difficult to disentangle the electric form factor with high precision, as its contribution dies out (it is $\simeq 8\%$ at $Q^2 = 9 \text{ GeV}^2$). Therefore a measurement of the differential cross section allows to determine precisely only $|G_{Mp}|$. More than forty years ago it was shown in [10] that the polarized cross section (with longitudinally polarized electrons on a polarized proton target, or with measurement of the recoil proton polarization) contains a term proportional to $G_{Ep}G_{Mp}$ and it was suggested for the first time a very sensitive method for the determination of G_{Ep} . Only recently this method could be applied, as it needs high high intensity polarized beams, large solid angle spectrometers and advanced techniques of polarimetry [2, 11].

2.1 The Recoil Polarization Method

The polarization method was first discussed by Akhiezer and Rekalov [10], then Dombey [12], and later by Arnold, Carlson and Gross [13]. The idea is to measure the transferred longitudinal and sideways polarizations, P_ℓ and P_t in $\vec{e}p \rightarrow e\vec{p}$, of the recoiling proton with a polarimeter.

Assuming one photon exchange there is no out-of-plane polarization transfer ($P_n=0$), and for a 100 % longitudinally polarized beam, P_ℓ and P_t are:

$$I_0 P_\ell = \frac{E_e + E_{e'}}{M} \sqrt{\tau(1 + \tau)} G_{Mp}^2 \tan^2 \frac{\theta_e}{2} \quad (1)$$

$$I_0 P_t = -2\sqrt{\tau(1 + \tau)} G_{Ep} G_{Mp} \tan \frac{\theta_e}{2} \quad (2)$$

where

$$I_0 = G_{Ep}^2(Q^2) + \tau G_{Mp}^2(Q^2) \left[1 + 2(1 + \tau) \tan^2 \frac{\theta_e}{2} \right]. \quad (3)$$

One of the advantages of the polarization method is that the interesting observable, P_t , is an interference term; thus even a small G_{Ep} will get amplified by a large G_{Mp} .

The proton polarization is measured by a polarimeter installed at the focal plane of a spectrometer. The protons, issued from a primary target, are momentum analyzed in the spectrometer and undergo a second scattering in a thick analyzer (usually carbon or polyethylene). The outgoing trajectories of the charged particles are reconstructed in a detection with 2π azimuthal angular acceptance. For each polar (ϑ) and azimuthal (φ) angle and for each helicity state \pm of the beam, the event distribution after scattering in the analyzer can be written as:

$$N_p^\pm(\vartheta, \varphi) = N_p^\pm \epsilon(\vartheta) \left[1 \pm A_c(\vartheta) \left(P_t^{fpp} \sin \varphi - P_n^{fpp} \cos \varphi \right) \right], \quad (4)$$

where N_p is the number of protons incident on the polarimeter, $\epsilon(\vartheta)$ is the differential efficiency, and $A_c(\vartheta)$ the analyzing power of the analyzer; P_t^{fpp} and P_n^{fpp} are the transverse and normal components of the polarization at the analyzer.

In the magnetic elements of a spectrometer spin precession occurs and the polarizations at the primary target can be exactly calculated knowing the spin transfer matrix. For each Q^2 a single measurement of the azimuthal angular distribution of the protons diffused in a secondary target determines simultaneously both P_ℓ and P_t .

The ratio G_{Ep}/G_{Mp} can then be obtained directly from the ratio:

$$\frac{G_{Ep}}{G_{Mp}} = -\frac{(E_e + E_{e'})}{2M} \tan \left(\frac{\theta_e}{2} \right) \quad (5)$$

Moreover, knowing the beam polarization (which is measured independently) and G_{Mp} , one can derive the values of the polarimeter analyzing powers for each of the proton energies.

2.2 Results

The recoil polarization method has been successfully used to measure the ratio G_{Ep}/G_{Mp} in Hall A at JLab, in two steps: firstly a measurement up to $Q^2 = 3.5 \text{ GeV}^2$ [2] and, later, up to $Q^2 = 5.6 \text{ GeV}^2$ [15]. In both experiments the focal plane polarimeter (FPP) was installed in the focal plane of the 4 GeV/c high resolution magnetic spectrometer (HRS). Two changes were made to allow continuation to larger Q^2 : first the 50 cm of carbon analyzer was replaced with 100 cm of CH₂, to take advantage of the larger analyzing power of the hydrogen. Second, the electron was detected in lead-glass Cerenkov detector array with 3.5 m^2 frontal area, replacing the second HRS previously used. This technique allows for matching the solid angle of the hadron to the one of the electron increasing the counting rate by a factor up to six.

These experiments showed that the ratio of the two elastic form factors of the proton, electric and magnetic, G_{Ep}/G_{Mp} , decreases monotonically with increasing four momentum squared (Fig. 1).

The magnetic form factor of the proton, G_{Mp} , is known to remain within a few percent of $\mu_p G_D$, over this range of Q^2 , where G_D is the dipole form factor: $G_D = [1 + Q^2/0.71 \text{ GeV}^2]^{-2}$. It follows that G_{Ep} decreases significantly faster than G_D and G_{Mp} in the measured interval. In the Breit system, form factors are related to the Fourier transform of the charge and magnetic moment distribution and the dipole approximation results from an exponential distribution. The new results indicate that the electric charge distribution in the proton extends to larger distances than the magnetization distribution. The vector dominance model predicts a decrease of the G_{Ep}/G_{Mp} ratio with increasing Q^2 , and the same prediction comes from various relativistic constituent quark models, but these models depend on a large number of parameters, which are not constrained by other experimental data at this time. At a few GeV incident beam energy, one expects to 'see' the manifestation of quark degrees of freedom. Perturbative QCD gives definite rules about the scaling behavior of the form factors and about helicity conservation, at very large Q^2 . Other approaches, as lattice QCD calculations are still in a very early stage and formalisms based on generalized parton distributions lack predictive power.

We can fairly summarize the situation stating that there is not yet a coherent picture

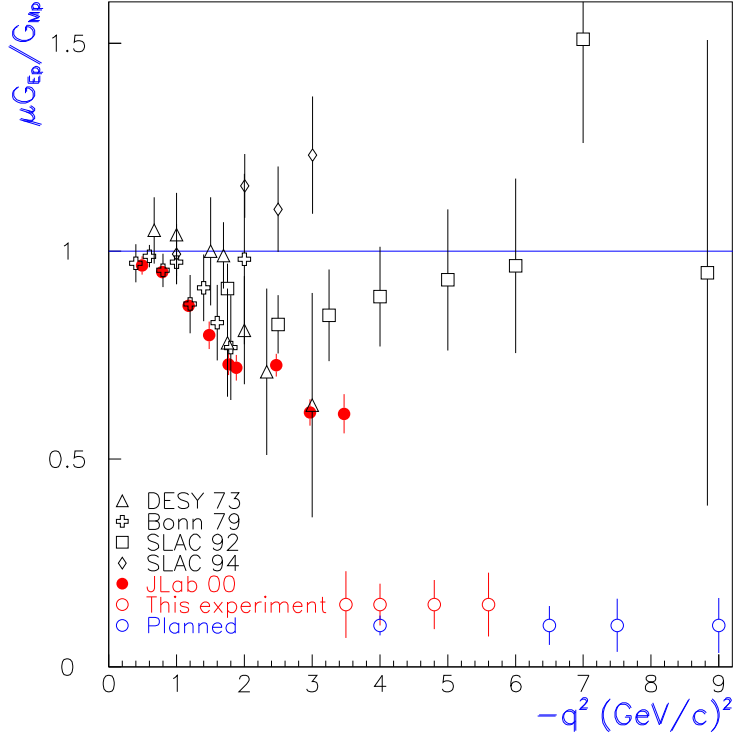


Figure 1: Ratio $\mu G_{Ep}/G_{Mp}$ as a function of Q^2 . The solid circles are the results from [2], compared to previous data based on Rosenbluth separation [14] and refs. herein. On the bottom shown the Q^2 values and the expected error bars from [15] and [16]

of the nucleon structure, in framework of any of these models. Moreover one aims to a global interpretation of form factors data, for proton and for neutron, in space-like and in time-like region, as well.

On the other hand, as we will show in next sections, one can already foresee major consequences of these data. The models describing the light nuclei structure usually assume a dipole behavior for G_{Ep} and a vanishing or negligible neutron electric form factor G_{En} . Elastic electron-deuteron scattering is sensitive to the isoscalar form factor, $G_{Es} = G_{Ep} + G_{En}$. If G_{Ep} turns out to be smaller than previously assumed, this has to be compensated either by G_{En} or by other ingredients used in deuteron calculations (which are parametrized or adjusted on the data).

The same technique is proposed to measure the G_{Ep}/G_{Mp} ratio to $Q^2 = 9.0 \text{ GeV}^2$ in Hall C at JLab [16]. The future experiment will take advantage of the higher momentum capability of the spectrometer (HMS) of Hall C. A new polarimeter will be built, and a new calorimeter with finer granularity will be assembled for this purpose. The experiment will extend the data up to $Q^2 \simeq 9 \text{ GeV}^2$, with the current JLab maximum electron energy

of 6 GeV. With the same set up in Hall C an extension up to at least $Q^2 \simeq 11.5 \text{ GeV}^2$ will become possible after the proposed upgrade of the accelerator to 12 GeV.

2.3 Opportunities for the Nuclotron

Polarization experiments are, in general, very lengthy and time consuming. Therefore a thorough optimization of the characteristics of the polarimeter is desired. This requires a careful study of the analyzing reaction, which has to have large cross section and large analyzing powers. The crucial feature of the polarimeter is its figure of merit \mathcal{F} , defined as $\mathcal{F} = \epsilon A_y^2$, where ϵ is the useful fraction of events scattered in the analyzer, and A_y^2 is the analyzing power squared. Adding hydrogen to the analyzer increases the analyzing power. The knowledge of A_y to large momenta is highly desirable for preparing the future experiment. A calibration at different momenta, ranging from 3.7 to 5.4 GeV/c has been performed at the JINR-LHE accelerator complex, after installing the POMME polarimeter, transported from Saclay [17]. Starting from a polarized deuteron beam of 9 GeV/c incident on a primary target (C or LH₂), one can magnetically select the breakup protons with definite momentum; their polarization is known from previous breakup studies at Saclay and Dubna [18, 19]. The Nuclotron can play a major role in the optimization of the characteristics of the polarimeter, like efficiency and figure of merit.

3 The deuteron electromagnetic form factors

The measurement of the differential cross section of elastic ed -scattering, for a fixed value of Q^2 , at different scattering angles, allows to determine the structure functions $A(Q^2)$ and $B(Q^2)$:

$$\frac{d\sigma}{d\Omega} = \left(\frac{d\sigma}{d\Omega} \right)_{Mott} \cdot \mathcal{S}, \quad \mathcal{S} = A(Q^2) + B(Q^2) \tan^2(\theta_e/2).$$

Being the deuteron a spin 1 particle, A and B can be expressed in terms of the three form factors, G_c (electric), G_m (magnetic) and G_q (quadrupole) as:

$$A(Q^2) = G_c^2(Q^2) + \frac{8}{9}\tau_d^2 G_Q^2(Q^2) + \frac{2}{3}\tau_d G_m^2(Q^2), \quad B(Q^2) = \frac{4}{3}(1 + \tau_d)\tau_d G_m^2(Q^2), \quad \tau_d = \frac{Q^2}{4M_d^2}, \quad (6)$$

where M_d is the deuteron mass. The measurement of the differential cross section is not sufficient to disentangle the three form factors. In case of unpolarized beam and

target, the outgoing deuteron is tensorially polarized and the components of the tensor polarization give useful combinations of form factors, in particular t_{20} :

$$t_{20} = -\frac{1}{\sqrt{2}\mathcal{S}} \left\{ \frac{8}{3}\tau_d G_c G_q + \frac{8}{9}\tau_d^2 G_Q^2 + \frac{1}{3}\tau_d \left[1 + 2(1 + \tau_d) \tan^2(\theta_e/2) \right] G_m^2 \right\},$$

At the Jefferson Laboratory (JLab), the elastic ed - cross section has been recently precisely measured up to $Q^2 \simeq 6 \text{ GeV}^2$, [3] and t_{20} up to $Q^2 = 1.9 \text{ GeV}^2$ [4].

According to [3], the cross sections seems to scale as $(Q^2)^{-10}$, as previously pointed out [14], and predicted by pQCD. The authors of [3] suggest that the data about the structure function $A(Q^2)$ in ed elastic scattering, in the range $2 \leq Q^2 \leq 6 \text{ GeV}^2$ are a good indication of the validity of the predictions of pQCD. However, from the t_{20} data, it appears that the pQCD limit is not yet reached, and the data follow the trend suggested by impulse approximation (IA). On the other hand, it is not possible, from these data, to constrain definitely different models or determine unambiguously the corrections to IA (for a detailed comparison with some theoretical models, see, for example, [3, 4]). Following [20], one can define a generalized deuteron form factor, $F_D(Q^2)$, $F_D(Q^2) = \sqrt{A(Q^2)}$, and a reduced deuteron form factor $f_D(Q^2)$:

$$f_D(Q^2) = \frac{F_D(Q^2)}{F_N^2(Q^2/4)}, \quad (7)$$

where F_N is the nucleon electromagnetic form factor. The (Q^2) -behavior of $f_D(Q^2)$ (at large Q^2) can be predicted in the framework of pQCD, according to:

$$f_D(Q^2) = N \frac{\alpha_s(Q^2)}{Q^2} \left(\ln \frac{Q^2}{\Lambda^2} \right)^{-\Gamma}, \quad (8)$$

where N is the normalization factor (which can not be calculated by QCD), α_s is the running QCD strong interaction coupling constant, Λ is the scale QCD parameter, and Γ is determined by the leading anomalous dimension, here $\Gamma = -8/145$. In [3] it was shown that the QCD prediction (8), which applies to asymptotic momentum transfer, is working well already for $Q^2 \geq 2 \text{ GeV}^2$, with a plausible value of the parameter $\Lambda \simeq 100 \text{ MeV}$.

In ref. [20], the value of the nucleon form factor F_N has been parametrized in dipole form:

$$F_N(Q^2) = G_D = \frac{1}{(1 + Q^2/0.71 \text{ GeV}^2)^2} \quad (9)$$

and it was not rigorously identified as magnetic or electric, proton or neutron.

From quark counting rules considerations, the dipole form of the nucleon form factors has been taken until recently as universal, consistent with the experimental data for three of the four nucleon form factors, G_{Mn} , G_{Mp} , and G_{Ep} . The fourth, G_{En} , was assumed negligible in the discussed region of Q^2 .

Before the JLab measurement [2], the experimental data about eN -scattering, based on Rosenbluth separation [14] were consistent with this representation. The data from [2] can be fitted by:

$$G_{Ep}(Q^2) = \frac{1}{(1 + Q^2/0.71 \text{ GeV}^2)^2} \frac{1}{(1 + Q^2/4.8 \text{ GeV}^2)}, \quad (10)$$

where the second factor explicitly shows the deviation from the dipole form. The data can still be described by a dipole form, but changing the well known mass parameter $m_D^2 = 0.71 \text{ GeV}^2$ to a smaller value: $m_D^2 = 0.6 \text{ GeV}^2$. This parametrization may seem preferable, because consistent with the pQCD counting rules, but the best fit value of m_D^2 is in contradiction with the nice relation between the Q^2 -behavior of pion and nucleon form factors, derived in [20].

In Fig. (2) we show different data sets and best fits, using Eq. (8), corresponding to the following possibilities:

1. We replace, in Eq. (7), F_N by the fit (10) of new data on the proton electric form factor, G_{Ep} :

$$f_D(Q^2) = \frac{F_D(Q^2)}{G_{Ep}^2(Q^2/4)}.$$

This yields to the data set represented by triangles and to the fit reported as a dashed line (case 1).

2. We replace, in Eq. (7), F_N^2 by the product of F_N , Eq. (9), and G_{Ep} from (10):

$$f_D(Q^2) = \frac{F_D(Q^2)}{F_N(Q^2/4)G_{Ep}(Q^2/4)}.$$

The f_D data are shown as squares and the best fit by dotted line (case 2).

3. We show, for comparison, the previous results of Ref. [3], using Eq. (9). The data are represented by circles and the fit by the solid line (case 3).

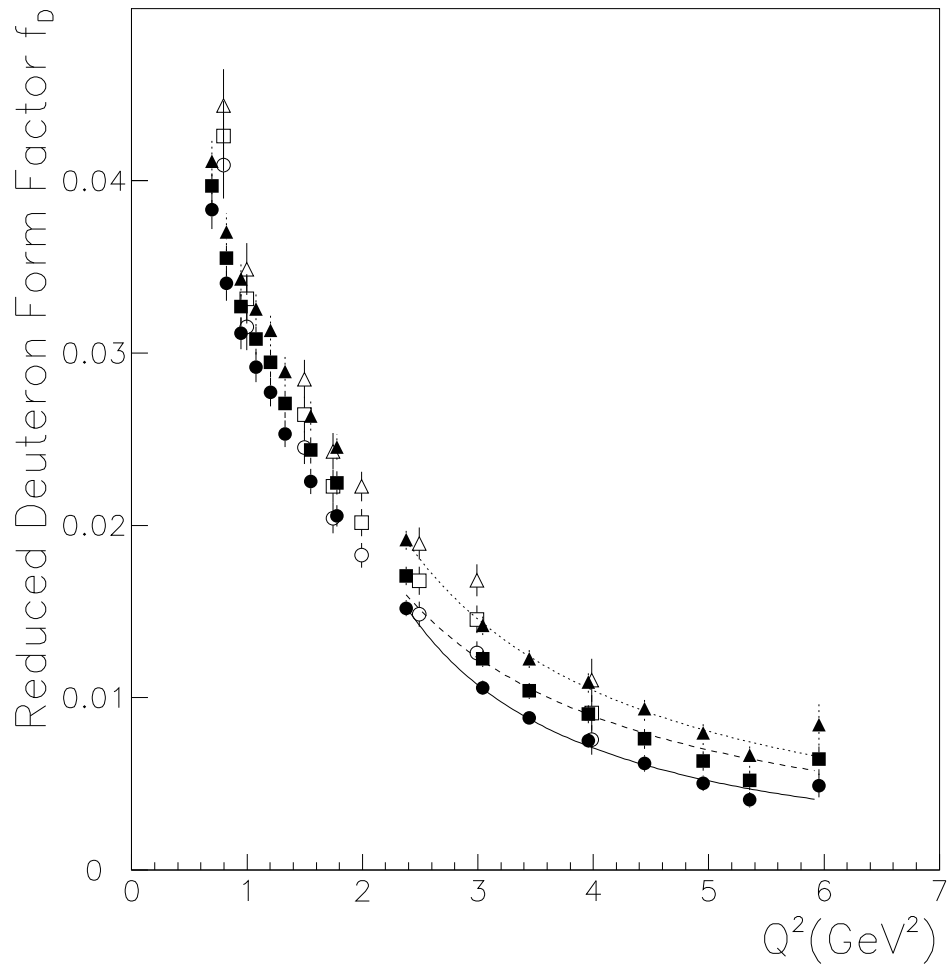


Figure 2: Data set corresponding to the reduced deuteron form factor for different choices of the generalized nucleon form factor: triangles (case 1), squares (case 2) circles (case 3). Solid symbols are from [3], open symbols from [14].

In all these three cases, instead of normalizing the model to the data at $Q^2 = 4 \text{ GeV}^2$, as in Ref. [3], we have fitted the data beyond $Q^2 = 2 \text{ GeV}^2$, according to Eq. (8), with two free parameters, a global normalization N and Λ . We found that even a relatively small change in nucleon form factors, causes a large instability in the value of Λ . Note that f_D has logarithmic (i.e; relatively weak) dependence on Λ (Eq. (8)). For case 3, we obtain a different value compared to Ref. [3], due to the different normalization procedure.

The best fit parameters are reported in Table 1. The values which can be obtained for Λ may differ by an order of magnitude, according to the choice of the nucleon form factors. A similar situation occurs if we use Dirac and Pauli form factors, F_1 and F_2 , instead of the Sachs form factors G_E and G_M .

Case	N	$\Lambda[\text{GeV}]$
(1)	225 ± 65	$.101 \pm .089$
(2)	263 ± 35	$.032 \pm .016$
(3)	61 ± 20	$.648 \pm .228$

Table 1 Values of the fit parameters, corresponding to Fig. 2. See text.

In [20] another interesting prediction, concerning the scaling behavior of the reduced deuteron form factor was done:

$$\left(1 + \frac{Q^2}{m_0^2}\right) f_D(Q^2) \simeq \text{const}, \quad (11)$$

where $m_0^2 = 0.28 \text{ GeV}^2$ is a parameter related to the pion form factor. The same data from [3], if plotted in the representation of the reduced deuteron form factors, should illustrate the Q^2 -independence of this product. This result is consistent by the previous $A(Q^2)$ data [14], in the limit of their accuracy, but not with the new data about $A(Q^2)$ [3] (Fig. (3)). This is also true for the different choices of the electromagnetic nucleon form factors considered above. This result is quite insensitive to different values of the m_0 parameter.

One should also take into account the fact that the elastic ed -scattering is sensitive to the isoscalar combination of the nucleon form factors. So a linear combination of proton and neutron form factors seems more adequate for the parametrization of F_N . In the case of dipole parametrization of nuclear electromagnetic form factors, an isoscalar

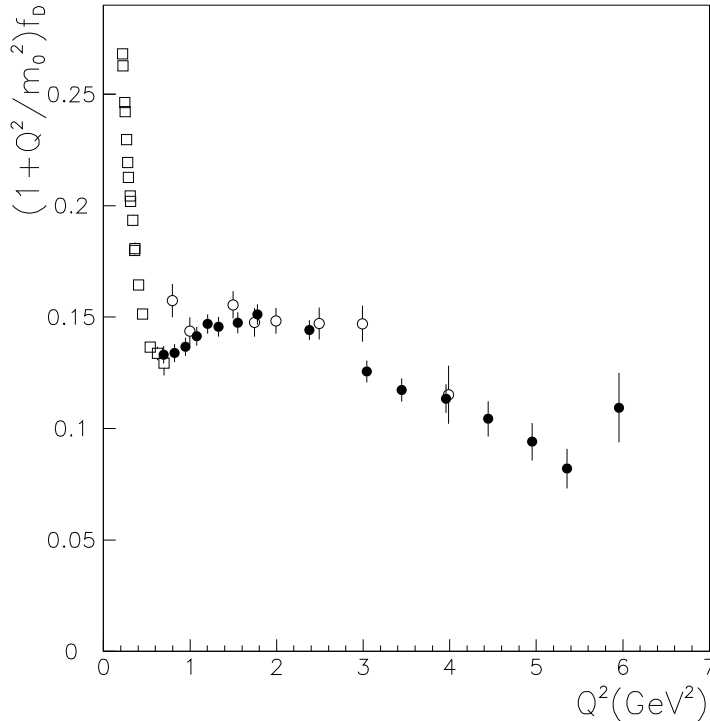


Figure 3: Data set corresponding to the reduced deuteron form factors multiplied by $(1 + Q^2/m_0^2)$. Solid circles from [3], open circles are from [14], open squares from [21].

combination will only bring a different value of normalization. But, if one takes $G_{En} \neq 0$, two other possibilities: $F_N^2 = G_{Es}^2$ and $F_N^2 = G_{Es}G_{Ms}$ would lead to different results and different values for Λ .

We discussed above the sensitivity of the reduced deuteron form factor to different choices of nucleon form factors. However, the numerator of Eq. (7) contains a generalized deuteron form factor, derived from the structure function $A(Q^2)$. It would be more natural to include the electric, quadrupole or magnetic deuteron form factors, G_E , G_Q , and G_M in the calculation of f_D .

Therefore we conclude that the situation with nucleon and deuteron electromagnetic form factors, at the light of the recent G_{Ep} data, in the intermediate Q^2 range is less clear than in case of dipole parametrization for all form factors; the results of [2] open the way to new interpretations in different directions. We must stress that these considerations are essentially based on the existing experimental information about nucleon form factors.

4 The neutron electromagnetic form factors

Having high precision data on the differential cross section for $ed-$ elastic scattering, and assuming a reliable model for their description, one can extract, in principle, the dependence of the electric neutron form factor G_{En} on the momentum transfer Q^2 . Such a procedure has been carried out in ref. [21], up to $Q^2=0.7 \text{ GeV}^2$. It can be extended at higher Q^2 [22] using the elastic ed -scattering data mentioned above and the recent data on the proton electric form factor [2]. The large sensitivity to the nucleon form factors of the models which describe the light nuclei structure, particularly the deuteron, was already carefully studied in [23], and it was pointed out that the disagreement between the relativistic impulse approximation and the data could be significantly reduced if G_{En} were different from zero.

In the non relativistic IA, the deuteron form factors depend only on the deuteron wave function and on nucleon form factors:

$$G_c = G_{Es}C_E, \quad G_q = G_{Es}C_Q, \quad G_m = \frac{M_d}{M} \left(G_{Ms}C_S + \frac{1}{2}G_{Es}C_L \right), \quad (12)$$

where $G_{Es}=G_{Ep}+G_{En}$ and $G_{Ms}=G_{Mp}+G_{Mn}$ are the charge and magnetic isoscalar nucleon form factors, respectively. The terms C_E , C_Q , C_S , and C_L describe the deuteron structure and can be calculated from the deuteron S and D wave functions, $u(r)$ and $w(r)$ [24] :

$$\begin{aligned} C_E &= \int_0^\infty dr \, j_0\left(\frac{Qr}{2}\right) [u^2(r) + w^2(r)], \\ C_Q &= \frac{3}{\sqrt{2}\eta} \int_0^\infty dr \, j_2\left(\frac{Qr}{2}\right) \left[u(r) - \frac{w(r)}{\sqrt{8}} \right] w(r), \\ C_S &= \int_0^\infty dr \left[u^2(r) - \frac{1}{2}w^2(r) \right] j_0\left(\frac{Qr}{2}\right) + \frac{1}{2} [\sqrt{2}u(r)w(r) + w^2(r)] j_2\left(\frac{Qr}{2}\right), \\ C_L &= \frac{3}{2} \int_0^\infty dr \, w^2(r) \left[j_0\left(\frac{Qr}{2}\right) + j_2\left(\frac{Qr}{2}\right) \right], \end{aligned} \quad (13)$$

where $j_0(x)$ and $j_2(x)$ are the spherical Bessel functions. The normalization condition is $\int_0^\infty dr [u^2(r) + w^2(r)] = 1$.

With the help of expressions (12) and (13), the formula (6) for $A(Q^2)$, can be inverted into a quadratic equation for G_{Es} . Then G_{Es} can be calculated using the experimental values for $A(Q^2)$, assuming, for the magnetic nucleon form factors G_{Mp} and G_{Mn} the

usual dipole dependence, which is in fair agreement with the existing data up to $Q^2 \simeq 10$ GeV².

In Fig. 4 we illustrate the behavior of the different nucleon electric form factors: G_{Es} , G_{Ep} and G_{En} . The solid line represents the Gari-Krümpelmann parametrization [25]. The new G_{Ep} data, which decrease faster than the dipole function, are also well reproduced by the Gari-Krümpelmann parametrization (solid line). The fit of Eq. 10 is shown as a dashed line, and it is almost indistinguishable from [25]. The electric neutron form factor is calculated from the isoscalar nucleon form factor, taking for G_{Ep} the fit, Eq. (10), based on the new data (open stars). The results for G_{En} are in very good agreement with the parametrization [25]. These results show that the neutron form factor becomes more sizeable than predicted by other parametrizations, often used in the calculations [21, 27] (thin dashed line). Starting from $Q^2 \simeq 2$ (GeV/c)² the form factor G_{En} becomes even larger than G_{Ep} . Let us mention that the more recent 'direct' measurements [6, 28] are in agreement with the present values.

5 Conclusions

We reviewed the situation with proton, neutron and deuteron electromagnetic form factors, in the space-like region, at the light of the new data from JLab. The precise data on proton electric form factors essentially deviate from the dipole approximation. This approximation, previously assumed, was in agreement, on one side with a representation of the nucleon as having an exponential density distribution, and on the other side, with pQCD prediction. From a theoretical point of view, now the situation is certainly more complex and not yet clarified.

This new data bring a new view on the commonly assumed description of deuteron form factors. Let us mention that the $\gamma^* \pi^\pm \rho^\mp$ -contribution, which is a good approximation for the isoscalar transition $\gamma^* \rightarrow \pi^+ \pi^- \pi^0$ (γ^* is a virtual photon), is typically considered as the main correction to IA, necessary, in particular, to improve the description of the SF $A(Q^2)$ [29]. However the relative role of MEC is strongly model dependent [30] as the coupling constants for meson-NN-vertexes are not well known and arbitrary form factors are often added [31, 32]. It should be pointed out that the $\gamma^* \pi \rho$ vertex is of magnetic

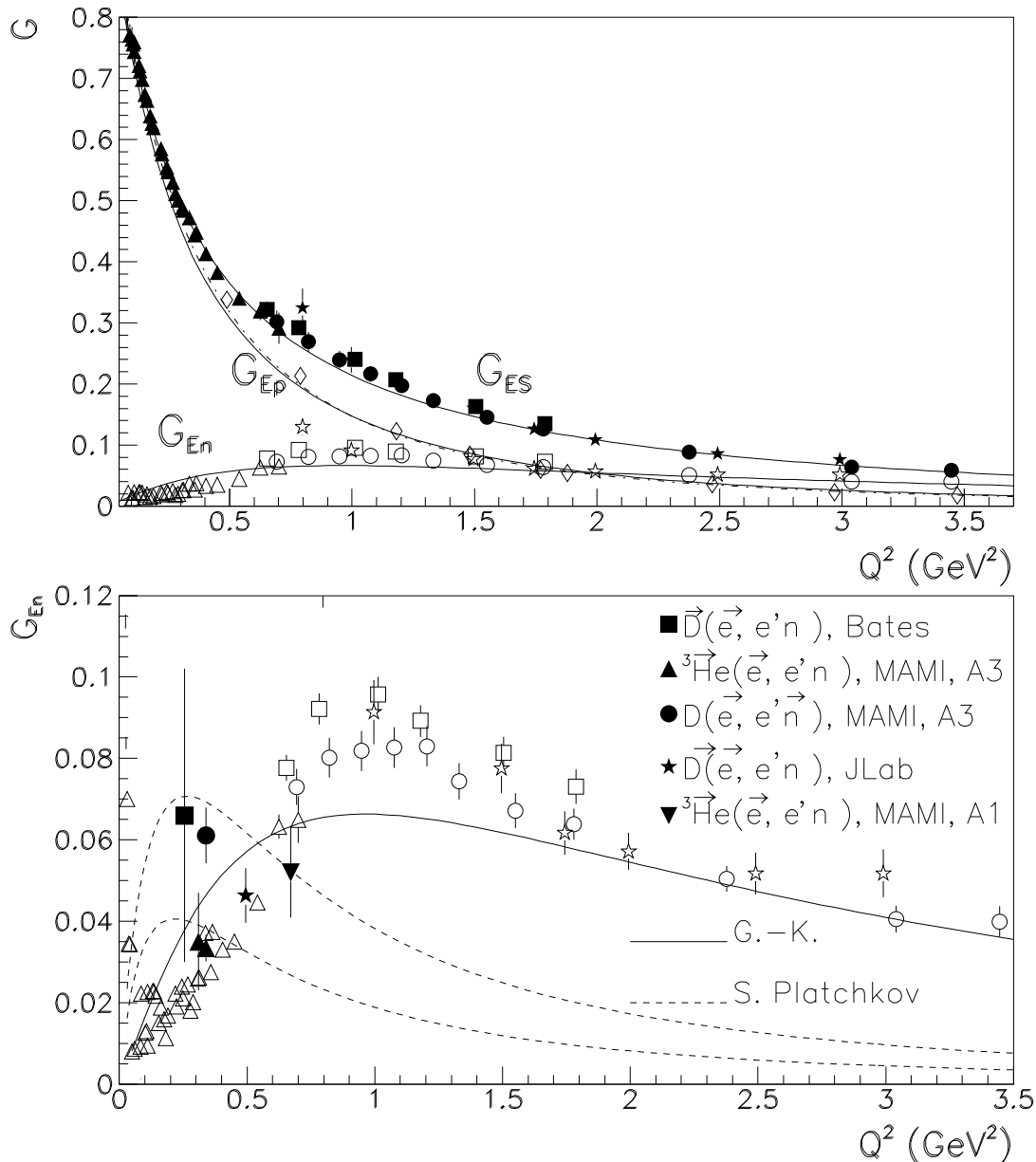


Figure 4: Top: nucleon electric form factors as functions of the momentum transfer Q^2 . in the framework of IA with Paris potential. Isoscalar electric form factors are derived from the deuteron elastic scattering data: [21] (solid triangles), [3] (solid circles), [26] (solid squares), and [29] (solid reversed triangles). The electric proton form factors from [2] are shown as open diamonds. The electric neutron form factors, are shown as open symbols. The parametrization [25] is drawn for all three form factors as a solid line. The dashed-dotted line is the parametrization for G_{Ep} from Eq. (10) and it is hardly distinguishable from [25]. Bottom: neutron electric form factors, in the low Q^2 region, compared to 'direct' measurements (solid symbols)[6, 28]. The dashed line is the parametrization [21].

nature and its contribution to $A(Q^2)$ has to be of the same order of magnitude as the relativistic corrections. The electric neutron form factor may be essentially larger than what is commonly assumed, and even larger than the proton form factor, for $Q^2 \geq 2$ GeV².

The forthcoming data on neutron form factors up to $Q^2=2$ (GeV/c)², [7] will be crucial in this respect. The large sensitivity of the deuteron structure to the nucleon form factors shows the necessity to reconsider the role of meson exchange currents and relativistic corrections in the deuteron physics at large momentum transfer.

A good description of the deuteron will have to take into account in a coherent way, not only wave functions and corrections to IA, but also nucleon form factors.

We thank the Hall A - GEp Collaboration, in particular C. F. Perdrisat, V. Punjabi and M. Jones for many interesting discussions. We thank A. I. Malakhoff and V. Penev, as well as all the organizers of RNP2001 for giving us the possibility to present our results in so loving and historical place. We feel especially honored to participate in this conference, held in memory of the Academician A. M. Baldin, where a large effort has been undertaken to exploit at best the LHE accelerator, that He conceived.

References

- [1] Electromagnetic Structure of Nucleons, by S.D. Drell and F. Zachariasen, Oxford University Press, London, 1961.
- [2] M. K. Jones *et al.*, Phys. Rev. Lett. **84**, 1398 (2000);
- [3] L. C. Alexa *et al.*, Phys. Rev. Lett. **82**, 1374 (1999).
- [4] D. Abbott *et al.* Phys. Rev. Lett. **84**, 5053 (2000).
- [5] V. D. Burkert and L. Elouadrhiri, Phys. Rev. Lett. **75**, 3614 (1995).
- [6] H. Zhu *et al.* [E93026 Collaboration], Phys. Rev. Lett. **87**, 081801 (2001).
- [7] R. Madey, *The electric form factor of the neutron from the $d(\vec{e}, e'\vec{n})p$ reaction*, JLAB Proposal PR-93-038.

- [8] Egle Tomasi-Gustafsson and M. P. Rekalo Phys. Lett. **504**, 291 (2001) and refs herein.
- [9] N. M. Rosenbluth, Phys. Rev. C **64**, 038202 (2001).
- [10] A. Akhiezer and M. P. Rekalo, Dokl. Akad. Nauk USSR, **180**, 1081 (1968) and Sov. J. Part. Nucl. **3**, 277 (1974).
- [11] B. D. Milbrath *et al.* [Bates FPP collaboration], Phys. Rev. Lett. **80**, 452 (1998) [Erratum-ibid. **82**, 2221 (1998)].
- [12] N. Dombey, Rev. Mod. Phys. **41**, 236 (1969); Phys. Lett. B **29**, 588 (1969).
- [13] R. Arnold, C. Carlson and F. Gross, Phys. Rev. C **23**, 363 (1981).
- [14] R. G. Arnold *et al.*, Phys. Rev. Lett. **57**, 174 (1986);
L. Andivahis *et al.*, Phys. Rev. D **50**, 5491 (1994).
- [15] 'Measurement of G_{Ep}/G_{Mp} to $Q^2=5.6$ GeV² by the recoil polarization method', (Spokepersons: C. F. Perdrisat, M. Jones, V. Punjabi and E.J. Brash) JLab, Exp. E99-007, Jan. 2000; O. Gayou *et al.*, 'Workshop on Lepton Scattering, Hadrons and QCD', March 26-April 6, 2001, University of Adelaide, Australia.
- [16] Proposal to JLab PAC18: 'Measurement of G_{Ep}/G_{Mp} to $Q^2=9$ GeV² via Recoil Polarization', (Spokepersons: C.F. Perdrisat, V. Punjabi, M.K. Jones and E. Brash), JLab, July 2001.
- [17] 'Measurement of analyzing powers for the reaction $p + CH_2$ at polized proton momentum 3-6 GeV/c', (Spokepersons: E. Tomasi-Gustafsson, N.M. Piskunov and C.F. Perdrisat), Proposal to JINR PAC, April 2001.
- [18] V. Punjabi *et al.*, Phys. Lett. B **350**, 178 (1995).
- [19] B. Kuehn *et al.*, Phys. Lett. B **334**, 298 (1994); and A.A. Nomofilov *et al.*, Phys. Lett. B **325**, 327 (1994).
- [20] S. J. Brodsky and B. T. Chertok, Phys. Rev. D **14**, 3003 (1976);
Phys. Rev. Lett. **37**, 269 (1976).

- [21] S. Platchkov *et al.*, Nucl. Phys **A510**, 740 (1990).
- [22] E. Tomasi-Gustafsson and M. P. Rekalo, Europhys. Lett. **55**, 188 (2001).
- [23] R.G. Arnold, C. E. Carlson and F. Gross, Phys. Rev. **C35**, 1426 (1980).
- [24] V. Jankus, Phys. Rev. **102**, 1586 (1956).
- [25] M. Gari and W. Krümpelmann, Phys. Lett. **B 274**, 159 (1992).
- [26] D. Abbott *et al.*, Phys. Rev. Lett. **82**, 1379 (1999).
- [27] S. Galster, H. Klein, J. Moritz, K. H. Schmidt, D. Wegener and J. Bleckwenn, Nucl. Phys. **B32**, 221 (1971).
- [28] T. Eden *et al.*, Phys. Rev. **C50**, R1749 (1994);
J. Becker *et al.*, Eur. Phys. J. **A6**, 329 (1999);
M. Ostrick *et al.* Phys. Rev. Lett. **83**, 276 (1999);
D. Rohe *et al.* Phys. Rev. Lett. **83**, 4257 (1999).
- [29] R.G. Arnold *et al.*, Phys. Rev. Lett. **35**, 776 (1975).
- [30] V. V. Burov, V. N. Dostovalov and S. E. Suskov, Sov. J. Part. Nucl. **23**, 317 (1992).
- [31] R. Adler and S. Drell, Phys. Rev. Lett. **13**, 349 (1964);
M. Chemtob, E. Moniz and M. Rho, Phys. Rev. **C10**, 344 (1974) and refs. herein.
- [32] J.W. Van Orden, N. Devine and F. Gross, Phys. Rev. Lett. **75**, 4369 (1995).