

# $\gamma$ -RADIATION OF EXCITED NUCLEAR DISCRETE LEVELS IN PERIPHERAL HEAVY ION COLLISIONS

V.L.Korotkikh and K.A.Chikin

Scobeltsyn Institute of Nuclear Physics, Moscow State University, 119899 Moscow, Russia. E-mail: vlk@lav01.sinp.msu.ru

Received: 14 December 2001

**Abstract.** A new process of a nuclear excitation to discrete states in peripheral heavy ion collisions is studied. High energy photons are emitted by the excited nuclei with energies up to a few tens GeV at angles of a few hundred microradians with respect to the beam direction. We show that a two stage process where an electron - positron pair is produced by virtual photons emitted by nuclei and then the electron or positron excites the nucleus, has large cross section. It is equal to about 5 b for CaCa collisions. On one hand it produces a significant  $\gamma$ -rays background in the nuclear fragmentation region but on the other hand it could be used to monitoring the nuclear beam intensity at LHC. These secondary nuclear photons could be a good signal for triggering peripheral nuclear collisions.

**PACS.** PACS-key 25.75.-q Relativistic heavy-ion collisions

## 1 Introduction

Two photon physics calls for attention. It includes the effects of coherent photon interactions for nuclear peripheral collisions. Such processes takes place at large distances between nuclei,  $b > 2R_A$ , where  $b$  is the impact parameter. The interactions are therefore due to long range electromagnetic processes. The cross section is proportional to  $(\alpha Z)^4$  for  $Z_1 = Z_2 = Z$ , where  $Z$  is a charge of each ion  $A_Z$ . The ions are on essentially undisturbed and fly in the beam direction.

There are many theoretical studies of two virtual photon fusion to a particle of mass  $M$  in peripheral  $AA$  collisions:

$$\gamma^* + \gamma^* \rightarrow M. \quad (1)$$

Photons fusion can produce particles from  $\mu^\pm$ ,  $\tau^\pm$  leptons to Higgs bosons [1,2,3,4,5]. Research in this field can yield fundamental results. A full list of references can be found in the recent reviews [1,2,3].

We considered three competitive processes in our previous work [5] in which  $\pi^0$ -mesons are produced in peripheral  $AA$  collisions. Virtual photon fusion

$$\gamma^* + \gamma^* \rightarrow \pi^0 \quad (2)$$

can give  $\pi^0$ -mesons in the central rapidity region and at  $p_T$  less than 75 MeV. The photo-disintegration of nucleus

$$\gamma^* + A_Z \rightarrow \pi^0 + X \quad (3)$$

also produces  $\pi^0$ -mesons with large amount of nuclear fragments in the fragmentation region [6,7]. Hadronic interactions in the tails of the nuclear density at  $b > 2R_A$ ,

$$A_Z + A_Z \rightarrow \pi^0 + X \quad (4)$$

produces  $\pi^0$ s in the whole rapidity region together with the nuclear fragments and other particles in the fragmentation region. We demonstrated [5] that to distinguish the fusion process (2) from processes (3) and (4) it is necessary to choose a strong  $p_T$  cut,  $p_T < 75$  MeV, for all produced particles. Additionally it is necessary to have an efficient trigger to distinguish photon-photon events from hadronic ones. G.Baur et al. [3] suggested measuring intact nuclei after the interaction. Evidently it is impossible for CMS. The nuclei at such low  $p_T$  will emit in very small solid angle,  $\theta_A \leq 1 \mu\text{rad}$ , at LHC energies and fly into the beam pipe. We are interested in the fusion process (2) where both nuclei preserve their  $A$  and  $Z$ . It is the necessary to remove the contributions in Eqs. (3) and (4) by the help of the veto-detectors on nuclear fragments.

The separation of peripheral and central  $AA$  collisions is a hard experimental problem. There are two suggestions to select peripheral events: the correlation between  $b$  and total transverse energy  $E_T$  [8] or the correlation of  $b$  and particle multiplicity [9]. But there are no "event by event" criteria for peripheral collision selection.

Two photon fusion (1) is accompanied by other electromagnetic processes which have to be considered if we want to obtain a clear signature of the process (1).

The pure electromagnetic processes of the electron-positron pair production [10,11,12,13] and bremsstrahlung photons [14,15,16,17] are also studied. These processes are considered as a possible background contribution. The cross section of  $e^+e^-$  pair production is huge, 220 Kb for PbPb and 1.5 Kb for CaCa collisions at LHC energies. We will use the fact of the huge  $e^+e^-$  cross section below.

The physical program of LHC heavy ions includes the nucleus Pb, Nb, Ar and O. Our calculations for CaCa

are close to ArAr collisions. We choose Ca because this nucleus is studied very well, the electromagnetic form factors are well-known from experiments. We have no free parameters in our calculations.

The direct bremsstrahlung from the heavy ion

$$A_Z + A_Z \rightarrow A_Z + A_Z + \gamma'_{BS} \quad (5)$$

is small [14,15,16] with a cross section proportional to  $Z^6\alpha^3/M_A^2$ . Ref. [17] suggested measuring the bremsstrahlung photons coming from electrons and positrons produced in peripheral ion collisions,

$$A_Z + A_Z \rightarrow A_Z + A_Z + e^+e^- + \gamma'_{BS}. \quad (6)$$

The cross section is proportional to  $Z^4\alpha^5/m_e^2$ , larger than the cross section of process (5). We used the result of Ref. [17] for PbPb and found about 10 b for CaCa at LHC energies. The energies of bremsstrahlung photons are small,  $E_{\gamma'_{BS}} \leq 3$  MeV, and the angles are near  $\theta_{\gamma'_{BS}} = 1^\circ$ . Such low energy photons are impossible to measure. So they are not a good signature of peripheral AA collisions.

In the present work we study a new process in which a nucleus is excited to discrete levels by an electron (positron) produced in electromagnetic interaction between nuclei

$$A_Z + A_Z \rightarrow A_Z^* + A_Z + e^+e^-. \quad (7)$$

The excited nucleus  $A_Z^*$  radiates the secondary photon  $\gamma'$

$$A_Z^* \rightarrow A_Z + \gamma'. \quad (8)$$

As a rule, the nuclear excitation energy is a few MeV [18]. The energies  $E_{\gamma'}$  of photon in the nucleus rest system are in MeV scale. They will be equal to about 10 GeV or more in the laboratory system at LHC energies. The polar angle  $\theta_{\gamma'}$  of the secondary photon is about a few hundred  $\mu$ rad. It allows for a favourable conditions of the photon measurement and using them as a trigger for peripheral collisions. The process (8) was suggested as a possible explanation of the high energy ( $E_\gamma \geq 10^{12}$  eV) cosmic photon spectrum [19].

There are other processes which could produce secondary photons. Mesons are produced by fusion process (1) and decay to photons such as  $\pi^0 \rightarrow 2\gamma$ . Neutral pions can also be produced by double Pomeron(IP)-exchange [20] in AA collisions,

$$IP + IP \rightarrow \pi^0 + X. \quad (9)$$

The calculations of the PHOJET event generator [21] for Pomeron exchange give an average transverse momentum of about 450 MeV for pions. The calculations in Ref. [22] show that cross section of the double Pomeron(IP)-exchange is smaller than fusion process (1) for heavy ions and is comparable for medium nuclei.

There are other competitive processes which also produced secondary photons. Such as nuclear excitation,

$$A_Z + A_Z \rightarrow A_Z^* + A_Z, \quad A_Z^* \rightarrow \gamma' + A_Z, \quad (10)$$

in peripheral collisions at  $b > 2R$ . We will show that the cross section is smaller than process (7). It is also possible to excite one nucleus by a virtual photon from other nucleus,

$$\gamma^* + A_Z \rightarrow A_Z^*, \quad A_Z^* \rightarrow \gamma' + A_Z. \quad (11)$$

The cross section of this process is the same or smaller than (10) for intermediate mass ions with  $Z_A \approx 20$ .

Other processes which are also a source of secondary photons are the excitation of nuclei to the continuum with cascade transitions to lower nuclear states that emit photons. Such processes have a large probability to decay,  $A^* \rightarrow (A-4)+^4\text{He}$ ,  $A^* \rightarrow (A-1)+\text{N}$ , if the excitation energy is higher than particle decay threshold [18]. It might be possible to remove these decays by vetoing charged particles. We also need to exclude the secondary photon contribution from nuclear fragments in photo-disintegration reactions

$$\gamma^* + A_Z \rightarrow A_1^* + A_2^* + \dots, \quad A_k^* \rightarrow \gamma + A_k. \quad (12)$$

Our estimates, based on Ref. [6] using RELDIS, show that the nuclear fragments scatter in small angles  $\theta \leq 45 \mu$ rad. These fragments do not hit the central detectors but can be removed either by the quadruple lens or by the Roman pots of TOTEM [23].

The TOTEM detector will measure protons at small  $t$ ,  $0.02 < |t| < 0.7$  (GeV/c)<sup>2</sup>, corresponding to small polar angles,  $20 < \theta < 120 \mu$ rad, with respect to the beam direction. We will shown that cross section of (7) is large,  $\sigma \approx 5$  barn, so that secondary photons hit the Roman pots with high rates and can be a significant background resulting in degradation of the detector.

There are two ways to use the secondary photons produced by process (7). One possibility is to use them for monitoring the nuclear beam intensity. At RHIC a neutron zero degree calorimeter (ZDC) [24] is used. The beam crossing angle at RHIC is 14 mrad and the ZDC measure neutrons in the region  $\Delta\theta = 6$  mrad. The LHC beam crossing angle is very small, 300  $\mu$ rad. As yet, a nuclear beam intensity monitor has not developed. The possibility of using (7) to monitor of the nuclear beam at LHC is important.

The second application concerns triggering peripheral nucleus-nucleus collisions in processes such as

$$A_Z A_Z \rightarrow A_Z^* A_Z + e^+e^- + M, \quad A_Z^* \rightarrow \gamma' + A_Z; \quad (13)$$

$$A_Z A_Z \rightarrow A_Z^* A_Z + M, \quad A_Z^* \rightarrow \gamma' + A_Z, \quad (14)$$

where  $M$  is the produced particle system. The total trigger requirements include the following features: a signal in the central rapidity region from  $\gamma^*\gamma^* \rightarrow M$  events, the absence of charge particles in the nuclear fragmentation region and a photon signal in the Roman pots. We do not calculate these processes here but study the angular and energy distributions of secondary photons in decay (8) for process (7). Note that these distributions should be similar to those of processes (13) and (14).

## 2 Formalism

### 2.1 Secondary nuclear $\gamma$ -radiation

We study photon radiation of the relativistic nucleus from discrete level

$$A^*(J^P, E_\gamma^0) \rightarrow A + \gamma'. \quad (15)$$

The secondary photon  $\gamma'$  flies off at angle  $\theta_{\gamma'}$  and energy  $E_\gamma^0$  in the nucleus rest (NR) system. If a nucleus has Lorentz factor  $\gamma_A$  then the secondary photon energy is

$$E_\gamma = \gamma_A E_\gamma^0 (1 + \cos \theta_{\gamma'}) \quad (16)$$

in the laboratory system (LS) so that  $0 \leq E_\gamma \leq 2\gamma_A E_\gamma^0$  and

$$\left| \frac{dE_\gamma}{d\theta_{\gamma'}} \right| = \gamma_A E_\gamma^0 \sin \theta_{\gamma'}. \quad (17)$$

The angles in the LS and the NR systems are related by

$$\tan \theta_\gamma = \frac{1}{\gamma_A} \frac{\sin \theta_{\gamma'}}{(1 + \cos \theta_{\gamma'})}. \quad (18)$$

Then

$$\frac{d\theta_{\gamma'}}{d\theta_\gamma} = \frac{2\gamma_A}{(1 + \gamma_A^2 \tan^2 \theta_\gamma) \cos^2 \theta_\gamma}. \quad (19)$$

Photon number conserving gives

$$f(E_\gamma) dE_\gamma = f(\theta_{\gamma'}) d\theta_{\gamma'}. \quad (20)$$

The angular and energy distributions of the secondary photons in the LS are

$$\frac{dP_{A^*}(\theta_\gamma)}{d\theta_\gamma} = f(\theta_{\gamma'}) \frac{d\theta_{\gamma'}}{d\theta_\gamma}, \quad (21)$$

$$\frac{dP_{A^*}(E_\gamma)}{dE_\gamma} = f(\theta_{\gamma'}) \frac{d\theta_{\gamma'}}{dE_\gamma} = f(\theta_{\gamma'}) \frac{\Theta(2\gamma_A E_\gamma^0 - E_\gamma)}{\gamma_A E_\gamma^0 \sin \theta_{\gamma'}}, \quad (22)$$

where  $\Theta(x) = 1$ , if  $x \leq 0$  and  $\Theta(x) = 0$  if  $x > 0$ .

For an isotropic photon distribution in the NR system

$$f(\theta_{\gamma'}) d\theta_{\gamma'} d\varphi_{\gamma'} = \frac{1}{4\pi} \sin \theta_{\gamma'} d\theta_{\gamma'} d\varphi_{\gamma'} \quad (23)$$

After integration over  $\varphi_{\gamma'}$ , we have

$$\frac{dP_{A^*}(\theta_\gamma)}{d\theta_\gamma} = \frac{1}{2} \frac{\sin \theta_{\gamma'} d\theta_{\gamma'}}{d\theta_\gamma}, \quad (24)$$

$$\frac{dP_{A^*}(E_\gamma)}{dE_\gamma} = \frac{1}{2\gamma_A E_\gamma^0} \Theta(2\gamma_A E_\gamma^0 - E_\gamma). \quad (25)$$

For comparison the photon distribution of  $\pi^0$  decay is

$$\frac{dP_{\pi^0}(E_\gamma)}{dE_\gamma} = \frac{1}{\gamma_{\pi^0} m_{\pi^0}} \Theta(\gamma_{\pi^0} m_{\pi^0} - E_\gamma). \quad (26)$$

The angular photon distribution (24) is

$$\frac{dP_{A^*}}{d\theta_\gamma} = \frac{2 \gamma_A^2 \sin \theta_\gamma}{(1 + \gamma_A^2 \tan^2 \theta_\gamma)^2 \cos^3 \theta_\gamma} \quad (27)$$

in the LS.

### 2.2 Excitation of discrete nuclear level in quasi-elastic electron scattering

We follow the formalism of Ref. [25]. The cross section for nuclear excitation by electron scattering

$$e + A \rightarrow e' + A^*(\lambda^P, E_\gamma^0) \quad (28)$$

is

$$\frac{d\sigma_{A^*}}{d\Omega'} = \sigma_M(q) F_\lambda^2(q). \quad (29)$$

Here we neglect the nuclear recoil effect. The equation is valid in the NR system where the electron has an energy  $\varepsilon_0$  and the momentum transfer is

$$q = 2\varepsilon_0 \sin \frac{\Theta_{e'}}{2} \quad (30)$$

where  $\Theta_{e'}$  is a scattering angle of the electron. The Mott cross section of the electron scattering off charge  $Z_A$  is

$$\sigma_M(q) = \left( \frac{2 Z_A e^2}{q^2} \varepsilon_0 \cos(\Theta_{e'}/2) \right)^2 = \frac{\alpha^2 Z_A^2 \cos^2(\Theta_{e'}/2)}{(2\varepsilon_0 \sin^2(\Theta_{e'}/2))^2}. \quad (31)$$

Here  $\hbar = c = 1$ .

A good approximation of the measured inelastic form factor  $F_\lambda(q)$  [25] is

$$F_\lambda(q) = \frac{c_\lambda q^\lambda}{Z_A} \left[ 1 - \beta \left( \lambda + \frac{3}{2} \right) + \frac{\beta}{4} (dq)^2 \right] e^{-(dq)^2/4} \quad (32)$$

$$c_\lambda = \frac{N_\lambda \pi \sqrt{2\lambda + 1} d^{\lambda+3}}{2^{\lambda+1}}. \quad (33)$$

The parameters for  $^{40}\text{Ca}^*(3^-, 3.74 \text{ MeV})$  are  $\lambda = 3$ ,  $N_3 = 0.0496 \text{ fm}^{-3}$ ,  $d = 2.015 \text{ fm}$  and  $\beta = 0.8$ .

The four-momenta of the electron and nucleus are

$$k_e = (\varepsilon, p \sin \theta \cos \varphi, p \sin \theta \sin \varphi, p \cos \theta),$$

$$k_A = (E_A, 0, 0, -p_A) \quad (34)$$

in the laboratory system and

$$k_{e'} = (\varepsilon_0, \mathbf{p}_{e'}), k_{A'} = (m_A, 0) \quad (35)$$

in the nuclear rest system.

Then

$$\varepsilon_0 = \frac{1}{m_A} (\varepsilon E_A + p p_A \cos \theta), \quad (36)$$

$$q_{\max}(\varepsilon_0) = 2 \varepsilon_0, \quad (37)$$

where  $\theta$  is the polar angle of the electron in the LS with the  $z$ -axis parallel to  $\mathbf{p}_A$ , the nuclear momentum.

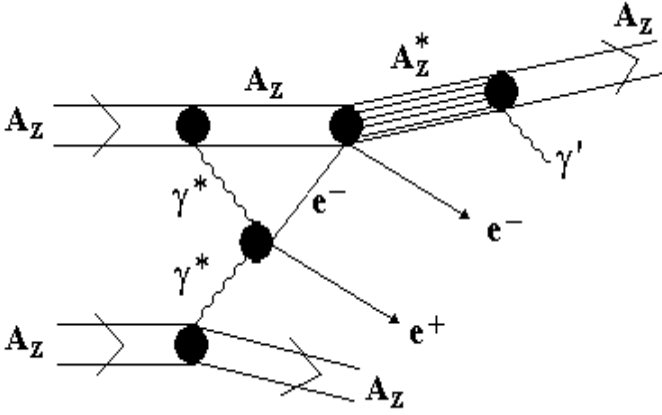
Equations (36), (37) allows us to calculate the cross section of quasi-elastic excitation electron scattering in the system of the colliding nuclei.

### 2.3 Nuclear excitation by electron or positron in peripheral heavy ion collisions

In Fig. 1 we show two stage process

$$A_Z + A_Z \rightarrow A_Z^* + A_Z + e^+e^-, \quad (38)$$

where the  $e^+e^-$  pair is produced by the virtual photons in the nuclear electromagnetic field followed by nuclear excitation by the electron or positron.



**Fig. 1.** Diagram of two stage process of nuclear excitation by an electron (positron) produced by the virtual photon interaction in an AA collision at the LHC.

The authors of Ref. [10] showed that the energy and angular electron (positron) distribution in the double equivalent photon approximation is

$$\frac{d\sigma_{AA}}{d\varepsilon d\Omega} = \frac{\alpha^2}{2} p \int_{\hat{E}/2}^{\infty} \frac{d\omega}{\omega^4} \frac{2\omega - \hat{E}}{\hat{E}^2} n(\omega) n\left(\frac{\omega \hat{E}}{2\omega - \hat{E}}\right) g(\omega, \theta) \quad (39)$$

where  $\omega$  is the energy of the virtual photon. We have

$$\begin{aligned} \hat{E} &= \varepsilon + p \cos \theta, \\ \tilde{E} &= \varepsilon - p \cos \theta, \\ \varepsilon^2 &= p^2 + m_e^2, \end{aligned} \quad (40)$$

$$g(\omega, \theta) = \left\{ \frac{2\omega\omega' - m_e^2 + (\omega\omega' - m_e^2) \sin^2 \theta}{m_e^2 - (\omega\omega' - m_e^2) \sin^2 \theta} - \frac{2(\omega\omega' - m_e^2)^2 \sin^4 \theta}{[m_e^2 + (\omega\omega' - m_e^2) \sin^2 \theta]^2} \right\}, \quad (41)$$

$$\omega' = \frac{\omega \tilde{E}}{2\omega - \hat{E}}, \quad (42)$$

$$n(\omega) = \frac{2}{\pi} Z_A^2 \alpha \left(\frac{c}{v}\right)^2 \left[ \xi K_0(\xi) K_1(\xi) - \frac{v^2 \xi^2}{2c^2} (K_1^2(\xi) - K_0^2(\xi)) \right], \quad (43)$$

$$\xi = \frac{\omega R_{\min}}{\gamma v}. \quad (44)$$

The equivalent electron approximation [3] is more exact, but the results of that approach are not numerically differ from [10].

We consider a model of the two independent simultaneous processes in Fig. 1. The cross section of the two-stage process (38) is written as a convolution of Eq. (39) with the probability of nuclear excitation,

$$\sigma_{AA^*} = \int d\varepsilon d\Omega d\Omega' \frac{d\sigma_{AA}}{d\varepsilon d\Omega}(\varepsilon, \theta) P_{A^*}(q(\theta'; \varepsilon, \theta)). \quad (45)$$

We define the probability of nuclear excitation  $P_{A^*}(q)$  as a ratio of the cross section (29) to the sum over all nuclear final states

$$P_{A^*}(q) = \frac{d\sigma_{A^*}/d\Omega'}{d\sigma_{\text{sum}}/d\Omega'}. \quad (46)$$

We follow the Glauber model [26] to calculate this sum using the property of closure. For electron scattering, we find

$$\frac{d\sigma_{\text{sum}}}{d\Omega'} = [Z_A(Z_A - 1) S_A^2(q) + Z_A] |f_{ep}(q)|^2 \quad (47)$$

where  $f_{ep}(q)$  is the elastic electron-proton scattering amplitude and  $S_A(q)$  is the elastic nuclear form-factor. For our two-stage peripheral process where  $q \ll 1/R_A$ ,  $S_A(q) \approx 1$  so that

$$\frac{d\sigma_{\text{sum}}}{d\Omega'}(q) \approx Z_A^2 |f_{ep}(q)|^2 = \sigma_M(q). \quad (48)$$

Thus the integrated cross section, Eq. (45), is

$$\begin{aligned} \sigma_{AA^*} &= \int d\varepsilon d\Omega d\Omega' \frac{d\sigma_{AA}}{d\varepsilon d\Omega}(\varepsilon, \theta) F_\lambda^2(q(\theta'; \varepsilon, \theta)) \\ &= 2\pi^2 \alpha^2 \int_{\hat{E}/2}^{\infty} d\omega \int_{m_e}^{\infty} d\varepsilon \int d\cos \theta \int d\cos \theta' \\ &\quad \times p(\varepsilon) \frac{2\omega - \hat{E}}{\omega^4 \tilde{E}^2} n(\omega) n(\omega') g(\omega, \theta) F_\lambda^2(q(\theta', \varepsilon, \theta)) \end{aligned} \quad (49)$$

where  $q$  is defined in Eq. (30).

After electro-excitation at high energies, the nucleus  $A_Z^*$  essentially retains its direction. Then the angular and energy distributions of the secondary photon are

$$\frac{d\sigma_{AA^*}(\theta_{\gamma'})}{d\theta_{\gamma'}} = \sigma_{AA} \frac{dP_{A^*}(\theta_{\gamma'})}{d\theta_{\gamma'}}, \quad (50)$$

$$\frac{d\sigma_{AA^*}(E_{\gamma'})}{dE_{\gamma'}} = \sigma_{AA} \frac{dP_{A^*}(E_{\gamma'})}{dE_{\gamma'}}, \quad (51)$$

where  $\sigma_{AA}$  is given in Eq. (49). The functions  $dP_{A^*}/d\theta_{\gamma'}$  and  $dP_{A^*}/dE_{\gamma'}$  depend on the angular distribution of the  $\gamma'$  in the NR system. For an isotropic  $\gamma'$  distribution they are given by Eqs. (24) and (25).

## 2.4 Nuclear excitation by the peripheral strong interaction

One possible background for process (7) is a strong interaction in which one of nucleus is excited to a discrete level

$$A_1 + A_2 \rightarrow A_1^* + A_2. \quad (52)$$

We make an rough estimate of the cross section in peripheral collisions with  $b > (R_1 + R_2)$ . We write the differential cross section for elastic scattering,  $A_1 + A_2 \rightarrow A_1 + A_2$  [27], neglecting distortion effects,

$$\frac{d\sigma_{A_1 A_2}}{dq^2} = \frac{d\sigma_{NN}}{dq^2}(q^2) |A_1 A_2 S_{A_1}(\mathbf{q}) S_{A_2}(-\mathbf{q})|^2. \quad (53)$$

Here  $S_A(\mathbf{q})$  is the nuclear form-factor, equal to unity at  $q = 0$ ,  $S_A(0) = 1$ . We can approximate it simply by a Gaussian nuclear density,

$$S_{A_i}(q) = e^{-B_{A_i} q^2/2}. \quad (54)$$

We use the standard form (see [2]) for nucleon nucleon scattering cross section

$$\frac{d\sigma_{NN}}{dq^2}(q^2) = \left| \frac{\sigma_{\text{tot}}(NN)}{4\sqrt{\pi}} e^{-B_N q^2/2} \right|^2. \quad (55)$$

We calculate the energy of an  $AA$  collision at the LHC with  $\gamma = 3500$  in the nuclear rest system, where  $\gamma_A = 2\gamma^2 - 1$ . The energy of an  $NN$ -collision in the rest system is  $E_p = 2.5 \times 10^7$  GeV. We find

$\sigma_{\text{tot}}(NN) \approx 100$  mb and  $B_{NN} \simeq 20$  GeV<sup>-2</sup> at LHC energies from a good approximation of  $\bar{p}p$  data at  $\sqrt{s_{pp}} < 540$  GeV in Ref. [28].

For the elastic scattering we can write the form-factor  $S_A(\mathbf{q})$  as

$$S_A(q) = 2\pi \int_0^\infty b db J_0(qb) T_A(b), \quad T_A(b) = \int_{-\infty}^\infty dz \rho_A(\mathbf{b}, z), \quad (56)$$

where  $J_0(qb)$  is a Bessel function and  $\rho_A(\mathbf{b}, z)$  is the nuclear density. Using Eq. (54),  $T_A(b)$  is

$$T_A(b) = \frac{1}{2\pi B_A} e^{-b^2/(2B_A)}. \quad (57)$$

Peripheral collisions will correspond to the integral (56) in the region  $b > R$

$$S_A(q, R) = 2\pi \int_R^\infty b db J_0(qb) T_A(b). \quad (58)$$

The amplitude of proton inelastic scattering with nuclear excitation to a state with spin  $\lambda$  and projection  $\mu$  in the same approximation is

$$\mathcal{F}_{pA^*}(\mathbf{q}) = A f_{NN}(\mathbf{q}) G_{\lambda\mu}(\mathbf{q}), \quad (59)$$

where

$$G_{\lambda\mu}(\mathbf{q}) = \int d^3\mathbf{r} e^{i\mathbf{q}\cdot\mathbf{r}} \rho_{\lambda\mu}(\mathbf{r}). \quad (60)$$

The inelastic nuclear transition density is

$$\rho_{\lambda\mu}(\mathbf{r}) = \frac{1}{A} \langle \lambda\mu | \sum_{j=1}^A \delta(\mathbf{r} - \mathbf{r}_j) | 00 \rangle. \quad (61)$$

It is simple to show that  $F_{\lambda\mu}(q)|_{q \rightarrow 0} \sim q^\mu$ . We define the inelastic nuclear form-factor  $S_{A^*}^{(\lambda)}(q)$  as

$$(S_{A^*}^{(\lambda)}(q))^2 = \sum_\mu |G_{\lambda\mu}(\mathbf{q})|^2. \quad (62)$$

If we assume that the state with  $\mu = \lambda$  is dominant, we can approximate the inelastic form-factor  $S_{A^*}^{(\lambda)}(q)$  by Eq. (32). This form agrees with form-factor from inelastic electron scattering [25]. We assume that the charge and nucleon transition densities are the same for a rough estimate. We take the parameters of the inelastic form-factor for  $^{40}\text{Ca}^*(\lambda\mu)$  from Ref. [25] and renormalize the form-factor to  $Z_A/A$  so that

$$S_{A^*}^{(\lambda)}(q) = \frac{Z_A}{A} F_\lambda(q). \quad (63)$$

The Fourier transformation analogous to Eq. (58) is

$$S_{A^*}^{(\lambda)}(q, R) = 2\pi \int_R^\infty b db J_\lambda(qb) T_{A^*}^{(\lambda)}(b), \quad (64)$$

in peripheral collisions with  $b > R$  where the function  $T_{A^*}^{(\lambda)}(b)$  can be calculated by the inverse Fourier transform from  $S_{A^*}^{(\lambda)}(q)$  to  $T_{A^*}^{(\lambda)}(b)$

$$T_{A^*}^{(\lambda)}(b) = \frac{1}{2\pi} \int_0^\infty q dq J_\lambda(qb) S_{A^*}^{(\lambda)}(q). \quad (65)$$

We can calculate (65) analytically with the form-factor parameterisation in Eq. (63). We have

$$T_{A^*}^{(\lambda)}(b) = \frac{1}{A} \frac{c_\lambda}{2} \left[ 1 - \beta \left( \lambda + \frac{3}{2} \right) + \beta \left( \frac{b}{d} \right)^2 \right] \times \left( \frac{4}{d^2} \right)^{\lambda+2} \left( \frac{b^2}{d^2} \right)^{\lambda/2} e^{-b^2/d^2}. \quad (66)$$

Thus Eq. (53) becomes

$$\frac{d\sigma_{A_1^* A_2}}{dq^2} = \frac{d\sigma_{NN}}{dq^2}(q^2) |A_1 A_2 S_{A_1^*}^{(\lambda)}(\mathbf{q}, R) S_{A_2}(-\mathbf{q}, R)|^2. \quad (67)$$

The energy and angular distributions of the secondary photons are given by the convolutions:

$$\frac{d\sigma_{A_1^* A_2}}{dE_{\gamma_1'}} = \int d^2q \frac{d\sigma_{A_1^* A_2}(q)}{dq^2} \frac{dP_{A_1^*}}{dE_{\gamma_1'}}(E_{\gamma_1'}, \theta_{A_1^*}); \quad (68)$$

$$\frac{d\sigma_{A_1^* A_2}}{d\theta_{\gamma_1'}} = \int d^2q \frac{d\sigma_{A_1^* A_2}(q)}{dq^2} \frac{dP_{A_1^*}}{d\theta_{\gamma_1'}}(|\theta_{\gamma_1'} - \theta_{A_1^*}|). \quad (69)$$

For symmetric collisions with  $A_1 = A_2 = A$  and small angles,  $\theta_{A^*} = q/p_A$ .

### 3 Energy and angular distributions of secondary photons

We consider the peripheral processes (2),(7) and (10), which give us the secondary photons. All three processes preserve the charge  $Z$  and nuclear number  $A$  of the nucleus. The nucleus is excited and then emits the photons in processes (7) and (10). The  $\pi^0$ -meson produced in process (2) by virtual photon fusion decays to two photons

We study the kinematic dependence of  $E_\gamma$  on  $\theta_\gamma$  in the LS for  $^{40}\text{Ca}$  (see Fig. 2). The beam luminosity is  $L = (2 - 4) \times 10^{30} \text{ cm}^{-2} \text{ s}^{-1}$  (see [2]). The characteristics of Ca discrete level are well known [18]. In Fig. 2 we use five strongly excited levels by electrons [25]. The level  $\lambda^P = 3_1^-$ ,  $E_\gamma^0 = 3.74 \text{ MeV}$  has the largest excitation intensity.

Figure 2 demonstrates that  $E_\gamma$  falls quickly with  $\theta_\gamma$  at  $\gamma_A = 3500$ . The energy is a few tens of GeV in the solid angle  $\theta < \theta_{\text{cross}}$ . The  $3^-$  excitation gives the secondary photons with energies 22 – 26 GeV in the angular range of TOTEM.

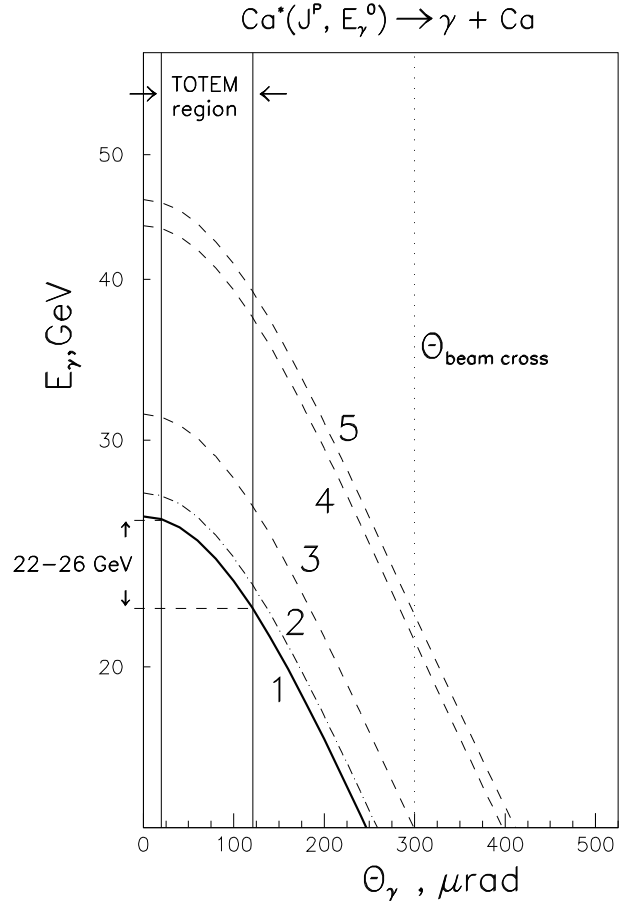
Figure 3 shows the cross sections, Eq. (50) and (51), of the two-stage process (7) of the excitation of nucleus Ca by electron (positron) in the virtual photon interaction (section 2.3). The angular distribution of the secondary photons in the NR system are assumed to be isotropic because we average over all initial directions of electrons that excite the nucleus (see Eq. (24)). The energy distribution in Fig. 3a is then uniform.

The level  $3^-$ ,  $E_\gamma^0 = 3.74 \text{ MeV}$  gives the largest contribution to the sum of the angle distributions over other levels in Fig. 3b. The maximum in the angular distribution is  $\theta_\gamma = 150 \mu\text{rad}$ .

The integrated cross section of the two-stage process (7) is equal to  $\sigma_1 = 4.8 \text{ barn}$  at  $R_{\text{min}} = 1/m_e = 386 \text{ fm}$ . The cross section  $\sigma_1$  is large because the  $\gamma^*\gamma^* \rightarrow e^+e^-$  cross section is rather large, 1.5 Kb for CaCa collisions at LHC energies. In the TOTEM angular region, the cross section is 16% of  $\sigma_1$  and in the region up to  $\theta_{\text{cross}} = 300 \mu\text{rad}$  is 56% of  $\sigma_1$ .

The cross section of the process (10), when the nucleus is excited by strong peripheral nuclear interactions, is less,  $\sigma_2 = 0.1 \text{ mb}$ , than the process (7), see Fig. 4. We calculate this cross section in Eq. (67). We neglect absorption effects in nucleus-nucleus interactions obtaining an upper estimate. We also assumed that the photon angular distribution in the NR system is isotropic. The calculations are for  $b > R_A$  with  $R_A = 1.2A^{1/3} \text{ fm}$  for each nucleus.

The distributions of process (2), photon fusion to  $\pi^0$ , was calculated in the same way as our previous work [5] for PbPb collisions. The cross section of this process is also small,  $\sigma_3 = 0.19 \text{ mb}$ , compared with the two-stage cross section. The energy distribution of photons from  $\pi^0$  decays in Fig. 4a has a peak at  $E_\gamma = 0$  because we integrate over



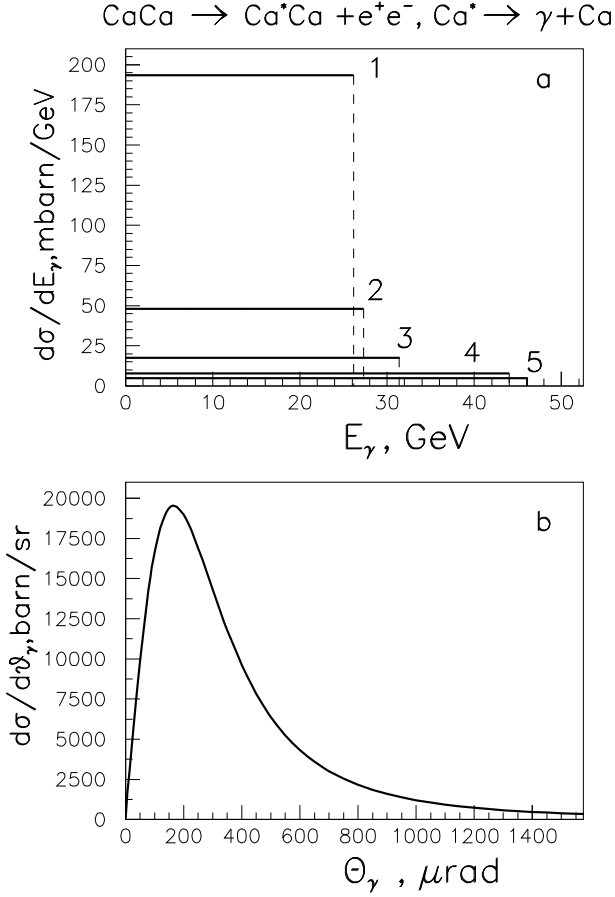
**Fig. 2.** Energy of photons emitted by  $\text{Ca}^*(J^P, E_\gamma^0)$  as a function of angle. The lines correspond to the discrete excited levels: (1)  $3_1^-$ , 3.74 MeV, (2)  $2_1^+$ , 3.90 MeV, (3)  $5_1^-$ , 4.49 MeV, (4)  $3_2^-$ , 6.29 MeV, (5)  $3_3^-$ , 6.59 MeV. The vertical lines show the TOTEM angular region  $20 \mu\text{rad} \leq \theta < 120 \mu\text{rad}$  and the beam crossing angle.

all  $\pi^0$  direction. The angular distribution in Fig. 4b has a very different dependence compared to the photon angular distribution of nuclear radiation.

### 4 Conclusions

We have presented the energy and angular distributions of secondary photons from nuclear radiation in peripheral ultra-relativistic  $AA$  collisions at the LHC. The two-stage process of nuclear excitation by an electron or positron, produced by virtual photon interactions has a large cross section,  $\sim 5 \text{ b}$ , along with a specific angular distribution. The secondary  $\gamma$ -radiation at angles  $\sim 100 \mu\text{rad}$  and at energies  $\sim 20 \text{ GeV}$  can be measured in the region of TOTEM Roman pots. High energy  $\gamma$ -radiation in peripheral collisions will be a significant background in the nuclear fragmentation region with an intensity of  $\sim 10^6 \text{ photons/s}$  for CaCa collisions at  $L \approx 10^{30} \text{ cm}^{-2} \text{ s}^{-1}$ .

Secondary  $\gamma$ -radiation from nuclei can be used for to monitor the beam intensity, a very difficult problem for



**Fig. 3.** Energy and angular distributions of secondary photons from  $\text{Ca} + \text{Ca} \rightarrow \text{Ca}^*(\lambda^P, E_\gamma) + \text{Ca} + e^+e^-, \text{Ca}^* \rightarrow \gamma + \text{Ca}$ . (a) Photon energy distributions, numbers 1-5, correspond to the five nuclear levels in Fig. 2. (b) Photon angular distribution summed over all levels.

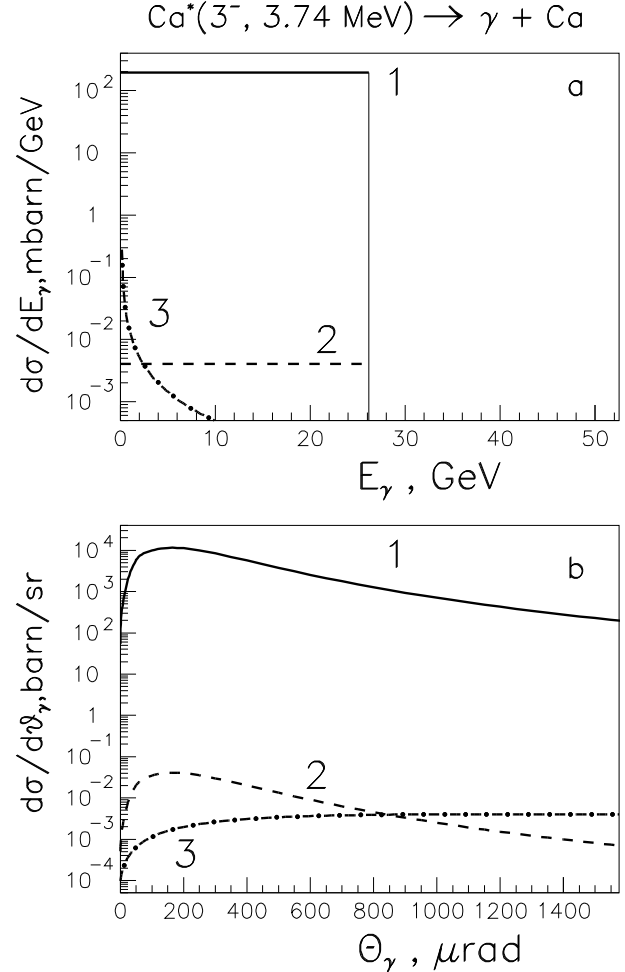
nuclear beams. However it is necessary to determine  $R_{\min}$  for nuclear electromagnetic interaction beforehand.

Finally secondary nuclear photons can be a good method for triggering processes (13) or (14) with the meson system produced in central rapidity region. The full trigger includes a signal in the central rapidity region along with an absence of signals from neutrons and charged nuclear fragments in nuclear fragmentation region and high energy secondary photons in the Roman pots.

We are very grateful to L. I. Sarycheva, V. A. Bodyagin, D. E. Lansky, I. A. Pshenichnov and to V. V. Varlamov for the useful discussions and N. P. Karpinskaya for help with a manuscript. We also thank G.Baur, K. Hencken and R. Vogt for helpful comments on our first draft.

## References

1. F. Krauss, M. Greiner and G. Soft, Prog. Part. Nucl. Phys. **39**, 503 (1977).
2. G. Baur, K. Hencken, D. Trautmann, J. Phys. **G24**, 1657 (1998).



**Fig. 4.** Comparison of energy (a) and angular (b) distributions of secondary photons for three peripheral processes: (1) nuclear excitation by electrons or positrons in electromagnetic interactions, (2) excitation in strong interaction with  $b > 2R_A$ , (3) photons from decay  $\pi^0 \rightarrow 2\gamma$  in process of virtual fusion in  $AA$  collisions.

3. G. Baur, K. Hencken, D. Trautmann, S. Sadovsky and Yu. Kharlov, CMS Note 1998/009, hep-ph/9904361.
4. S. Klein and J. Nystrand, Phys. Rev. **C60**, 014903 (1999).
5. K. A. Chikin *et al.*, Eur. Phys. J. **A8**, 537 (2000).
6. I. A. Pshenichnov *et al.*, Phys. Rev. **C60**, 044901 (1999).
7. I. A. Pshenichnov *et al.*, Phys. Rev. **C57**, 1920 (1998).
8. V.Emel'yanov, A.Khodirov, S.Klein and R.Vogt, LBNL-40398, 1997.
9. J. Nystrand and S. Klein, LBNL-42524, 1998, nucl-ex/9811007.
10. N. Baron and G. Baur, Phys. Rev. **D46**, R3695 (1992).
11. M. J. Rhoades-Brown and J. Weneser, Phys. Rev. **A44**, 330 (1991).
12. M. C. Güclü *et al.*, Phys. Rev. **A51**, 1836 (1995).
13. A. Alscher *et al.*, Phys. Rev. **A55**, 396 (1997).
14. C. A. Bertulani and G.Baur, Phys. Rep. **163**, 299 (1988).
15. H. Meier *et al.*, Eur. Phys. J. **C2**, 741 (1998).
16. S. Jeon, J. Kapusta, A. Chikhanian, J. Sandweiss, nucl-th/9806047.
17. K. Hencken, D. Trautmann and G.Baur, nucl-th/9903019.

18. P. M. Endt *et al.*, Nucl. Phys. **A633**, 1 (1998).
19. V. V. Balashov, V. L. Korotkikh and I. V. Moskalenko, Proceedings of the 21 ICRC (University of Adelaide), vol.2, 416 (1990).
20. S. U. Chung, D. P. Weygand and H. J. Willutzki, Preprint BNL-QGS-02-91.
21. R. Engel *et al.*, Z. Phys. **C74**, 687 (1997).
22. C. G. Roldao and A. A. Natale, Phys. Rev. **C61**, 064907 (2000).
23. W. Kienzle *et al.*, TOTEM, Letter of Intent, CERN/LHCC/ 97-49, 1997.
24. C. Adler, A. Denisov, E. Garcia, M. Mureau, H. Stroebele and S. White, nucl-ex/0008005.
25. I. S. Gulkarov, Fis. Elem. Chast. At Nucl., **19**, 345 (1998).
26. R. J. Glauber, High energy collision theory. Lectures on theoretical physics, v.1, NY, Interscience Publ., 1959, p.315.
27. V. L. Korotkikh and I. P. Lokhtin, Sov. J. Nucl. Phys. **56**, 1110 (1993).
28. K. Goulianos, Comments Nucl. Part. Phys. **17**, 177 (1987).



