

Cluster Emission and Phase Transition Behavior in the Nuclear Disassembly

Y. G. Ma^{1,*}

¹Shanghai Institute of Nuclear Research, Chinese Academy of Sciences, P.O. Box 800-204, 201800 Shanghai, CHINA
(Dated: Oct. 1999)

The features of the emissions of light particles (LP), charged particles (CP), intermediate mass fragments (IMF) and the largest fragment (MAX) are investigated for ^{129}Xe as functions of temperature and "freeze-out" density in the frameworks of isospin dependent lattice gas model and classical molecular dynamics model. Definite turning points for the slopes of average multiplicity of LP , CP and IMF , and of the mean mass of the largest fragment (A_{max}) are shown around a liquid gas phase transition temperature and while the largest variances of the distributions of LP , CP , IMF , and MAX appear there. It indicates that the cluster emission rate can be taken as a probe of nuclear liquid gas phase transition and while the largest fluctuation is simultaneously accompanied at the point of the phase transition within lattice gas model and molecular dynamics model as the traditional thermodynamical theory requires when a phase transition occurs.

PACS numbers: 25.70.Pq, 05.70.Jk, 24.10.Pa, 24.60.Ky, 02.50.-r, 02.70.Ns

I. INTRODUCTION

Phase transition and critical phenomenon is an extensive debating subject in nature sciences. Recently, the same concept was introduced into the microscopic systems, such as in atomic cluster [1] and nuclei [2]. The break-up of nuclei due to violent collisions into several intermediate mass fragments, can be viewed as critical phenomenon as observed in fluid, atomic, and other systems. It prompts the possible signature on the liquid gas phase transition in the nuclear system. One fact is that the sudden opening of the multifragmentation [3] and vaporization [4] channels can be interpreted as the signature of the boundaries of phase mixture [5]. In addition, the fact that the nuclear caloric curve [6, 7, 8, 9, 10, 11] in a certain excitation energy range shows a plateau gives a possible indication of a first order phase transition [6] as predicted in the framework of statistical equilibrium models [12]. On the other hand, the extraction of critical exponents in the charge or mass distribution of the multifragmentation system [13] can be explained as an evidence of the phase transition.

Several theoretical models have been developed to treat such a phase transition in nuclear disassembly. These models are percolation model [14, 15], lattice gas model (LGM) and statistical multifragmentation model [16] etc. In this work, what we are interested in is the lattice gas model. It is a simple short range interaction model [17], but it can be successfully applied to nuclear systems with isospin symmetry and asymmetry [18, 19, 20, 21, 22, 23, 24, 25, 26, 27, 28]. LGM is carried assuming the system is in a "freeze-out" density ρ_f with thermal equilibrium at temperature T . Previous calculations [22] with LGM showed that there exists a

phase transition for the finite nuclear systems by studying the effective power law parameter (τ) of cluster mass or charge distribution [29, 30], their second moments (S_2) [14], and the specific heat. More recently, we proposed two novel criteria, namely multiplicity information entropy (H) and nuclear Zipf's law to diagnose the onset of liquid gas phase transition in the framework of the isospin dependent LGM (I-LGM) and isospin dependent classical molecular dynamics (I-CMD) model [31].

In this work, we will show that the emission rate of clusters is a useful tool to diagnose the nuclear liquid gas phase transition, and while the largest fluctuation of cluster multiplicities is simultaneously revealed at the point of the phase transition by investigating the features of light particles, charged particles, intermediate mass fragments and the largest fragment of disassembling source in the frameworks of I-LGM and I-CMD.

The paper is organized as following. Sec.II gives the descriptions of I-LGM and I-CMD. Results and discussions are shown in Sec. III where the multiplicities of cluster emissions, their slopes and their fluctuations are investigated. The influence of the "freeze-out" density on cluster emission is also presented in the framework of I-LGM, and comparisons of the results between I-LGM and I-CMD at a given "freeze-out" density is followed. Finally the conclusion is given in Sec.IV.

II. DESCRIPTION OF MODELS

A. Isospin dependent lattice gas model

The lattice gas model of Lee and Yang [17], where the grand canonical partition function of a gas with one type of atoms is mapped into the canonical ensemble of an Ising model for spin 1/2 particles, has successfully described the liquid-gas phase transition for atomic system. The same model has already been applied to microscopic nuclear system. Detailed descriptions for the features of LGM can be found in some literatures, eg. papers of Pan

*Present address: Cyclotron Institute, Texas A & M University, College Station, TX 77843-3366, USA. Email: ygma@cyclotronmail.tamu.edu. <http://ma.tamu.edu>

and Das Gupta et al. [18, 19], of Campi and Krivine [20], of Carmona, Richert and Tarancon [21] and of Chomaz and Gulminelli [27] etc. Here we will adopt the model developed by Pan and Das Gupta [18, 19]. In order to better understand the context of this work, the models are described below.

In the LGM, $A (=N + Z)$ nucleons with an occupation number s (i.e. "spin") which is defined as $s = 1$ (-1) for a proton (neutron) or $s = 0$ for a vacancy, are placed in the L sites of 3 dimension lattice. Nucleons in the nearest neighboring sites interact with an energy $\epsilon_{s_i s_j}$. The hamiltonian of the system is written as

$$H = \sum_{i=1}^A \frac{P_i^2}{2m} - \sum_{i < j} \epsilon_{s_i s_j} s_i s_j. \quad (1)$$

The interaction constant $\epsilon_{s_i s_j}$ is related to the binding energy of the nuclei. In order to incorporate the isospin effect in the lattice gas model, the short-range interaction constant $\epsilon_{s_i s_j}$ is chosen to be different between the nearest neighboring like nucleons and unlike nucleons:

$$\begin{aligned} \epsilon_{nn} &= \epsilon_{pp} = 0. MeV, \\ \epsilon_{pn} &= -5.33 MeV, \end{aligned} \quad (2)$$

which indicates the repulsion between the nearest-neighboring like nucleons and the attraction between the nearest-neighboring unlike nucleons. This kind of isospin dependent interaction incorporates, to a certain extent, Pauli exclusion principle and effectively avoids producing unreasonable clusters, such as di-proton and di-neutron clusters, etc. The disassembly of the system is to be calculated at an assumed "freeze-out" density $\rho_f = (A/L)\rho_0$, where ρ_0 is the normal nucleon density, beyond ρ_f nucleons are too far apart to interact.

In the model, $N + Z$ nucleons are put in L sites by Monte Carlo sampling using the canonical Metropolis algorithm [26, 32]. As pointed out in Ref. [21, 33], however, one has to be careful treating the process of Metropolis sampling in order to satisfy the detailed balance principle and therefore warrant the correct equilibrium distribution in the final state. Speaking in detail, in this work, first an initial configuration with $N + Z$ nucleons is established. Second, for each event, sufficient number of "spin"-exchange steps is tested, eg. 20000 steps to let the system generate states with a probability proportional to the Boltzmann probability distribution with Metropolis algorithm. In each "spin"-exchange step, a random trial change on the basis of the previous configuration is made. For instance, we choose a nucleon at random and attempt to exchange it with one of its neighboring nucleons or vacancies at random regardless of the sign of its "spin" (Kawasaki-like spin-exchange dynamics [34]), then compute the change ΔE in the energy of the system due to the trial change. If ΔE is less than or equal to zero, accept the new configuration and repeat the next "spin"-exchange step. If ΔE is positive, compute the "transition probability" $W = e^{-\Delta E/T}$ and compare it with a random number r in the interval $[0, 1]$. If r

$\leq W$, accept the new configuration; otherwise retain the previous configuration. 20000 "spin"-exchange steps are performed to assure we get the equilibrium state. Third, once the nucleons have been placed stably on the cubic lattice after 20000 "spin"-exchange steps for each event, their momenta are generated by Monte Carlo sampling of Maxwell Boltzmann distribution. Thus various observables based on phase space can be calculated in a straightforward fashion for each event. One important point of such Monte-Carlo Metropolis computations is that the above "spin"-exchange approach between the nearest neighbors, independently of their "spin", is evidenced to be satisfied by the detailed balance condition as noted in Ref. [21, 33]. In other words, this sampling method will guarantee that the generated microscopic states form an equilibrium canonical ensemble.

Once this is done the LGM immediately gives the cluster distribution by using the rule that two nucleons are part of the same cluster if their relative kinetic energy is insufficient to overcome the attractive bond [18]:

$$P_r^2/2\mu - \epsilon_{s_i s_j} s_i s_j < 0. \quad (3)$$

This method has been proved to be similar to the so-called Coniglio-Klein's prescription in the condensed matter physics [35] and was shown to be valid in LGM [18, 19, 20, 27, 28].

B. Isospin dependent classical molecular dynamics model

Since the lattice gas model is a model of the nearest neighboring interaction, a long range Coulomb force is not amenable to lattice gas type calculation. Pan and Das Gupta provided a prescription, based on simple physical reasoning, to decide if two nucleons occupying neighboring sites, form part of the same cluster or not [19]. They first try to map the lattice gas model calculation to a molecular dynamics type prediction, both first done without any Coulomb interaction. If the calculations match quiet faithfully then they can study the effects of Coulomb interaction by adding that to the molecular dynamics calculation. Here we adopt the same prescription to use the molecular dynamics and therefore investigate Coulomb effect. The results and conclusions can now be compared and checked between the LGM and the CMD. Obviously, here we do not do any *ab initio* molecular dynamics calculation but only use it for simulating the nuclear disassembly starting from a thermally equilibrated source which has been produced by the above I-LGM: i.e. the nucleons have been initialized at their lattice sites with the Metropolis sampling and have their initial momenta with Maxwell Boltzmann sampling. From this starting point we switch the calculation to a classical molecular dynamics evolution under the influence of a chosen force. Noting that in this case ρ_f is, strictly speaking, not a "freeze-out" density for molecular dynamics calculation but merely defines the

starting point for time evolution. However since classical evolution of a many particle system is entirely deterministic, the initialization does have in it all the information of the asymptotic cluster distribution, we will continue to call ρ_f the "freeze-out" density.

$$\begin{aligned} v_{\text{np}}(r)(r/r_0 < a) &= C [B(r_0/r)^p - (r_0/r)^q] \exp\left(\frac{1}{(r/r_0) - a}\right), \\ v_{\text{np}}(r)(r/r_0 > a) &= 0. \end{aligned} \tag{4}$$

where $r_0 = 1.842 \text{ fm}$ is the distance between the centers of two adjacent cubes. The parameters of the potentials are $p = 2$, $q = 1$, $a = 1.3$, $B = 0.924$, and $C = 1966 \text{ MeV}$. With these parameters the potential is minimum at r_0 with the value -5.33 MeV , is zero when the nucleons are more than $1.3r_0$ apart and becomes strongly repulsive when r is significantly less than r_0 . We now turn to the nuclear potential between like nucleons. Although we take $\epsilon_{pp} = \epsilon_{nn} = 0$ in I-LGM, the fact that we don't put two like nucleons in the same cube would suggest that there is short range repulsion between them. We have taken the nuclear force between two like nucleons to be the same expressions as above plus 5.33 MeV up to $r = 1.842 \text{ fm}$ and zero afterwards:

$$\begin{aligned} v_{\text{pp}}(r)(r < r_0) &= v_{\text{np}}(r) - v_{\text{np}}(r_0), \\ v_{\text{pp}}(r)(r > r_0) &= 0. \end{aligned} \tag{5}$$

The system evolves with the above potential. The evolution equations for each nucleon are, as usual, given by

$$\begin{aligned} \partial \vec{p}_i / \partial t &= -\sum_{j \neq i} \nabla_i v(r_{ij}), \\ \partial \vec{r}_i / \partial t &= \vec{p}_i / m. \end{aligned} \tag{6}$$

Numerically, the particles are propagated in the phase space by integrating Newton's equations of motion through a "leap-frog" algorithm. At asymptotic times, for instance, the original blob of matter has expanded to 64 times its volume in the initialization, the clusters are easily recognized: nucleons which stay together after arbitrarily long time are part of the same cluster. The observables based on cluster distribution in both models can now be compared. While they can be also compared by switching on/off Coulomb interaction within the molecular dynamics.

III. RESULTS AND DISCUSSIONS

We choose a medium-size nucleus ^{129}Xe as an example. The input parameters are temperature T and "freeze-out" density ρ_f in the model calculations. In this work T is mostly limited to the range of 3 to 7 MeV and the "freeze-out" density ρ_f is chosen to be the range of $0.18\rho_0$

The form of the force in the CMD is chosen to be also isospin dependent in order to compare with the results of I-LGM. The potential for unlike nucleons is expressed as

to $0.60\rho_0$. In most cases, ρ_f is chosen to be $0.38\rho_0$, since the experimental data can be best fitted by a ρ_f between $0.3\rho_0$ and $0.4\rho_0$ in previous LGM calculations [18, 36], which corresponds to $7 \times 7 \times 7$ cubic lattice for Xe. There is also good support from experiment that the value of ρ_f is significantly below $0.5\rho_0$ [37]. In addition, $0.18\rho_0$, corresponding to $9 \times 9 \times 9$ cubic lattice and $0.60\rho_0$, corresponding to $6 \times 6 \times 6$ cubic lattice of "freeze-out" densities for ^{129}Xe are also taken to compare and check the results with different "freeze-out" density. 1000 events are simulated for each combination of T and ρ_f which ensures good statistics for results.

A. I-LGM in different "freeze-out" density

Fig.1 shows that the mean multiplicities of emitted neutrons, protons, charged particles and intermediate mass fragments and the mean mass for the largest fragment evolve with temperature at different "freeze-out" densities in the I-LGM calculation. At a fixed "freeze-out" density, average neutron multiplicity (N_n), proton multiplicity (N_p), charged particle multiplicity (N_{cp}) and the largest fragment mass (A_{max}) display monotonously increasing or decreasing with temperature as expectedly. But the multiplicity (N_{imf}) of *IMF* shows a rise and fall with temperature [38, 39, 40], when the system probably crosses the phase transition boundary. With the decreasing of the "freeze-out" density, N_p , N_n , N_{cp} and A_{max} decreases since larger space separation among nucleons at smaller "freeze-out" density makes the clusters less bound and therefore decreases the sizes of free clusters and then increases the cluster multiplicities. The situation of N_{imf} is slightly complicate, i.e. it increases with the decreasing of "freeze-out" density in lower temperature branch but it is contrary in high temperature branch.

It seems to be impossible to discover the possibility of phase transition of nuclei if we only see these mean quantities as shown above (N_{imf} is an exception). However, when we focus on their slopes to temperature: figure 2,

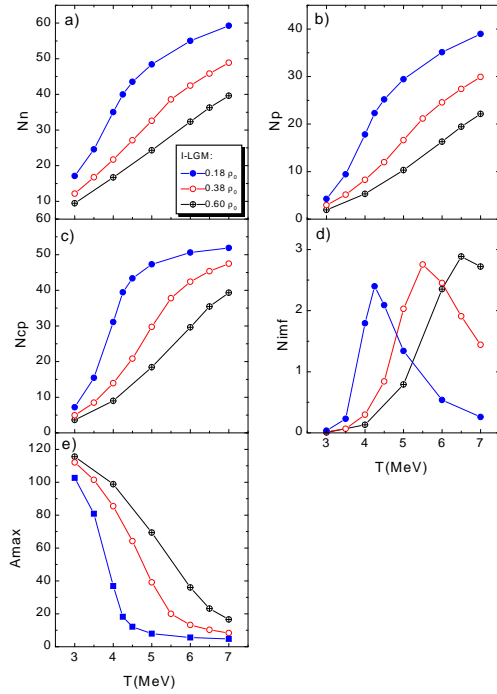


FIG. 1: Average multiplicity of the emitted neutrons N_n (a), protons N_p (b), charged particles N_{cp} (c) and intermediate mass fragment N_{imf} (d), average mass of the largest fragment A_{max} (e) as a function of temperature in different "freeze-out" density in the framework of I-LGM.

the sharp changes are observed at the nearly same temperature at each fixed "freeze-out" density: for instance, 4 MeV at $0.18\rho_0$, 5 MeV at $0.38\rho_0$ and 6 MeV at $0.60\rho_0$. At such a transition point, (1) the multiplicities of emitted clusters increase rapidly and after that the emission rate slows down; (2) the decrease of the largest fragment size reaches to a valley for such a finite system. Physically the largest fragment is simply related to the order parameter $\rho_l - \rho_g$ (the difference of density in nuclear "liquid" and "gas" phases). In the infinite matter, the infinite cluster exists only on the "liquid" side of critical point. In a finite matter, the largest cluster is present on both sides of phase transition point. In this calculation, a valley for the slope of A_{max} to temperature may correspond to a sudden disappearance of infinite cluster ("bulk liquid") near the phase transition temperature. It is not occasional producing such waves of the slopes, it should reflect the onset of phase transition there. This idea can be supported by surveying the other phase transition observables: such as the effective power law parameter, the Campi's second moment from the mass or charge distribution of fragment and the information entropy H of event multiplicity distribution [28, 31]. Figure 3 depicts

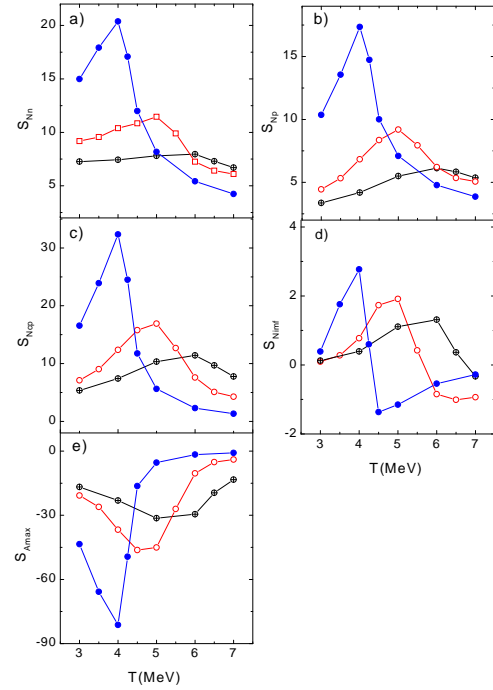


FIG. 2: Same as figure 1, but for their slopes with temperature.

these results. The minimum of τ and the maxima of S_2 and H appear around respective phase transition temperatures at different values of "freeze-out" density, *i.e.* about 4 - 4.25 MeV at $0.18\rho_0$, 5 - 5.5 MeV at $0.38\rho_0$ and 6 - 6.5 MeV at $0.60\rho_0$. These temperatures are consistent with the ones extracted from the choppy position of the above slopes. It indicates that the above slopes (emission rate) can be taken as a probe of a liquid gas phase transition of nuclei.

Furthermore, the largest fluctuations of cluster multiplicities are found around the phase transition point in the same calculation. Figure 4 illustrates that RMS width (σ) of the multiplicity distributions of neutrons, protons, charged particles and intermediate mass fragments, and the distribution of the largest fragment masses. These variances generally show peaks at the same phase transition temperatures as the ones extracted from the above observables for each fixed "freeze-out" density. Noting that the fluctuation of A_{max} is related to the compressibility of the system. These features are also consistent to the one of phase transition behaviors, *i.e.* there exists the largest fluctuation at the phase transition point [41]. This fluctuation represents internal feature of the disassembling system not numerical fluctuation.

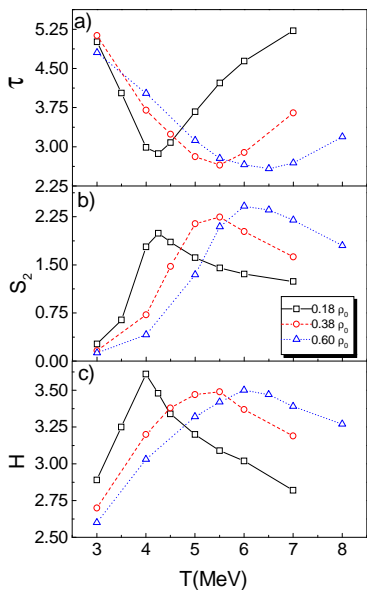


FIG. 3: Phase transition observables: effective power law parameter τ (a), the second moment S_2 (b) of fragment mass distribution and the information entropy H (c) as a function of temperature in different "freeze-out" density in the framework of I-LGM.

We would like to point that the "freeze-out" density dependent phase transition temperature, extracting from τ and S_2 , was also observed in a previous work [18], but this ρ_f dependent phenomenon will vanish when excitation energy is used as a variable [42]. In other words, the excitation energy is perhaps a good correspondence of the critical temperature because of only one critical point and hence only one critical temperature for a system.

B. Comparison of I-LGM to I-CMD in the same "freeze-out" density

Considering the absence of long range Coulomb force in the LGM, we will adopt the CMD to investigate the Coulomb effect and check the features of cluster emission and its relation to the phase transition behavior. The same "freeze-out" density of $0.38\rho_0$ is used to make a comparison for the results of I-CMD and I-LGM. Figure 5 shows that N_p , N_n , N_{cp} , N_{imf} and A_{max} changes

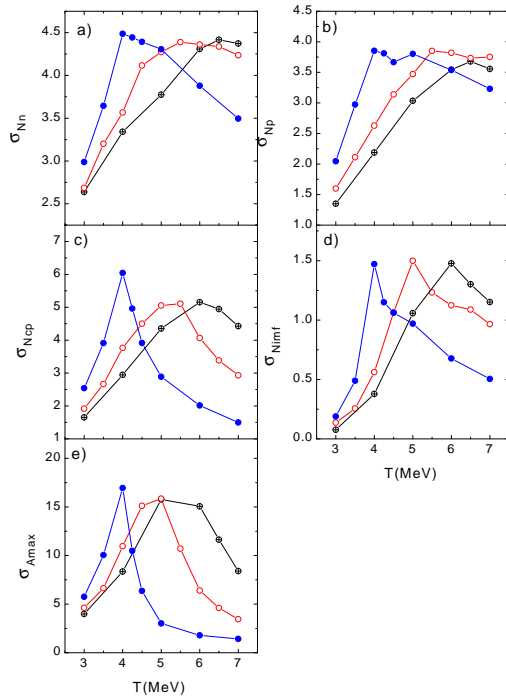


FIG. 4: Temperature dependent RMS widths (σ) of the distributions of N_n (a), N_p (b), N_{cp} (c), N_{imf} (d) and A_{max} (e) in different "freeze-out" density in the framework of I-LGM. The symbols are the same as figure 1.

with temperature within both models. The multiplicities of clusters and the largest fragment mass are close each other between I-LGM and I-CMD except for the multiplicities of neutrons and protons, illustrating that the I-LGM is, in general, a good tool to describe the fragmentation if Coulomb interaction can be ignored. When Coulomb interaction is switching on, N_p , N_{cp} and N_{imf} increase due to the repulsive role among protons and while A_{max} decreases. Meanwhile, N_n does not change because of no Coulomb interaction. N_{imf} also shows a rise and fall with temperature in the I-CMD cases. Coulomb force makes the turning temperature of N_{imf} smaller due to the long range repulsion.

The slopes of multiplicities of emitted clusters and of mean mass of the largest fragment have been plotted as a function of temperature in case of I-CMD in figure 6. The definite peaks of slopes are found as in the I-LGM case. The corresponding temperature at peaks locates about 4 MeV in the I-CMD case with Coulomb interaction, and about 5 MeV in the I-CMD case without Coulomb interaction. This turning temperature should also reflect the onset of phase transition there. If we investigate τ , S_2

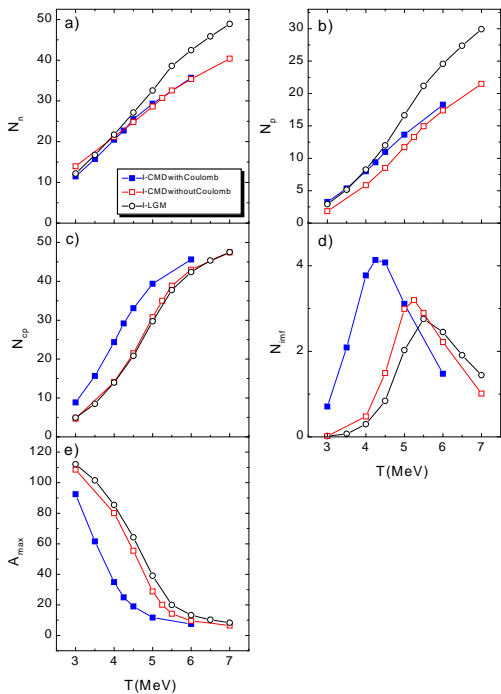


FIG. 5: Same as figure 1, but for the comparison between different calculations: I-LGM (open circles), I-CMD without Coulomb interaction (open squares) and I-CMD with Coulomb force (solid squares). The "freeze-out" density of system is $0.38\rho_0$.

and H : Figure 7, we will find that there are a minimum of τ and the maxima of S_2 and H around phase transition temperatures, *i.e.* about 4 - 4.25 MeV for I-CMD with Coulomb, around 5 MeV for I-CMD without Coulomb and around 5.5 MeV for I-LGM, respectively. Obviously, these phase transition temperatures are consistent with the ones extracted from the choppy position of the slopes of figure 6.

Finally the RMS widths of the multiplicity distributions of the clusters and of the largest fragment mass are checked in the I-CMD case in figure 8. The widths of the multiplicity distributions of neutrons and protons tend to be saturate at higher temperature, and while the ones for CP , IMF and A_{max} demonstrate peaks at a certain fixed temperature, *i.e.* around 4 MeV for the case I-CMD with Coulomb, 5 MeV for the case of I-CMD without the Coulomb, which is similar to the I-LGM case. These turning temperatures are also consistent to the phase transition temperature as shown in figure 6 and 7 in the I-CMD cases. Again, the largest fluctuation simultaneously appears in the point of phase transition.

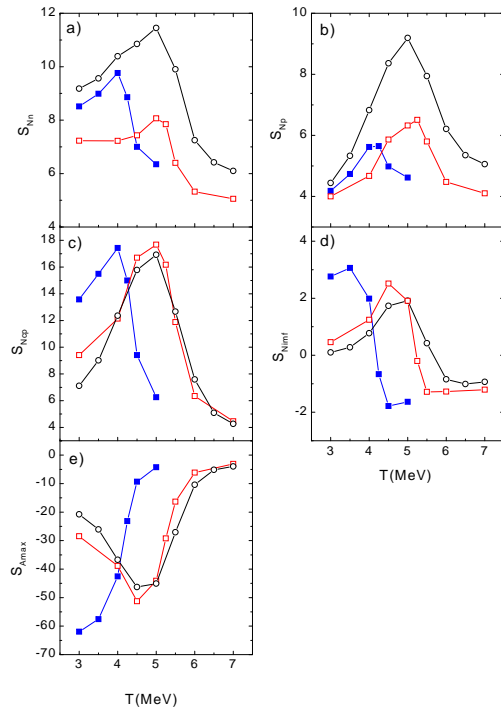


FIG. 6: Same as figure 2, but for the comparison between different calculations: I-LGM (open circles), I-CMD without Coulomb interaction (open squares) and I-CMD with Coulomb force (solid squares). The "freeze-out" density of system is $0.38\rho_0$.

Overall, the phase transition temperature seems to rely on some ingredients: such as the "freeze-out" density (or pressure), the model and its interaction potential, but the rule that emission rate and fluctuation of cluster multiplicity as a probe of phase transition is not changed.

IV. CONCLUSIONS

In conclusion, features of the emissions of light particles, charged particles, intermediate mass fragments and the largest fragments are investigated for a medium size nucleus ^{129}Xe in the frameworks of isospin dependent lattice gas model and classical molecular dynamics model. N_n , N_p , N_{cp} and A_{max} show monotonously increasing or decreasing but N_{imf} shows a rise and fall with temperature. Slopes of these observables go through extrema at the same temperature where the largest fluctuation of cluster multiplicity distributions is also observed. This temperature is consistent to the phase transition temperature extracted from the extreme values of τ , S_2 and H . It gives an indication that the cluster emission rate

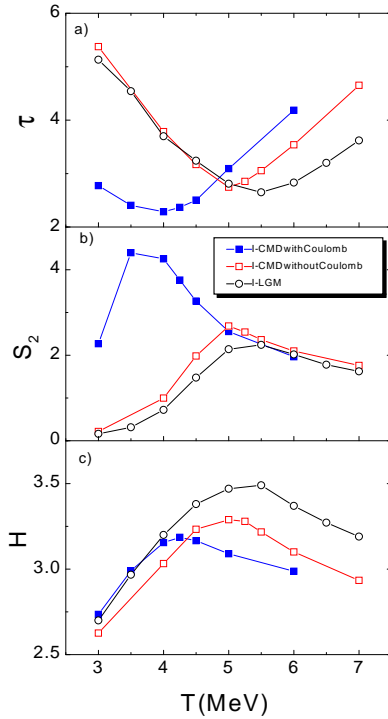


FIG. 7: Same as figure 3, but for the comparison between different calculations: I-LGM (open circles), I-CMD without Coulomb interaction (open squares) and I-CMD with Coulomb force (solid squares). The "freeze-out" density of system is $0.38\rho_0$.

can be taken as a probe of the phase transition of nuclei and while the largest fluctuation is simultaneously accompanied when the onset of phase transition occurs. In addition, the systematical comparison of I-LGM and I-CMD shows that LGM is a rather good tool to study the nuclear disassembly when the system is not large where the Coulomb interaction can be ignored. In light of this work, we think that the experimental study about the cluster emission is rather meaningful, especially to measure the excitation function of the multiplicities, their slopes and variances, from which some signals for phase transition could be found.

ACKNOWLEDGEMENT

It's my pleasure to thank Prof. S. Das Gupta and Dr. J. Pan for kindly providing the original codes and Prof. B. Tamain for helps. This work was partly supported by the NSFC for Distinguished Young Scholar under Grant No. 19725521, the NSFC under Grant No. 19705012, the Presidential Foundation of Chinese Academy of Sciences, the Science and Technology Development Foundation of Shanghai under Grant No. 97QA14038.

-
- [1] G.F. Bertsch, *Sciences* **277**(1997) 1619; S. L. Lai, J. Y. Guo, V. Petrova, G. Ramanath, and L. H. Allen, *Phys. Rev. Lett.* **77** (1996) 100; M. Schmidt, R. Kusche, W. Kronmüller, B. von Issendorff, and H. Haberland, *Phys. Rev. Lett.* **79** (1997) 99; D.H.E. Gross, *Phys. Rep.* **279** (1997) 121.
- [2] J.E. Finn, S. Agarwal, A. Bujak, J. Chuang, L.J. Gutay, A.S. Hirsch, R.W. Minich, N.T. Porile, R.P. Scharenberg, B.C. Stingellow, and F. Turkot, *Phys. Rev. Lett.* **49** (1982) 1321; R.W. Minich, S. Agarwal, A. Bujak, J. Chuang, J.E. Finn, L.J. Gutay, A.S. Hirsch, N.T. Porile, R.P. Scharenberg, B.C. Stingellow, and F. Turkot, *Phys. Lett.* **118B** (1982) 458.
- [3] G. Bizard, R. Bougault, R. Brou, J. Colin, D. Durand, A. Genoux-Lubain, J.L. Laville, C. Le Brun, J.F. Lecolley, M. Louvel, J. Péter, J. C. Steckmeyer, B. Tamain, A. Badala, T. Motobayashi, G. Rudolf, and L. Stuttgé, *Phys. Lett.* **B302** (1993) 162; A. Schuttauf, W.D. Kunze, A. Worner, M. Begemann-Blaich, Th. Blaich, D.R. Bowman, R.J. Charity, A. Cosmo, A. Ferrero, C.K. Gelbke, C. Gross, W.C. Hsi, J. Hubele, G. Imme, I. Iori, J. Kempter, P. Kreutz, G.J. Kunde, V. Lindenstruth, M.A. Lisa, W.G. Lynch, U. Lynen, M. Mang, T. Mohlenkamp, A. Moroni, W.F.J. Müller, M. Neumann, B. Ocker, C.A. Ogilvie, G.F. Peaslee, J. Pochodzalla, G. Raciti, F. Rosenberger, Th. Rubehn, H. Sann, C. Schwarz, W. Seidel, V. Serfling, L.G. Sobotka, J. Stroth, L. Stuttge, S. Tomasevic, W. Trautmann, A. Trzcinski, M.B. Tsang, A. Tucholski, G. Verde, C.W. Williams, E. Zude and B. Zwieglinski, *Nucl. Phys.* **A607** (1996) 457.
- [4] M.F. Rivet, A. Chibi, B. Borderie, Ph. Eudes, M. Parlog, L. Tassan-Got, G. Auger, Ch.O. Bacri, J. Benlliure, E. Bisquer, R. Bougault, R. Brou, J.L. Charvet, J. Colin, D. Cussol, R. Dayras, E. De Filippo, A. Demeyer, D. Doré, D. Durand, E. Ecomard, D. Gourio, D. Guinet, R. Laforest, P. Loutesse, J.L. Laville, L. Lebreton, J.F. Lecolley, A. Le Fevre, T. Lefort, R. Legrain, O. Lopez, M. Louvel, N. Marie, V. Métivier, L. Nalpas, A. Ouatzerga, J. Péter, E. Plagnol, A. Rahmani, T. Reposeur, E. Rosato, F. Saint-Laurent, M. Squalli, J.C. Steckmeyer, B. Tamain, E. Vient, C. Volant, and J.P. Wieleczko, *Phys. Lett.* **B388** (1996) 219; B. Borderie, D. Durand, F. Gulminelli, M. Parlog, M.F. Rivet, L. Tassan-Got, G. Auger, Ch.O. Bacri, J. Benlliure, E. Bisquer, R. Bougault, R. Brou, J.L. Charvet, A. Chibi, J. Colin, D. Cussol, R. Dayras, E. De Fil-

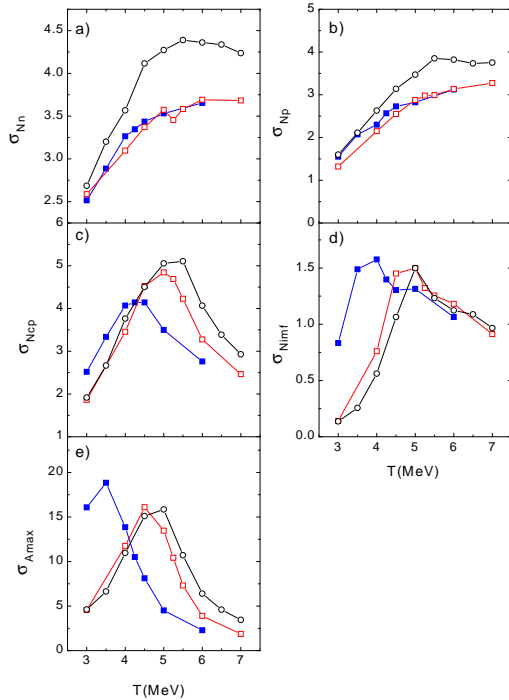


FIG. 8: Same as figure 4, but for the comparison between different calculations: I-LGM (open circles), I-CMD without Coulomb interaction (open squares) and I-CMD with Coulomb force (solid squares). The "freeze-out" density of system is $0.38\rho_0$.

- ippo, A. Demeyer, D. Doré, E. Ecomard, Ph. Eudes, D. Gourio, D. Guinet, R. Laforest, P. Lautesse, J.L. Laville, L. Lebreton, J.F. Lecolley, A. Le Fevre, T. Lefort, R. Legrain, O. Lopez, M. Louvel, N. Marie, V. Métivier, L. Nalpas, A. Ouatzerga, J. Péter, E. Plagnol, A. Rahmani, T. Reposeur, E. Rosato, F. Saint-Laurent, M. Squalli, J.C. Steckmeyer, B. Tamain, E. Vient, C. Volant, and J.P. Wieleczko, et al., *Phys. Lett.* **B388** (1996) 224.
- [5] D.H.E. Gross, *Rep. Prog. Phys.* **53** (1990) 605 and references therein.
- [6] J. Pochodzalla, T. Mohlenkamp, T. Rubehn, A. Schuttauf, A. Worner, E. Zude, M. Begemann-Blaich, Th. Blaich, H. Emling, A. Ferrero, C. Gross, G. Imee, I. Iori, G.J. Kunde, W.D. Kunze, V. Lindenstruth, U. Lynen, A. Moroni, W.F.J. Muller, B. Ocker, G. Raciti, H. Sann, C. Schwarz, W. Seidel, V. Serfling, J. Stroth, W. Trautmann, A. Trzcinski, A. Tucholski, G. Verde, and B. Zwieglinski, *Phys. Rev. Lett.* **75** (1995) 1040.
- [7] J.A. Hauger, G.J. Kunde, P.M. Milazzo, J.D. Diniu, M. Bruno, N. Colonna, M.L. Fiandri, C.K. Gelbke, T. Glasmacher, F. Gramegna, D.O. Handzy, W.C. Hsi, M.J. Huang, M.A. Lisa, W.G. Lynch, p.F. Mastinu, C.P.ontoya, A. Moroni, G.F. Peaslee, L. Phair, R. Rui, C. Schwarz, M.B. Tsang, G. Vannini, and C. Williams, *Phys. Rev. Lett.* **77** (1996) 235.
- [8] Y.G. Ma, A. Siwek, J. Péter, F. Gulminelli, R. Dayras, L. Nalpas, B. Tamain, E. Vient, G. Auger, Ch.O. Bacri, J. Benlliure, E. Bisquer, B. Borderie, R. Bougault, R. Brou, J.L. Charvet, A. Chibi, J. Colin, D. Cussol, E. De Filippo, A. Demeyer, D. Dore, D. Durand, E. Ecomard, Ph. Eudes, E. Gerlic, D. Gourio, D. Guinet, R. Laforest, P. Lautesse, J.L. Laville, L. Lebreton, J.F. Lecolley, A. Le Fevre, T. Lefort, R. Legrain, O. Lopez, M. Louvel, J. Lukasik, N. Marie, V. Metivier, A. Ouatzerga, M. Parlog, E. Plagnol, A. Rahman, T. Reposeur, M.F. Rivet, E. Rosato, F. Saint-Laurent, M. Squalli, J.C. Steckmeyer, M. Stern, L. Tassan-got, C. Volant, and J.P. Wieleczko, *Phys. Lett. B* **390** (1997) 41.
- [9] R. Wada, R. Tezkratt, K. Hagel, F. Haddad, A. Kolomiets, Y. Lou, J. Li, M. Shimooka, S. Shlomo, D. Utley, B. Xiao, N. Mdeiyayeh, J.B. Natowitz, Z. Majka, J. Cibor, T. Kozik, and Z. Sosin, *Phys. Rev. C* **55** (1997) 227.
- V. Serfling, C. Schwarz, R. Bassini, M. Begemann-Blaich, S. Fritz, S.J. Gaff, C. Gros, G. Imme, I. Iori, U. Kleinevob, G.J. Kunde, W.D. Kunze, U. Lynen, V. Maddalena, M. Mahi, T. Mohlenkamp, A. Moroni, W.F.J. Müller, C. Nociforo, B. Ocker, T. Odeh, F. Petruzzelli, J. Pochodzalla, G. Raciti, G. Riccobene, F.P. Romano, A. Saija, M. Schnittker, A. Schuttauf, W. Seidel, C. Sfi-enti, W. Trautmann, A. Trzcinski, G. Verde, A. Worner, Hongfei Xi, and B. Zwieglinski, *Phys. Rev. Lett.* **80** (1998) 3928;
- P.M. Milazzo, G. Vannini, M. Azzano, D. Fontana, G.V. Margagliotti, P.F. Mastinu, R. Rui, F. Tonetto, N. Colonna, A. Botvina, M. Bruno, M.D'Agostino, M.L. Fiandri, F. Gramegna, I. Iori, A. Moroni, J.D. Dinius, S. Gaff, C.K. Gelbke, T. Glasmacher, M.J. Huang, G.J. Kunde, W.G. Lynch, L. Martin, C.P. Montoya, and H. Xi, *Phys. Rev. C* **58** (1998) 953.
- [10] M.B. Tsang, W.G. Lynch, H. Xi, and W.A. Friedman, *Phys. Rev. Lett.* **78** (1997) 3836.
- [11] H. Xi, T. Odeh, R. Bassini, M. Begemann-Blaich, A.S. Botvina, S. Fritz, S.J. Gaff, C. Gros, G. Imme, I. Iori, U. Kleinevos, G.J. Kunde, W.D. Kunze, U. Lynen, V. Maddalena, M. Mahi, T. Mohlenkamp, A. Moroni, W.F.J. Muller, C. Nociforo, B. Ocker, F. Petruzzelli, J. Pochodzalla, G. Raciti, G. Riccobene, F.P. Romano, Th. Rubehn, A. Saija, M. Schnittker, A. Schuttauf, C. Schwarz, W. Seidel, V. Serfling, C. Sfi-enti, W. Trautmann, A. Trzcinski, G. Verde, A. Worner, B. Zwieglinski, *Z. Phys. A* **359** (1997) 397.
- [12] J.P. Bondorf, A.S. Botvina and I.N. Mishustin, *Phys. Rev. C* **58** (1998) R27;
- F. Gullmemille and D. Durand, *Nucl. Phys.* **A615** (1997) 117.
- [13] M.L. Gilkes, S. Albergo, F. Bieser, F.P. Brady, Z. Caccia, D.A. Cebra, A.D. Chacon, J.L. Chance, Y. Choi, S. Costa, J.B. Elliott, J.A. Hauger, A.S. Hirsh, E.L. Hjort, A. Insolia, M. Justice, D. Keane, J.C. Kintner, V. Lindenstruth, M.A. Lisa, U. Lynen, H.S. Matis, M. McMahan, C. McParland, W.F.J. Müller, D.L. Olson, M.D. Partlan, N.T. Porile, R. Potenza, G. Rai, J. Rasmussen, H.G. Ritter, J. Romanski, J.L. Romero, G.V. Russo, H. Sann, R. scharenberg, A. Scott, Y. Shao, B.K. Srivastava, T.J.M. Symons, M. Tincknell, C. Tuvé, S. Wang, P. Warren, H.H. Wieman, and K. wolf, *Phys. Rev. Lett.* **73** (1994) 1590;
- J.B. Elliot, S. Albergo, F. Bieser, F.P. Brady, Z. Caccia, D.A. Cebra, A.D. Chacon, J.L. Chance, Y. Choi, S. Costa, M.L. Gilkes, J.A. Hauger, A.S. Hirsh, E.L. Hjort,

- A. Insolia, M. Justice, D. Keane, J.C. Kintner, V. Lindenstruth, M.A. Lisa, U. Lynen, H.S. Matis, M. McMahan, C. McParland, W.F.J. Müller, D.L. Olson, M.D. Partlan, N.T. Porile, R. Potenza, G. Rai, J. Rasmussen, H.G. Ritter, J. Romanski, J.L. Romero, G.V. Russo, H. Sann, R. Scharenberg, A. Scott, Y. Shao, B.K. Srivastava, T.J.M. Symons, M. Tincknell, C. Tuvé, S. Wang, P. Warren, H.H. Wieman, and K. Wolf, Phys. Lett. **B381** (1996) 35.
- [14] X. Campi, Phys. Lett. **208** (1988) 351.
- [15] W. Bauer, Phys. Rev. **C38** (1988) 1297.
- [16] J.P. Bondorf et al., Phys. Rep. **257** (1995) 133 and references therein;
G. Fai and J. Randrup, Nucl. Phys. **A381** (1982) 557;
B.H. Sa and D.H.E. Gross, nucl. Phys. **A437** (1985) 643.
- [17] C.N. Yang and T.D. Lee, Phys. Rev. **87** (1952) 410.
- [18] J. Pan and S. Das Gupta, Phys. Lett. **B344** (1995) 29;
J. Pan and S. Das Gupta, Phys. Rev. **C51** (1995) 1384.
- [19] J. Pan and S. Das Gupta, Phys. Rev. **C 53** (1993) 1319.
- [20] X. Campi and H. Krivine, Nucl. Phys. **A620** (1997) 46.
- [21] J.M. Carmona, J. Richert and A. Tarancon, Nucl. Phys. **A 643** (1998) 115.
- [22] S. Das Gupta, J. Pan, I. Kvasnikova, and C. Gale, Nucl. Phys. **A 621** (1997) 897;
J. Pan, S. Das Gupta and M. Grant, Phys. Rev. Lett. **80** (1998) 1182.
- [23] S. Ray, J. Shamanna and T.T.S. Kuo, Phys. Lett. **B392** (1997) 7.
- [24] T.S. Biro, J. Knoll, and J. Richert, Nucl. Phys. **A459** (1986) 692.
- [25] S.K. Samaddar and J. Richert, Phys. Lett. **B218** (1989) 381;
S.K. Samaddar and J. Richert, Z. Phys. **A332** (1989) 443.
- [26] W.F.J. Müller, Phys. Rev. **C56** (1997) 2873.
- [27] F. Gulminelli and Ph. Chomaz, Phys. Rev. Lett. **82** (1999) 1402;
Ph. Chomaz and F. Gulminelli, Phys. Lett. **B447** (1999) 211.
- [28] Y.G. Ma, Q.M. Su, W.Q. Shen, D.D. Han, J.S. Wang, X.Z. Cai, D.Q. Fang, and H.Y. Zhang, Phys. Rev. **C60** (1999) 024607.
- [29] M.E. Fisher, Physics (N.Y.) **3** (1967) 255;
M.E. Fisher, Rep. Prog. Phys. **30** (1967) 615.
- [30] T. Li, W. Bauer, D. Craig, M. Cronqvist, E. Gualtieri, S. Hannuschke, R. Lacey, W.J. Llope, T. Reposeur, A.M. Vaner Molen, G.D. Westfall, W.K. Wilson, J.S. Winfield, J. Yee, S.J. Yennello, A. Nadasen, R.S. Tickle, and E. Norbeck, Phys. Rev. Lett. **70** (1993) 1924.
- [31] Y.G. Ma, Phys. Rev. Lett. **83** (1999) 3617.
- [32] M. Metropolis, A.W. Rosenbluth, M.N. Rosenbluth, A.H. Teller, and E. Teller, J. Chem. Phys. **21** (1953) 1087.
- [33] C.S. Shida and V.B. Henriques, cond-mat/9703198.
- [34] K. Kawasaki, in Phase Transition and Critical Phenomena, Vol. 2 ed C. Domb and M.S. Green (Academic Press, Newyork, 1972).
- [35] A. Coniglio and E. Klein, J. Phys. **A13** (1980) 2775.
- [36] L. Beaulieu, D.R. Bowman, D. Fox, S. Das Gupta, J. Pan, G.C. Ball, B. Djerroud, D. Dofé, A. Galindo-Uribarri, D. Guinet, E. Hagberg, D. Horn, R. Laforest, y. Lacochele, P. Lautesse, M. Samri, R. Roy, and C. St-Pierre, Phys. Rev. **C 54** (1996) R973.
- [37] M. D' Agostino, A.S. Botvina, P.M. Milazzo, M. Bruno, G.J.unde, D.R. Bowman, L. Celano, N. Colonna, J.D. Dinius, A. Ferrero, M.L. Fiandri, C.K. Gelbke, T. Glasmacher, F. Gramegan, D.O. Handzy, D. Horn, W.C. Hsi, M.J. Juang, I. Iori, M.A. Lisa, W.G. Lynch, L. Manduci, G.V. Margagliotti, P.F. Mastinu, I.N. Mishustin, C.P. Montoya, A. Moroni, G.F. Peaslee, F. Petruzzelli, L. Phair, R. Rui, C. Schwarz, M.B. Tsang, G. Vannini, and C. Williams, Phys. Lett. **B 371** (1996) 175.
- [38] C.A. Ogilvie, J.C. Adloff, M. Begemann-Blaich, H. Hubele, G. Imme, I. Iori, P. Kreutz, G.J. Kunde, S. Leray, V. Lindenstruth, Z. Liu, U. Lynen, R. J. Meijer, U. Milkau, W.F.J. Müller, C. Ngo, J. Pochodzalla, G. Raciti, G. Rudolf, H. Sann, A. Schuttauf, W. Seidel, L. Stuttge, W. Trautmann, and A. Tucholski, Phys. Rev. Lett. **67** (1991) 1214.
- [39] M.B. Tsang, W.C. Hsi, W.G. Lynch, D.R. Bowman, C.K. Gelbke, M.A. Lisa, and G.F. Peaslee, Phys. Rev. Lett. **71** (1993) 1502.
- [40] Y.G. Ma and W.Q. Shen, Phys. Rev. **C51** (1995) 710.
- [41] K.C. Chase and A.Z. Mekjian, Phys. Lett. **B379** (1996) 50.
- [42] Y.G. Ma, Q.M. Su, W.Q. Shen, J.S. Wang, X.Z. Cai, D.Q. Fang, H.Y. Zhang, and D.D. Han, Euro. Phys. J. **A 4** (1999) 217.