

Measurement of neutral pions in $\sqrt{s_{NN}} = 200$ GeV and 62.4 GeV Au+Au collisions at RHIC-PHENIX

Tadaaki Isobe^{1,a} (for the PHENIX Collaboration)

¹ University of Tokyo,
Tokyo, Japan

Received 1 January 2005

Abstract. Neutral pions (π^0) in $\sqrt{s_{NN}} = 200$ GeV and 62.4 GeV Au+Au collisions were measured at RHIC-PHENIX Year-4 Run. In $\sqrt{s_{NN}} = 200$ GeV, π^0 spectra are measured up to $p_T = 20$ GeV/ c . A strong suppression by a factor of ~ 5 is observed and stays almost constant up to 20 GeV/ c .

Keywords: Jet quenching, neutral pion, Relativistic heavy ion collisions
PACS: 25.75.-q

1. Introduction

One of the most intriguing observations at RHIC is that the yield of π^0 at high transverse momentum (p_T) in central $\sqrt{s_{NN}} = 200$ GeV Au+Au collisions compared to the yield in p+p collisions scaled by the number of underlying nucleon-nucleon collisions in Au+Au is suppressed [1, 2]. The observed suppression is interpreted as a consequence of jet-quenching effects, that is, hard-scattered partons produced in the initial stage lose a large fraction of their kinetic energy while traversing the hot and dense matter.

There are models that provide quantitative predictions of the suppression. Each model involves various effects in a dense matter: Cronin and nuclear shadowing as initial state effect, or energy loss through gluon radiation as final state effect. In order to reveal the parton energy loss mechanism in the dense matter, it is important to measure π^0 systematically in different energy systems and p_T regions.

2. π^0 measurement at PHENIX Year-4 Run

At RHIC Year-4 run, PHENIX recorded the integrated luminosity of 0.24 nb⁻¹ in $\sqrt{s_{NN}}=200$ GeV Au+Au collisions and 9.1 μ b⁻¹ in $\sqrt{s_{NN}}=62.4$ GeV Au+Au

collisions, which allow us to extend the measurement of π^0 to much higher p_T , and to measure π^0 at an intermediate CMS energy.

π^0 is measured with the PHENIX electromagnetic calorimeter (EMCal) [3] via two-photon decay mode. EMCal is used to measure position and energy of photons.

2.1. Result on $\sqrt{s_{NN}} = 200$ GeV Au+Au collisions

Figure 1 shows the preliminary data of fully corrected π^0 invariant yield as a function of p_T for each centrality in Au+Au at $\sqrt{s_{NN}} = 200$ GeV collisions. The large amount of data taken in RHIC Run4 has made it possible to extend p_T region up to 20 GeV/ c for the central collisions.

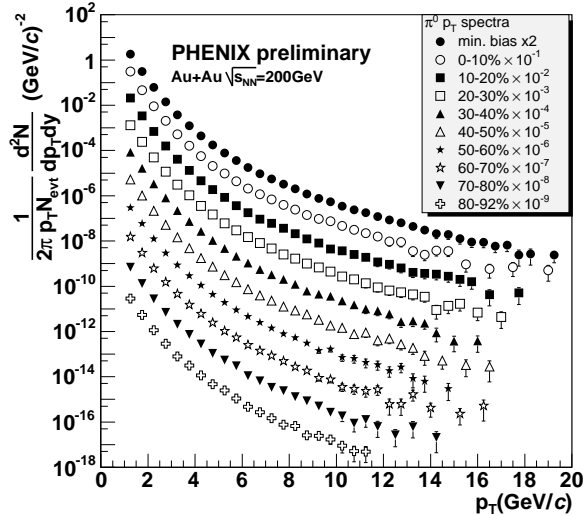


Fig. 1. Invariant π^0 yields at $y=0$ versus p_T for minimum bias and 9 centralities in Au+Au at $\sqrt{s_{NN}} = 200$ GeV

From fully corrected p_T spectra, the nuclear modification factor (R_{AA} , see Appendix) as a function of p_T is obtained. PHENIX Run3 π^0 data is used as p+p reference for binary scaling [4]. Figure 2 shows the R_{AA} for most central events (0-5%) and peripheral events (80-92%). The suppression is very strong, and it is almost constant at $R_{AA} \sim 0.2$ up to very high p_T .

2.2. Result on $\sqrt{s_{NN}} = 62.4$ GeV Au+Au collisions

π^0 invariant yield at $\sqrt{s_{NN}} = 62.4$ GeV is measured up to ~ 7 GeV/ c . For comparing with binary scaled p+p results, the CERN-ISR experimental results of π^0 cross section in p+p collisions are used mainly, and details are described in [5]. There is discrepancy among each one of the CERN-ISR measurements, and point-to-point systematic error is assigned as 25 % for it.

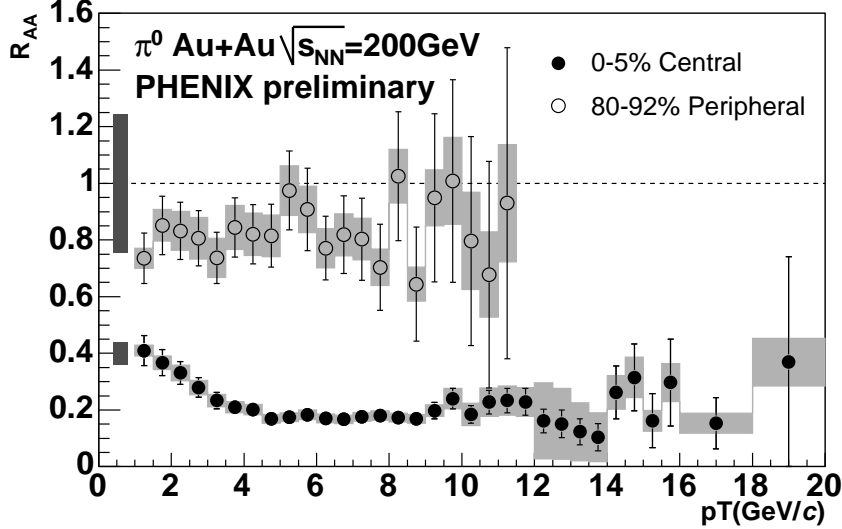


Fig. 2. π^0 R_{AA} as a function of p_T for central (0-5%) and peripheral (80-92%) collisions. In addition to the statistical and p_T -uncorrelated errors, point-to-point varying systematic errors are shown on the data points as boxes. And an overall systematic error of T_{AA} normalization is shown at 1 and 0.4 for each centrality.

Figure 3 shows the π^0 R_{AA} for central events of $\sqrt{s_{NN}} = 200$ GeV and 62.4 GeV Au+Au collisions compared with SPS $\sqrt{s_{NN}} = 17$ GeV Pb+Pb R_{AA} [6, 7], and theoretical prediction which employs the GLV model [9, 8]. The GLV model describes the strong suppression well and it indicates existence of bulk matter where dN^g/dy is more than 1100 in Au+Au collisions at $\sqrt{s_{NN}} = 200$ GeV.

3. Conclusions

π^0 is measured in $\sqrt{s_{NN}} = 200$ GeV and 62.4 GeV Au+Au collisions. The p_T region of π^0 spectra are extended up to 20 GeV/c in $\sqrt{s_{NN}} = 200$ GeV. A strong suppression by a factor of ~ 5 is observed and stays almost constant up to 20 GeV/c.

Appendix

The degree of nuclear effect is quantified by the nuclear modification factor (R_{AA}), defined by the following equation:

$$R_{AA}(p_T) = \frac{d^2 N^{AA}/dp_T d\eta}{T_{AA}(b)d^2 \sigma^{NN}/dp_T d\eta}, \quad (1)$$

where the numerator is invariant π^0 yield in unit rapidity and the denominator is the expected yield from p+p collisions scaled by the number of binary

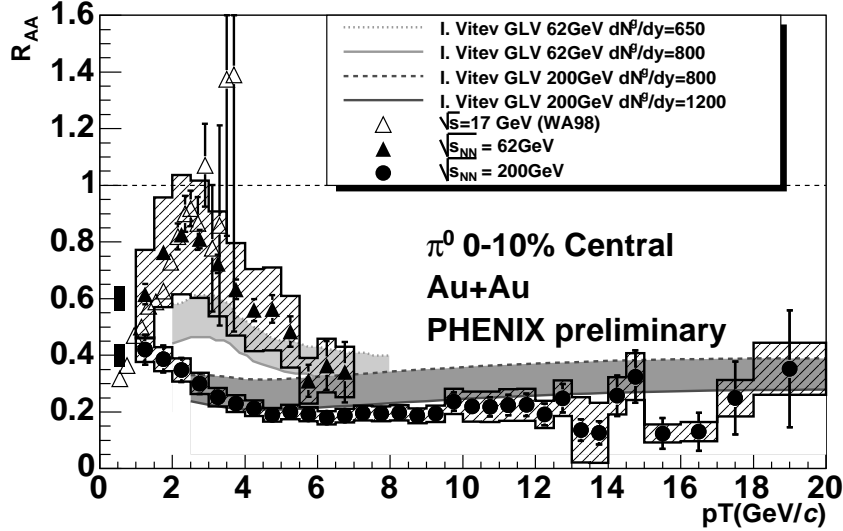


Fig. 3. Comparison of π^0 R_{AA} PHENIX results with prediction of R_{AA} using the GLV model in $\sqrt{s_{NN}} = 62.4$ GeV and 200 GeV Au+Au collisions. The 25% systematic error due to the uncertainty of p+p reference is included in the point-to-point systematic error for the 62.4 GeV data points. nucleon-nucleon collisions ($T_{AA}(b) = N_{coll}(b)/\sigma_{NN}$) in Au+Au. If a reaction is hard scattering with no nuclear effect, the nuclear modification factor is unity.

Notes

- a.* Address: Graduate School of Science, University of Tokyo,
7-3-1 Hongo, Bunkyo-ku, Tokyo 113-0033, Japan
E-mail: isobe@cns.s.u-tokyo.ac.jp

References

1. S.S Adler *et al.* [PHENIX Collaboration], Phys. Rev. Lett. **91** (2003) 072301.
2. S.S Adler *et al.* [PHENIX Collaboration], Phys. Rev. Lett. **91** (2003) 072303.
3. L. Aphecetche *et al.*, Nucl. Instr. and Meth. **A499** (2003) 521.
4. S.S Adler *et al.* [PHENIX Collaboration], to be published.
5. D. d'Enterria, nucl-ex/0411049.
6. M. M. Aggarwal *et al.* [WA98 Collaboration], Eur. Phys. J. C **23** (2002) 225.
7. D. d'Enterria, Phys. Lett. B **596** (2004) 32.
8. I. Vitev *et al.*, Phys. Rev. Lett. **89** (2002) 252301.
9. I. Vitev, Phys. Lett. **B606** (2005) 303.