

Nuclear Modification of Electron Spectra and Implications for Heavy Quark Energy Loss in Au+Au Collisions at $\sqrt{s_{NN}} = 200$ GeV

S.S. Adler,⁵ S. Afanasiev,¹⁷ C. Aidala,⁵ N.N. Ajitanand,⁴³ Y. Akiba,^{20,38} J. Alexander,⁴³ R. Amirkas,¹² L. Aphecetche,⁴⁵ S.H. Aronson,⁵ R. Auerbeck,⁴⁴ T.C. Awes,³⁵ R. Azmoun,⁴⁴ V. Babintsev,¹⁵ A. Baldisseri,¹⁰ K.N. Barish,⁶ P.D. Barnes,²⁷ B. Bassalleck,³³ S. Bathe,³⁰ S. Batsouli,⁹ V. Baublis,³⁷ A. Bazilevsky,^{39,15} S. Belikov,^{16,15} Y. Berdnikov,⁴⁰ S. Bhagavatula,¹⁶ J.G. Boissevain,²⁷ H. Borel,¹⁰ S. Borenstein,²⁵ M.L. Brooks,²⁷ D.S. Brown,³⁴ N. Bruner,³³ D. Bucher,³⁰ H. Buesching,³⁰ V. Bumazhnov,¹⁵ G. Bunce,^{5,39} J.M. Burward-Hoy,^{26,44} S. Butsyk,⁴⁴ X. Camard,⁴⁵ J.-S. Chai,¹⁸ P. Chand,⁴ W.C. Chang,² S. Chernichenko,¹⁵ C.Y. Chi,⁹ J. Chiba,²⁰ M. Chiu,⁹ I.J. Choi,⁵² J. Choi,¹⁹ R.K. Choudhury,⁴ T. Chujo,⁵ V. Cianciolo,³⁵ Y. Cobigo,¹⁰ B.A. Cole,⁹ P. Constantin,¹⁶ D. d'Enterria,⁴⁵ G. David,⁵ H. Delagrangé,⁴⁵ A. Denisov,¹⁵ A. Deshpande,³⁹ E.J. Desmond,⁵ A. Devismes,⁴⁴ O. Dietzsch,⁴¹ O. Drapier,²⁵ A. Drees,⁴⁴ R. du Rietz,²⁹ A. Durum,¹⁵ D. Dutta,⁴ Y.V. Efremenko,³⁵ J. Egdemir,⁴⁴ K. El Chenawi,⁴⁹ A. Enokizono,¹⁴ H. En'yo,^{38,39} S. Esumi,⁴⁸ L. Ewell,⁵ D.E. Fields,^{33,39} F. Fleuret,²⁵ S.L. Fokin,²³ B.D. Fox,³⁹ Z. Fraenkel,⁵¹ J.E. Frantz,⁹ A. Franz,⁵ A.D. Frawley,¹² S.-Y. Fung,⁶ S. Garpman,^{29,*} T.K. Ghosh,⁴⁹ A. Glenn,⁴⁶ G. Gogiberidze,⁴⁶ M. Gonin,²⁵ J. Gosset,¹⁰ Y. Goto,³⁹ R. Granier de Cassagnac,²⁵ N. Grau,¹⁶ S.V. Greene,⁴⁹ M. Grosse Perdekamp,³⁹ W. Guryn,⁵ H.-Å. Gustafsson,²⁹ T. Hachiya,¹⁴ J.S. Haggerty,⁵ H. Hamagaki,⁸ A.G. Hansen,²⁷ E.P. Hartouni,²⁶ M. Harvey,⁵ R. Hayano,⁸ N. Hayashi,³⁸ X. He,¹³ M. Heffner,²⁶ T.K. Hemmick,⁴⁴ J.M. Heuser,⁴⁴ M. Hibino,⁵⁰ J.C. Hill,¹⁶ W. Holzmann,⁴³ K. Homma,¹⁴ B. Hong,²² A. Hoover,³⁴ T. Ichihara,^{38,39} V.V. Ikonnikov,²³ K. Imai,^{24,38} D. Isenhower,¹ M. Ishihara,³⁸ M. Issah,⁴³ A. Isupov,¹⁷ B.V. Jacak,⁴⁴ W.Y. Jang,²² Y. Jeong,¹⁹ J. Jia,⁴⁴ O. Jinnouchi,³⁸ B.M. Johnson,⁵ S.C. Johnson,²⁶ K.S. Joo,³¹ D. Jouan,³⁶ S. Kametani,^{8,50} N. Kamihara,^{47,38} J.H. Kang,⁵² S.S. Kapoor,⁴ K. Katou,⁵⁰ S. Kelly,⁹ B. Khachaturov,⁵¹ A. Khanzadeev,³⁷ J. Kikuchi,⁵⁰ D.H. Kim,³¹ D.J. Kim,⁵² D.W. Kim,¹⁹ E. Kim,⁴² G.-B. Kim,²⁵ H.J. Kim,⁵² E. Kistenev,⁵ A. Kiyomichi,⁴⁸ K. Kiyoyama,³² C. Klein-Boesing,³⁰ H. Kobayashi,^{38,39} L. Kochenda,³⁷ V. Kochetkov,¹⁵ D. Koehler,³³ T. Kohama,¹⁴ M. Kopytine,⁴⁴ D. Kotchetkov,⁶ A. Kozlov,⁵¹ P.J. Kroon,⁵ C.H. Kuberg,^{1,27,*} K. Kurita,³⁹ Y. Kuroki,⁴⁸ M.J. Kweon,²² Y. Kwon,⁵² G.S. Kyle,³⁴ R. Lacey,⁴³ V. Ladygin,¹⁷ J.G. Lajoie,¹⁶ A. Lebedev,^{16,23} S. Leckey,⁴⁴ D.M. Lee,²⁷ S. Lee,¹⁹ M.J. Leitch,²⁷ X.H. Li,⁶ H. Lim,⁴² A. Litvinenko,¹⁷ M.X. Liu,²⁷ Y. Liu,³⁶ C.F. Maguire,⁴⁹ Y.I. Makdisi,⁵ A. Malakhov,¹⁷ V.I. Manko,²³ Y. Mao,^{7,38} G. Martinez,⁴⁵ M.D. Marx,⁴⁴ H. Masui,⁴⁸ F. Matathias,⁴⁴ T. Matsumoto,^{8,50} P.L. McGaughey,²⁷ E. Melnikov,¹⁵ F. Messer,⁴⁴ Y. Miake,⁴⁸ J. Milan,⁴³ T.E. Miller,⁴⁹ A. Milov,^{44,51} S. Mioduszewski,⁵ R.E. Mischke,²⁷ G.C. Mishra,¹³ J.T. Mitchell,⁵ A.K. Mohanty,⁴ D.P. Morrison,⁵ J.M. Moss,²⁷ F. Mühlbacher,⁴⁴ D. Mukhopadhyay,⁵¹ M. Muniruzzaman,⁶ J. Murata,^{38,39} S. Nagamiya,²⁰ J.L. Nagle,⁹ T. Nakamura,¹⁴ B.K. Nandi,⁶ M. Nara,⁴⁸ J. Newby,⁴⁶ P. Nilsson,²⁹ A.S. Nyanin,²³ J. Nystrand,²⁹ E. O'Brien,⁵ C.A. Ogilvie,¹⁶ H. Ohnishi,^{5,38} I.D. Ojha,^{49,3} K. Okada,³⁸ M. Ono,⁴⁸ V. Onuchin,¹⁵ A. Oskarsson,²⁹ I. Otterlund,²⁹ K. Oyama,⁸ K. Ozawa,⁸ D. Pal,⁵¹ A.P.T. Palounek,²⁷ V. Pantuev,⁴⁴ V. Papavassiliou,³⁴ J. Park,⁴² A. Parmar,³³ S.F. Pate,³⁴ T. Peitzmann,³⁰ J.-C. Peng,²⁷ V. Peresedov,¹⁷ C. Pinkenburg,⁵ R.P. Pisani,⁵ F. Plasil,³⁵ M.L. Purschke,⁵ A.K. Purwar,⁴⁴ J. Rak,¹⁶ I. Ravinovich,⁵¹ K.F. Read,^{35,46} M. Reuter,⁴⁴ K. Reygers,³⁰ V. Riabov,^{37,40} Y. Riabov,³⁷ G. Roche,²⁸ A. Romana,²⁵ M. Rosati,¹⁶ P. Rosnet,²⁸ S.S. Ryu,⁵² M.E. Sadler,¹ N. Saito,^{38,39} T. Sakaguchi,^{8,50} M. Sakai,³² S. Sakai,⁴⁸ V. Samsonov,³⁷ L. Sanfratello,³³ R. Santo,³⁰ H.D. Sato,^{24,38} S. Sato,^{5,48} S. Sawada,²⁰ Y. Schutz,⁴⁵ V. Semenov,¹⁵ R. Seto,⁶ M.R. Shaw,^{1,27} T.K. Shea,⁵ T.-A. Shibata,^{47,38} K. Shigaki,^{14,20} T. Shiina,²⁷ C.L. Silva,⁴¹ D. Silvermyr,^{27,29} K.S. Sim,²² C.P. Singh,³ V. Singh,³ M. Sivertz,⁵ A. Soldatov,¹⁵ R.A. Soltz,²⁶ W.E. Sondheim,²⁷ S.P. Sorensen,⁴⁶ I.V. Sourikova,⁵ F. Staley,¹⁰ P.W. Stankus,³⁵ E. Stenlund,²⁹ M. Stepanov,³⁴ A. Ster,²¹ S.P. Stoll,⁵ T. Sugitate,¹⁴ J.P. Sullivan,²⁷ E.M. Takagui,⁴¹ A. Taketani,^{38,39} M. Tamai,⁵⁰ K.H. Tanaka,²⁰ Y. Tanaka,³² K. Tanida,³⁸ M.J. Tannenbaum,⁵ P. Tarján,¹¹ J.D. Tepe,^{1,27} T.L. Thomas,³³ J. Tojo,^{24,38} H. Torii,^{24,38} R.S. Towell,¹ I. Tseruya,⁵¹ H. Tsuruoka,⁴⁸ S.K. Tuli,³ H. Tydesjö,²⁹ N. Tyurin,¹⁵ H.W. van Hecke,²⁷ J. Velkovska,^{5,44} M. Velkovsky,⁴⁴ V. Veszprémi,¹¹ L. Villatte,⁴⁶ A.A. Vinogradov,²³ M.A. Volkov,²³ E. Vznuzdaev,³⁷ X.R. Wang,¹³ Y. Watanabe,^{38,39} S.N. White,⁵ F.K. Wohn,¹⁶ C.L. Woody,⁵ W. Xie,⁶ Y. Yang,⁷ A. Yanovich,¹⁵ S. Yokkaichi,^{38,39} G.R. Young,³⁵ I.E. Yushmanov,²³ W.A. Zajc,^{9,†} C. Zhang,⁹ S. Zhou,⁷ S.J. Zhou,⁵¹ and L. Zolin¹⁷

(PHENIX Collaboration)

¹Abilene Christian University, Abilene, TX 79699, U.S.

²Institute of Physics, Academia Sinica, Taipei 11529, Taiwan

³Department of Physics, Banaras Hindu University, Varanasi 221005, India

⁴Bhabha Atomic Research Centre, Bombay 400 085, India

- ⁵Brookhaven National Laboratory, Upton, NY 11973-5000, U.S.
⁶University of California - Riverside, Riverside, CA 92521, U.S.
⁷China Institute of Atomic Energy (CIAE), Beijing, People's Republic of China
⁸Center for Nuclear Study, Graduate School of Science, University of Tokyo, 7-3-1 Hongo, Bunkyo, Tokyo 113-0033, Japan
⁹Columbia University, New York, NY 10027 and Nevis Laboratories, Irvington, NY 10533, U.S.
¹⁰Dapnia, CEA Saclay, F-91191, Gif-sur-Yvette, France
¹¹Debrecen University, H-4010 Debrecen, Egyetem tér 1, Hungary
¹²Florida State University, Tallahassee, FL 32306, U.S.
¹³Georgia State University, Atlanta, GA 30303, U.S.
¹⁴Hiroshima University, Kagamiyama, Higashi-Hiroshima 739-8526, Japan
¹⁵IHEP Protvino, State Research Center of Russian Federation, Institute for High Energy Physics, Protvino, 142281, Russia
¹⁶Iowa State University, Ames, IA 50011, U.S.
¹⁷Joint Institute for Nuclear Research, 141980 Dubna, Moscow Region, Russia
¹⁸KAERI, Cyclotron Application Laboratory, Seoul, South Korea
¹⁹Kangnung National University, Kangnung 210-702, South Korea
²⁰KEK, High Energy Accelerator Research Organization, Tsukuba, Ibaraki 305-0801, Japan
²¹KFKI Research Institute for Particle and Nuclear Physics of the Hungarian Academy of Sciences (MTA KFKI RMKI), H-1525 Budapest 114, POBox 49, Budapest, Hungary
²²Korea University, Seoul, 136-701, Korea
²³Russian Research Center "Kurchatov Institute", Moscow, Russia
²⁴Kyoto University, Kyoto 606-8502, Japan
²⁵Laboratoire Leprince-Ringuet, Ecole Polytechnique, CNRS-IN2P3, Route de Saclay, F-91128, Palaiseau, France
²⁶Lawrence Livermore National Laboratory, Livermore, CA 94550, U.S.
²⁷Los Alamos National Laboratory, Los Alamos, NM 87545, U.S.
²⁸LPC, Université Blaise Pascal, CNRS-IN2P3, Clermont-Fd, 63177 Aubiere Cedex, France
²⁹Department of Physics, Lund University, Box 118, SE-221 00 Lund, Sweden
³⁰Institut für Kernphysik, University of Muenster, D-48149 Muenster, Germany
³¹Myongji University, Yongin, Kyonggido 449-728, Korea
³²Nagasaki Institute of Applied Science, Nagasaki-shi, Nagasaki 851-0193, Japan
³³University of New Mexico, Albuquerque, NM 87131, U.S.
³⁴New Mexico State University, Las Cruces, NM 88003, U.S.
³⁵Oak Ridge National Laboratory, Oak Ridge, TN 37831, U.S.
³⁶IPN-Orsay, Université Paris Sud, CNRS-IN2P3, BP1, F-91406, Orsay, France
³⁷PNPI, Petersburg Nuclear Physics Institute, Gatchina, Leningrad region, 188300, Russia
³⁸RIKEN, The Institute of Physical and Chemical Research, Wako, Saitama 351-0198, Japan
³⁹RIKEN BNL Research Center, Brookhaven National Laboratory, Upton, NY 11973-5000, U.S.
⁴⁰Saint Petersburg State Polytechnic University, St. Petersburg, Russia
⁴¹Universidade de São Paulo, Instituto de Física, Caixa Postal 66318, São Paulo CEP05315-970, Brazil
⁴²System Electronics Laboratory, Seoul National University, Seoul, South Korea
⁴³Chemistry Department, Stony Brook University, SUNY, Stony Brook, NY 11794-3400, U.S.
⁴⁴Department of Physics and Astronomy, Stony Brook University, SUNY, Stony Brook, NY 11794, U.S.
⁴⁵SUBATECH (Ecole des Mines de Nantes, CNRS-IN2P3, Université de Nantes) BP 20722 - 44307, Nantes, France
⁴⁶University of Tennessee, Knoxville, TN 37996, U.S.
⁴⁷Department of Physics, Tokyo Institute of Technology, Oh-okayama, Meguro, Tokyo, 152-8551, Japan
⁴⁸Institute of Physics, University of Tsukuba, Tsukuba, Ibaraki 305, Japan
⁴⁹Vanderbilt University, Nashville, TN 37235, U.S.
⁵⁰Waseda University, Advanced Research Institute for Science and Engineering, 17 Kikui-cho, Shinjuku-ku, Tokyo 162-0044, Japan
⁵¹Weizmann Institute, Rehovot 76100, Israel
⁵²Yonsei University, IPAP, Seoul 120-749, Korea

(Dated: November 3, 2018)

The PHENIX experiment has measured mid-rapidity transverse momentum spectra ($0.4 < p_T < 5.0$ GeV/c) of electrons as a function of centrality in Au+Au collisions at $\sqrt{s_{NN}} = 200$ GeV. Contributions from photon conversions and from light hadron decays, mainly Dalitz decays of π^0 and η mesons, were removed. The resulting non-photonic electron spectra are primarily due to the semi-leptonic decays of hadrons carrying heavy quarks. Nuclear modification factors were determined by comparison to non-photonic electrons in p+p collisions. A significant suppression of electrons at high p_T is observed in central Au+Au collisions, indicating substantial energy loss of heavy quarks.

PACS numbers: 25.75.Dw

It is well established that neutral pions and charged hadrons are strongly suppressed at high transverse mo-

mentum (p_T) in high energy Au+Au collisions [1, 2, 3, 4, 5]. The suppression, which is absent in d+Au collisions, implies that hard scattered partons traversing the medium created in Au+Au collisions experience considerable energy loss. Although high p_T suppression is expected for charm quarks as well, their interaction with the medium has been predicted to be smaller than for light quarks, *i.e.* they should lose a lower fraction of their energy, as their large mass decreases the phase space available for gluon radiation, which is known as the "dead cone" effect [6]. If the medium is indeed less opaque to charm quarks they will also participate less in the collective expansion of the medium, leading to a smaller elliptic flow strength v_2 [7] for particles carrying charm quarks compared to those solely composed of light quarks. Such medium effects should be even less pronounced for bottom than for charm quarks.

The interaction of heavy quarks with the medium can be studied experimentally through systematic measurements of the p_T spectra of open heavy flavor, *i.e.* hadrons composed of a heavy and a light quark. While the full reconstruction of D meson decays at the Relativistic Heavy Ion Collider (RHIC) is reported for d+Au collisions [8], indirect measurements of open heavy flavor via semi-leptonic decays are available for p+p and d+Au collisions at $\sqrt{s_{NN}} = 200$ GeV [8, 9, 10] as well as for Au+Au collisions at 130 and 200 GeV [11, 12]. In p+p collisions, the extracted electron p_T spectrum from heavy flavor decays is in reasonable agreement with perturbative quantum chromodynamics (pQCD) calculations in next-to-leading order. However, the data leave room for contributions from further production mechanisms in which the heavy quarks are not created in the initial hard parton scattering, *e.g.* via jet fragmentation [9]. In d+Au collisions, no indications for strong cold nuclear matter effects were found [8, 10]. For Au+Au collisions of different centrality, the total electron yield from heavy flavor decays was observed to scale with the nuclear overlap integral $\langle T_{AA} \rangle$ as expected for point-like pQCD processes [12]. However, these electrons show an azimuthal anisotropy with respect to the reaction plane [13], consistent with the notion of charm quark flow in Au+Au collisions. It has been pointed out that if the charm quarks flow along with the bulk of the medium, this is evidence for thermalization of charm. In this situation, the medium modifications of the charm spectrum should be substantial [14].

In this Letter, we report on the p_T spectra of non-photonic electrons, $(e^+ + e^-)/2$, measured at mid-rapidity ($|\eta| < 0.35$) up to $p_T = 5$ GeV/ c by the PHENIX experiment in Au+Au collisions at $\sqrt{s_{NN}} = 200$ GeV. The photonic electron background was removed by a *cocktail* subtraction, in contrast to the *converter* subtraction used in [12], where a subset of the current data sample was analyzed. The converter method is better suited for a determination of the total yield of heavy flavor electrons, while the cocktail subtraction used here provides

a precision measurement of the spectral shape. The nuclear modification is then determined by comparing the spectra to those in p+p collisions [9].

The data used in this analysis were collected by the PHENIX detector [15] during the 2001 run of RHIC. A coincidence of the beam-beam counters (BBC) and the zero degree calorimeters (ZDC) provided the minimum bias trigger ($92.2^{+2.5}_{-3.0}$ % of the Au+Au inelastic cross section). The centrality was determined by the correlation between the multiplicity measured by the BBC and the energy of spectator neutrons measured by the ZDC. After restricting the vertex range to $|z| < 20$ cm to eliminate background originating from the central magnet, a data sample of 25×10^6 minimum bias events was analyzed.

For the electron analysis, charged particle tracks were reconstructed with the drift chamber and the first layer of pad chambers of the PHENIX east-arm spectrometer ($|\eta| < 0.35$, $\Delta\phi = \pi/2$), as discussed in detail elsewhere [12]. Tracks were confirmed by matching hits in the electromagnetic calorimeter (EMC) within 2σ in position. Electron candidates had at least three associated hits in the ring imaging Čerenkov detector (RICH). After an additional cut on the correlation between the momentum p and the energy E deposited in the EMC ($-2\sigma < (E-p)/p < 3\sigma$), the only background remaining in the electron sample was due to accidental coincidences between RICH hits and hadron tracks. This background was estimated (≈ 15 % at low p_T in central collisions, decreasing towards high p_T and for peripheral events) and subtracted statistically by an event-mixing method.

The raw electron spectra were corrected as a function of p_T for geometrical acceptance and reconstruction efficiency [12]. The multiplicity dependent efficiency loss was estimated by embedding simulated electrons into real events. This loss does not depend on p_T and increases from 5 to 26 % from peripheral to central collisions. The 1σ systematic uncertainty of all corrections is 11.8 %, after correction for the effect of finite bin width in p_T . The fully corrected inclusive electron spectrum is shown in Fig. 1(a) for minimum bias collisions.

The spectra of electrons from heavy flavor decays were determined by subtracting cocktails of background contributions from other sources from the inclusive data. The most important background is the π^0 Dalitz decay which was calculated individually for each centrality class with a hadron decay generator using parameterizations of measured π^0 [2] and π^\pm [17] spectra as input. The spectral shapes of other light hadrons h were obtained from the pion spectra, assuming a universal spectrum in $m_T = \sqrt{p_T^2 + m_h^2}$. Within this approach the ratios h/π^0 are constant at high p_T with the values [11]: $\eta/\pi^0 = 0.45 \pm 0.10$, $\rho/\pi^0 = 1.0 \pm 0.3$, $\omega/\pi^0 = 1.0 \pm 0.3$, $\eta'/\pi^0 = 0.25 \pm 0.08$, and $\phi/\pi^0 = 0.40 \pm 0.12$. Only the η contribution is of any practical relevance, and the chosen parameterization is in good agreement with the measured η meson spectra [18]. Another major electron source is

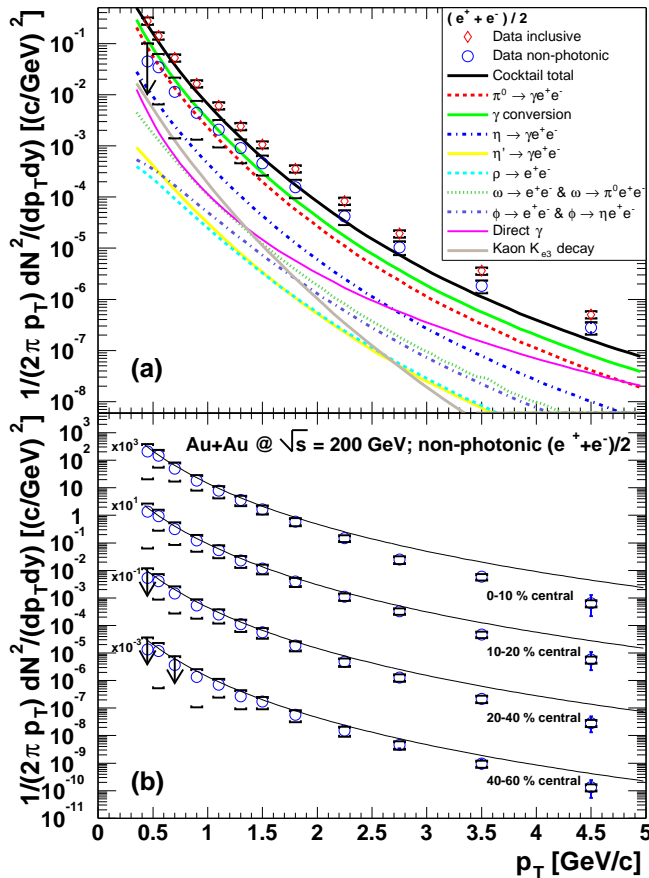


FIG. 1: (Color online) Inclusive and non-photon electron invariant yields in minimum bias Au+Au collisions at $\sqrt{s_{NN}} = 200$ GeV, compared with contributions from all background electron sources included in the cocktail (a). Invariant yields of electrons from heavy flavor decays for different Au+Au centrality classes, scaled by powers of ten for clarity. Curves are the best fit to the p+p reference scaled with the appropriate nuclear overlap integrals $\langle T_{AA} \rangle$ (b). The error bars (brackets) correspond to statistical (systematic) uncertainties in both panels.

the conversion of photons, mainly from $\pi^0 \rightarrow \gamma\gamma$ decays, in material in the acceptance ($\approx 1\% X/X_0$). The spectra of electrons from conversions and Dalitz decays are very similar. In a GEANT simulation of π^0 decays, the ratio of conversion electrons to Dalitz electrons was determined to be 1.25 ± 0.10 , essentially p_T independent. Contributions from photon conversions from other sources were taken into account as well. Electrons from kaon decays (K_{e3}), determined in a GEANT simulation based on measured kaon spectra [17], and electrons from external as well as internal conversions of direct photons [19, 20] were included.

All background sources are compared with the inclusive data in Fig. 1(a). Further background from $J/\psi \rightarrow e^+e^-$ decays and from Drell-Yan pairs [21] is negligible. A possible low mass dilepton enhancement

through $\pi + \pi \rightarrow \rho \rightarrow e^+e^-$, as reported in Pb+Pb collisions at the SPS [22], would constitute another background source which is neglected here since the estimated ρ contribution in the absence of enhancement is small ($< 1\%$ at all p_T). The total cocktail systematic uncertainty increases from 10 % (at $p_T = 0.4$ GeV/c) to 15 % (at $p_T = 5$ GeV/c), dominated by the systematic error of the pion input spectra ($\approx 8-10\%$). Other systematic uncertainties, mainly the η/π^0 normalization and, at high p_T , the contribution from direct radiation, are much smaller. The background cocktail calculated here and the photonic electron background measured via the converter method [12] agree within 10 %.

After subtracting the cocktail from the inclusive electron data, the invariant spectrum of electrons from heavy flavor decays is shown in Fig. 1(a) for minimum bias collisions. For $p_T > 2$ GeV/c the signal to background ratio is larger than one. Fig. 1(b) shows the electron spectra from heavy flavor decays in four centrality classes, 0-10 %, 10-20 %, 20-40 %, and 40-60 % central collisions. More peripheral collisions have insufficient electron statistics to reach $p_T = 5$ GeV/c.

PHENIX has also measured electrons from heavy flavor decays in p+p collisions at $\sqrt{s} = 200$ GeV [9]. The curves shown in Fig. 1(b) depict the best fit of the corresponding spectrum from p+p collisions, scaled by the nuclear overlap integral $\langle T_{AA} \rangle$ calculated within a Glauber model [2] for each Au+Au centrality class. At low p_T the Au+Au spectra are in reasonable agreement with the p+p fit in all centrality bins, but a clear suppression of the spectra in Au+Au with respect to p+p develops towards high p_T .

To quantify this effect we calculate for each individual bin in p_T the nuclear modification factor R_{AA} defined as

$$R_{AA} = \frac{dN_{Au+Au}}{\langle T_{AA} \rangle \times d\sigma_{p+p}} \quad (1)$$

where dN_{Au+Au} is the differential electron yield from heavy flavor decays in Au+Au collisions and $d\sigma_{p+p}$ is the corresponding differential cross section in p+p collisions [9] in any given p_T bin.

Fig. 2 shows R_{AA} as a function of p_T in the four Au+Au centrality classes. At low p_T , the electron R_{AA} is consistent with one within substantial uncertainties in all centrality classes, in agreement with the observation of binary collision scaling of the total charm yield in Au+Au collisions at RHIC [12]. Since the ratio of electrons from heavy flavor decays to background increases with increasing p_T , the systematic uncertainties of R_{AA} decrease towards high p_T . R_{AA} falls well below one for electron $p_T \geq 2$ GeV/c, providing clear evidence for heavy quark medium modifications. The observed high p_T suppression is most significant for central collisions. However, the limited statistics do not allow to quantify the centrality dependence of heavy quark medium modifications. At the highest p_T , the electron R_{AA} becomes as small as

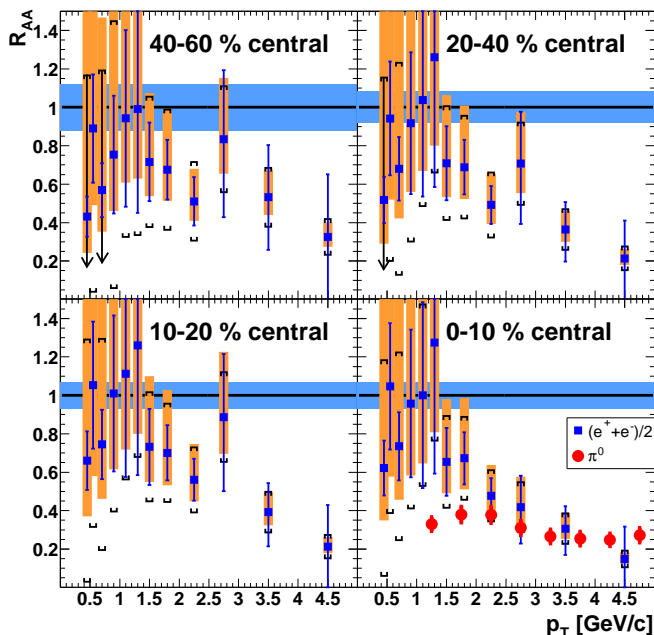


FIG. 2: Nuclear modification factor R_{AA} for electrons from heavy flavor decays as function of p_T in Au+Au collisions at $\sqrt{s_{NN}} = 200$ GeV for the different centrality classes. The error bars are statistical only. Error brackets (boxes) indicate the systematic errors related to the uncertainties in the Au+Au (p+p) measurements. The bands around one show the relative systematic uncertainties in T_{AA} . For the most central collisions the π^0 R_{AA} is shown for comparison [2]. For these data, a 13 % p_T independent systematic uncertainty (not plotted) represents the uncertainty in $\langle T_{AA} \rangle$ and in the π^0 yield normalization.

that for π^0 [2], indicating substantial energy loss of heavy quarks in the medium. It is important to note that electrons at a given p_T originate from decays of higher p_T D or B mesons, making model independent comparisons of R_{AA} for light and heavy quarks impossible.

The observed R_{AA} is remarkable, as electrons with $p_T > 3.5$ GeV/ c are expected to include significant contributions from B meson decays, and B mesons should suffer less than D mesons from medium modifications. Depending on their time scales, mechanisms by which heavy quarks are produced after the initial hard parton scattering, such as gluon splitting in jets, might lead to an attenuation at high p_T which then is due to a mixture of light parton and heavy quark energy loss in the medium created at RHIC.

Fig. 3 confronts current model calculations [23, 24] utilizing induced gluon radiation as the heavy quark energy loss mechanism with the data for the 10 % most central collisions. The three curves (1a-c) include electrons from charm decays only [23]. They correspond to different values of the time-averaged transport coefficient \hat{q} , which denotes the average squared transverse momentum transferred from a hard parton per

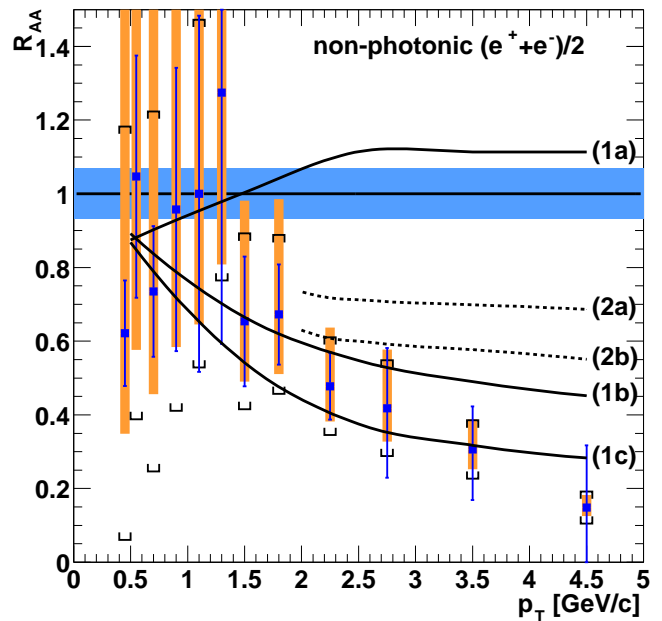


FIG. 3: Nuclear modification factor R_{AA} for electrons from heavy quark decays as function of p_T for the 10 % most central Au+Au collisions at $\sqrt{s_{NN}} = 200$ GeV in comparison with predictions from models incorporating charm quark energy loss. The curves (1a-c) and (2a-b) are taken from [23] and [24], respectively, where contributions from B meson decays are included in (2a-b) only. Experimental uncertainties are shown as described in Fig. 2.

unit path length while traversing the medium and, as such, is proportional to the density of scattering centers in the medium. Curve (1a) applies for the case without the presence of any medium causing heavy quark energy loss ($\hat{q} = 0$ GeV²/fm). The \hat{q} values of 4 and 14 GeV²/fm, which correspond to the curves (1b) and (1c), lead to light quark energy losses which bracket the observed high p_T suppression of neutral pions and charged hadrons. Predictions for charm energy loss from [23] for medium densities at the extreme high end of those allowed by the observed light quark energy loss are consistent with the electron data. Contributions from bottom decays, which are expected to be significant for $p_T > 3$ GeV/ c , should lead to an increase of the predicted R_{AA} since b quarks are presumably less affected by energy loss than c quarks [6]. The curves (2a-b) are taken from [24]. They include electrons from both D and B meson decays and correspond to initial gluon densities of $dN_g/dy = 1000(3500)$ for curve (2a(b)), respectively, which again lead to light parton energy losses bracketing the observed high p_T pion suppression. However, at high p_T the predicted R_{AA} for electrons from heavy flavor decays is larger than observed. The present data pose a challenge to existing calculations of radiative energy loss in the medium produced at RHIC, and will help to dis-

tinguish between different energy loss scenarios.

In conclusion, we have measured electron spectra from heavy flavor decays in Au+Au collisions at $\sqrt{s_{NN}} = 200$ GeV. In central collisions, nuclear modification factors $R_{AA} \ll 1$ are observed at high p_T , providing clear evidence for strong medium effects. Current models involving energy loss via induced gluon radiation for heavy quarks traversing the medium created in heavy ion collisions at RHIC are challenged by the data even considering extremely high medium densities.

We thank the staff of the Collider-Accelerator and Physics Departments at BNL for their vital contributions. We acknowledge support from the Department of Energy and NSF (U.S.A.), MEXT and JSPS (Japan), CNPq and FAPESP (Brazil), NSFC (China), CNRS-IN2P3 and CEA (France), BMBF, DAAD, and AvH (Germany), OTKA (Hungary), DAE and DST (India), ISF (Israel), KRF and CHEP (Korea), RMIST, RAS, and RMAE (Russia), VR and KAW (Sweden), U.S. CRDF for the FSU, US-Hungarian NSF-OTKA-MTA, and US-Israel BSF.

* Deceased

† PHENIX Spokesperson:zajc@nevis.columbia.edu

- [1] K. Adcox *et al.*, Phys. Rev. Lett. **88**, 022301 (2002).
 [2] S.S. Adler *et al.*, Phys. Rev. Lett. **91**, 072301 (2003).

- [3] I. Arsene *et al.*, Phys. Rev. Lett. **91**, 072305 (2003).
 [4] B.B. Back *et al.*, Phys. Lett. **B578**, 297 (2004).
 [5] J. Adams *et al.*, Phys. Rev. Lett. **91**, 172302 (2003).
 [6] Y.L. Dokshitzer and D.E. Kharzeev, Phys. Lett. **B519**, 199 (2001).
 [7] J.-Y. Ollitrault, Phys. Rev. **D46**, 229 (1992); S. Voloshin and Y. Zhang, Z. Phys. **C70**, 665 (1996).
 [8] J. Adams *et al.*, Phys. Rev. Lett. **94**, 062301 (2005).
 [9] S.S. Adler *et al.*, hep-ex/0508034.
 [10] S. Kelly *et al.*, J. Phys **G30**, S1189 (2004).
 [11] K. Adcox *et al.*, Phys. Rev. Lett. **88**, 192303 (2002).
 [12] S.S. Adler *et al.*, Phys. Rev. Lett. **94**, 082301 (2005).
 [13] S.S. Adler *et al.*, Phys. Rev. **C72**, 024901 (2005).
 [14] G.D. Moore and D. Teaney, Phys. Rev. **C71**, 064904 (2005).
 [15] K. Adcox *et al.*, Nucl. Instrum. Methods **A499**, 469 (2003).
 [16] GEANT 3.21, CERN program library.
 [17] S.S. Adler *et al.*, Phys. Rev. **C69**, 034909 (2004).
 [18] S.S. Adler *et al.*, in preparation.
 [19] L.E. Gordon and W. Vogelsang, Phys. Rev. **D50**, 1901 (1994).
 [20] S.S. Adler *et al.*, Phys. Rev. Lett. **94**, 232301 (2005).
 [21] S. Gavin, P.L. McGaughey, P.V. Ruuskanen, and R. Vogt, Phys. Rev. **C54**, 2606 (1996).
 [22] G. Agakichiev *et al.*, Phys. Lett. **B422**, 405 (1998).
 [23] N. Armesto, S. Dainese, C. Salgado, and U. Wiedemann, Phys. Rev. **D71**, 054027 (2005).
 [24] M. Djordjevic, M. Gyulassy, R. Vogt, and S. Wicks, nucl-th/0507019.