

# How Accurately Do We Know the Formation of Solar ${}^8\text{B}$ ?\*

Moshe Gai†

Department of Physics, Room WNSL102, Yale University,  
PO Box 208124, 272 Whitney Avenue,  
New Haven, CT 06520-8124.

e-mail: moshe.gai@yale.edu,  
URL: <http://www.phys.uconn.edu>

The large value of  $S_{17}(0) = 22.1 \pm 0.6$  eV-b, reported by the Seattle group, suggests a total  ${}^8\text{B}$  solar neutrino flux 13% (1.7 sigma) larger than measured by SNO. If substantiated it may provide evidence for oscillation to sterile neutrinos. Precise nuclear inputs to the Standard Solar Model are essential. However, a detailed examination of current data on  $S_{17}$  (as opposed to an examination of  $S_{17}(0)$  only) excludes quoting this important nuclear input of the SSM with sufficiently small uncertainty. In addition recent high precision results (including the Seattle data) on  $S_{17}$  which are in good agreement, still differ on the measured slopes, as does the theory, precluding an accurate extrapolation to zero energy of the consistent data. Using a common extrapolation of only the consistent high precision data, suggests a value of  $S_{17}(0) = 21.2 \pm 0.5$  eV-b, but a value equal to or smaller than 19.0 eV-b can not be excluded due to the uncertainty in the extrapolation, leading to an additional error of  ${}^{+0.0}_{-3.0}$  eV-b. A proposal to remedy this (unacceptable) situation is discussed.

PACS numbers: 25.20.Dc, 25.70.De, 95.30.K, 26.30.+K, 26.65.+t

The high precision measurement of neutral current interactions of “ ${}^8\text{B}$  solar neutrinos” in the SNO detector (with added salt) [1], yields the measured flux:  $\phi_{NC} = 5.21 \pm 0.27$  (stat)  $\pm 0.38$  (syst)  $\times 10^6 \text{ cm}^{-2} \text{ sec}^{-1}$ , with a precision of  $\pm 5.2\%$  and accuracy of  $\pm 7.3\%$ . It therefore mandates measurements of nuclear inputs to the Standard Solar Model (SSM) [2] with similar or smaller uncertainty. In this paper we address the accuracy of our knowledge of the cross section for forming  ${}^8\text{B}$  in the sun via the proton capture,  ${}^7\text{Be}(p, \gamma){}^8\text{B}$  reaction. In the absence of oscillation into sterile neutrino [3], the  ${}^8\text{B}$  solar neutrino flux predicted by the SSM is necessarily equal to the neutral current flux measured by SNO.

Several new measurements of the cross section of the  ${}^7\text{Be}(p, \gamma){}^8\text{B}$  reaction [4, 5, 6, 7, 8, 9, 10] were reported after the publication by Adelberger *et al.* [11]. If one adopts the value of the astrophysical cross section factor (S-factor as defined in [11]) measured by the Seattle group [6],  $S_{17}(0) = 22.1 \pm 0.6$  eV-b, than it increases by 16% the prediction of the SSM that assumes  $S_{17}(0) = 19.0$  eV-b. The new predicted value of the total  ${}^8\text{B}$  neutrino flux of  $5.87 \pm 0.44 \times 10^6 \text{ cm}^{-2} \text{ sec}^{-1}$  is 13% larger than measured by SNO.

When adopting the high precision value of  $S_{17}(0)$  measured by the Seattle group, the uncertainty of the predicted total flux is no longer dominated by  $S_{17}(0)$ . Instead it is dominated by  $S_{34}(0)$  which is known with an accuracy of  $\pm 9.5\%$  [11]. This uncertainty propagates to an uncertainty of  $\pm 7.7\%$  in the predicted total  ${}^8\text{B}$  neu-

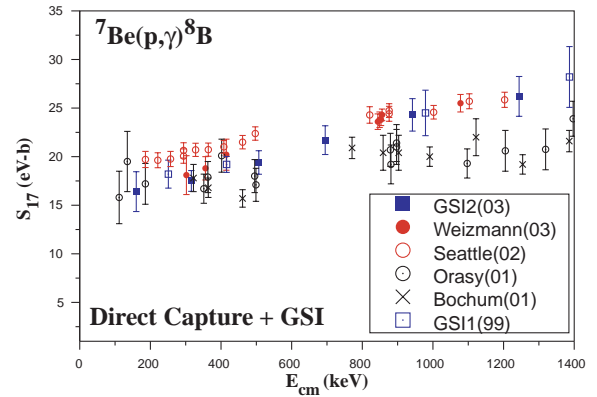


FIG. 1: Recent measured data on  $S_{17}$ . The resonance data at 632 keV measured in a few experiments are not shown.

trino flux, hence similar to the currently quoted accuracy of the SNO experiment [1]. This new value of the predicted total  ${}^8\text{B}$  neutrino flux is thus 1.7 sigma larger than measured by SNO.

Note that the Seattle value of  $S_{17}(0)$  together with the larger value of  $S_{34}(0)$  deduced from  ${}^7\text{Be}$  activity measurements [11, 12] yield a predicted total  ${}^8\text{B}$  neutrino flux that is 20% (2.7 sigma) larger than measured by SNO. The smaller value of  $S_{34}(0)$  [11], on the other hand reduces the discrepancy to 9% only.

We conclude that high precision ( $\pm 5\%$  or better) measurements of  $S_{34}(0)$  and  $S_{17}(0)$  (as well as a reduction in the systematical uncertainty of the SNO measurement) are required, for example to test the possibility of oscillation of solar neutrinos to sterile neutrinos.

The recent direct capture measurements of the  ${}^7\text{Be}(p, \gamma){}^8\text{B}$  reaction with  ${}^7\text{Be}$  targets [4, 5, 6, 7], are

\*Work Supported by USDOE Grant No. DE-FG02-94ER40870.

†Permanent Address: Laboratory for Nuclear Science, Department of Physics, University of Connecticut, 2152 Hillside Rd., U3046, Storrs, CT 06269-3046.

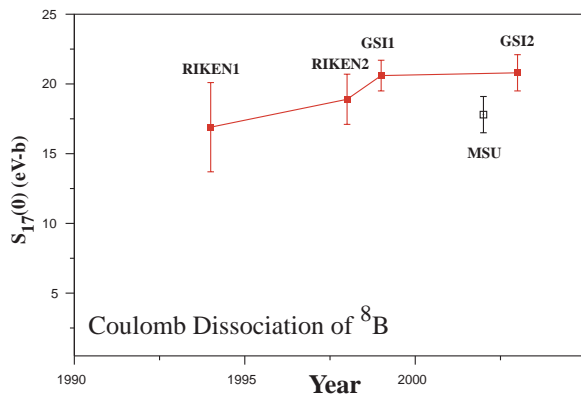


FIG. 2: Extrapolated  $S_{17}(0)$  from data on the Coulomb dissociation of  ${}^8\text{B}$  using the theoretical calculation of Descouvemont and Baye [17], as discussed in the text

shown in Fig. 1, together with the two most recent results of the Coulomb dissociation of  ${}^8\text{B}$  measured at the GSI facility [8, 9]. We refer the reader to [11] for a review of all previous measurements of the direct capture reaction and the Coulomb dissociation, as well as other indirect measurements of  $S_{17}(0)$  that are not relevant for the current discussion. The status of the world data on  $S_{17}$  shown in Fig. 1 is very unsatisfactory with specific measured data points differing by even more than 4 sigma.

In contrast the data of the Seattle [6], Weizmann [7], GSI1 [8] and GSI2 [9] groups, that were measured with high precision of the order of  $\pm 3\text{-}5\%$ , exhibit a remarkably good agreement. The discrepant data [4, 5, 10] on the other hand suggest large ill understood systematic differences. The direct capture data of the Orsay [4] and Bochum groups [5] were measured with lower precision of the order of  $\pm 10\%$ , together with the Coulomb dissociation results of the MSU group [10] that will be discussed below, are not consistent with the above mentioned high precision measurements of Seattle, Weizmann, GSI1 and GSI2 [6, 7, 8, 9]. These discrepant data can not be included in the same global analysis of  $S_{17}(0)$ , unless the large systematic uncertainties are understood and corrected.

The Coulomb dissociation of  ${}^8\text{B}$  [13] has been suggested as a viable method to measure the cross section of the  ${}^7\text{Be}(p, \gamma){}^8\text{B}$  reaction. After the pioneering experiment of the RIKEN1 group [14] several experiments were carried out at medium energy heavy ion facilities [8, 9, 10, 15] using a variety of kinematical regions and different experimental techniques. While already the data of RIKEN1 suggest a small if not negligible E2 contribution [16] to the Coulomb dissociation of  ${}^8\text{B}$ , the MSU group claimed to have measured a large effect [10] in the measured asymmetry, but no large E2 contribution was observed in the angular correlation data of GSI [9].

In Fig. 2 we show the extracted  $S_{17}(0)$  from Coulomb dissociation data, where the theoretical extrapolation curve used is from Ref. [17]. The large value for the

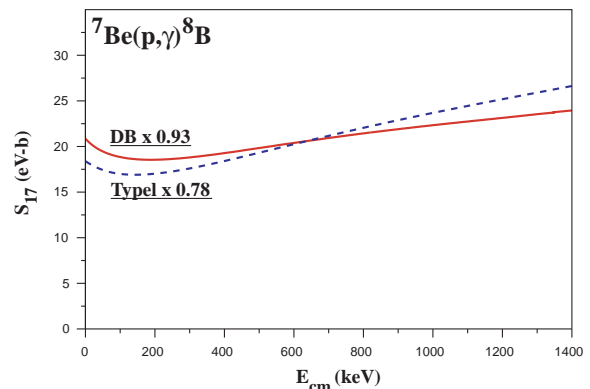


FIG. 3: The normalized theoretical calculations of  $S_{17}$  by Descouvemont and Baye [17], and the potential model of Typel [9]. The normalization factors are shown.

GSI2 result shown in Fig. 2, should not be confused with the smaller  $S_{17}(0)$  stated in the abstract of the paper of the GSI2 group [9], where a different theoretical extrapolation was used. Both large and small values are quoted in the paper of the GSI2 group [9].

We note that while the RIKEN-GSI data were measured with increasingly higher precision, reaching the precision of  $\pm 5\%$  or better, the central value of our measurements has risen over the years and stabilized just below 21.0 eV-b, independently (and long before) the direct capture data of the Seattle [6] and Weizmann [7] groups were available. The smaller value for  $S_{17}(0)$  quoted by the MSU group [10] on the other hand, is entirely due to their model dependent assumption (and not a measurement) of large E2 contribution to the Coulomb dissociation of  ${}^8\text{B}$ .

Most current global analysis of the  ${}^7\text{Be}(p, \gamma){}^8\text{B}$  reaction concentrate on reviewing  $S_{17}(0)$  alone and make the implicit assumption that theoretical predictions of the energy dependence of  $S_{17}$  agree at low energies, since Nuclear Structure effects are assumed to be negligible at low energy. In Fig. 3 we show the results of calculations of two similar models [9, 17]. As noted in [9] where one of the two theoretical curves is published, the two calculations exhibit a significantly different energy dependence, and in particular the predicted slopes of  $S_{17}$  are very different.

An extrapolation of the data of the GSI group using the calculation of Ref. [17] yields  $S_{17}(0) = 20.8$  eV-b, a smaller value of 18.6 eV-b is obtained using the potential model described in Ref. [9]. The same potential model yields an extrapolated  $S_{17}(0) = 18.1$  eV-b for the Weizmann data [7, 9]. Hence one must use caution when extrapolating  $S_{17}$  to zero energies, or when performing a global analysis of  $S_{17}(0)$ .

We emphasize that thus far available models predict  $S_{17}(0) \approx 1.1 S_{17}(200)$ , hence add a 10% extrapolation correction to  $S_{17}$  that is now measured with 3-5% uncertainty. The confusion on the theoretical side discussed above, makes it important to test these theoretical ex-

trapoltaions at very low energies.

The astrophysical cross section factor at low energies (200-1300 keV) exhibit a linear dependence on energy,  $S_{17}(E) = S_{17}(200) + E \times S'$ , where  $S'$  is the slope. The cross section of  ${}^7\text{Be}(p, \gamma){}^8\text{B}$  reaction at low energies is dominated by contributions from the s- and d- partial waves [18, 19]. The predicted slope ( $S'$ ) results from the sum of a positive slope (approximately 10 eV-b/MeV) for the d-wave and a slightly negative slope (approximately -3 eV-b/MeV) for the s-wave [19]. Hence the exact value of the predicted slope is model dependent with variation depending on details of the model used. At very low energies (below 200 keV) a sharp rise in the s-wave contribution is predicted due to the distortion of the plane waves by the Coulomb field. The cross section factor at zero energies,  $S_{17}(0)$ , is directly related to the Asymptotic Normalization Coefficient (ANC) of the wave function, which is related to the measured spectroscopic factor.

A large(r) d-wave component to the cross section of the  ${}^7\text{Be}(p, \gamma){}^8\text{B}$  increases the predicted slope, and in this sense the situation is very reminiscent of the extrapolation of the cross section of the  ${}^2\text{H}({}^2\text{H}, \gamma){}^4\text{He}$  [20], where a dominance of one partial wave (in this case the d-wave) was assumed by theory. Later it was shown that a very minute effect in the Nuclear Structure of  ${}^4\text{He}$ , changed the predicted extrapolated value by a factor of 32 [20]. In the case of the  ${}^2\text{H}({}^2\text{H}, \gamma){}^4\text{He}$  reaction a neglect of a small s-wave contribution to the theoretical extrapolation, drastically altered the prediction at energies below 100 keV. In the case of the  ${}^7\text{Be}(p, \gamma){}^8\text{B}$  reaction a dominance of one partial wave below 100 keV, the s-wave, is also assumed by most theories and this analogy calls for extra caution in determining the d-wave component when extrapolating  $S_{17}(0)$  with an accuracy of  $\pm 5\%$  or better. A measurement of the slope may in fact yield the exact contribution of the d-wave.

In view of the conflicting data shown in Fig. 1, and in the absence of understanding (and correction) of the systematical differences one must make a choice for data used to deduce  $S_{17}(0)$ . Similarly one also must make a choice for theoretical extrapolation. If we use only the high precision and consistent data of the Seattle, Weizmann, GSI1, and GSI2 [6, 7, 8, 9] with the extrapolation procedure of Ref. [17], we quote:  $S_{17}(0) = 21.2 \pm 0.5$  eV-b, with  $\chi^2/\nu = 1.06$ , as shown in Table I.

However, as shown in Fig. 4, these high precision data measured over the energy range of 200 - 1300 keV exhibit different slopes, as listed in Table II. Note that at low energies the Weizmann data [7] are systematically below the Seattle data [6], by up to 2 sigma. But at higher energies they are in agreement, indicating a systematic difference of the measured slope as listed in Table II.

When comparing theoretical calculations to measured data, one multiplies the calculations by a normalization factor so as to obtain the measured absolute value of the cross section factor, as shown in Fig. 3. In doing so one alters the calculated slope (d-wave mixture) of the theory by the same normalization factor, thus calling into

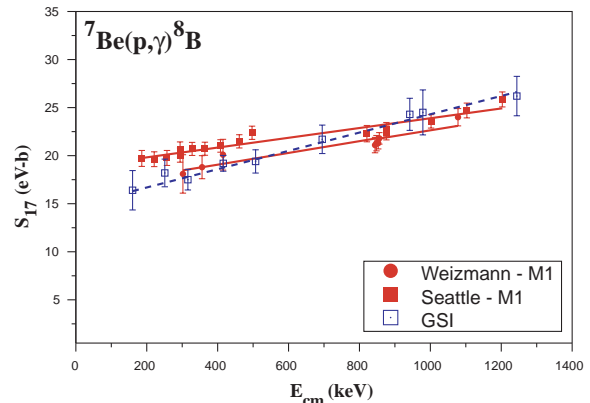


FIG. 4: A Comparison of the recent Seattle(02) [6], Weizmann(03) [7], and GSI2(03) [9] data. An M1 contribution due to the resonance at 632 keV is subtracted from the direct capture data. In spite of the good agreement, the measured slopes of the astrophysical cross section factor are sufficiently different, see Table II, precluding an accurate ( $\pm 5\%$ ) extrapolation to zero energy.

question the very use of that theory for extrapolating to zero energy. Non-the-less the resulting normalized slope calculated in Ref [17] is 5.1 eV-b/MeV. A more recent calculations by the same author [21] exhibit a slightly larger slope. The normalized slope calculated in Ref. [9] is 8.3 eV-b/MeV. The dispersion of normalized calculated slopes is similar to the dispersion of measured slopes listed in Table II.

As discussed above, an extrapolation of the data included in Table I with the Typel theoretical curve yield smaller  $S_{17}(0)$  values, as low as 18.1 eV-b [9], see Fig. 3. Clearly the measured (as well as the calculated) slopes are sufficiently different to preclude extrapolating  $S_{17}(0)$  with high accuracy ( $\pm 5\%$ ), and we must include the possible lower extrapolated value. This adds an error of -3.0

TABLE I: Extrapolated cross section factors using the calculation of Descouvemont and Baye [17]. Only recent high precision results,  $S_{17}(0)$  measured with an error of approximately  $\pm 5\%$  or better, are shown, excluding the recent results of: RIKEN2(98) ( $18.9 \pm 1.8$ ) [15], Orsay(01) ( $18.8 \pm 1.7$ ) [4] and Bochum(01) ( $18.4 \pm 1.6$ ) [5], as discussed in the text.

Experiment	$S_{17}(0)$ (eV-b)
GSI1(99) [8]	$20.6 + 1.2 - 1.0$
GSI2(03) [9]	$20.8 \pm 1.3$
GSI1 + GSI2:	$(20.7 \pm 0.9)$
Seattle(02) [6]	$22.1 \pm 0.6$
Weizmann(03) [7]	$21.2 \pm 0.7$
Average:	$21.2 \pm 0.5$

eV-b due to extrapolation and we may quote:

$$S_{17}(0) = 21.2 \pm 0.5 \quad {}^{+0.0}_{-3.0} \text{ (extrap) eV-b}$$

We conclude that a high precision measurement of the slope of  $S_{17}$  extending to very low energies (below 100 keV) is needed in order to quote  $S_{17}(0)$  with an uncertainty of  $\pm 5\%$  or better. This is a formidable task since it requires high precision measurement of all associated multiplicative factors that are relevant for the measurement.

A high precision measurement of the slope is possible when measuring the ratio of two cross sections which involve the same experimental multiplicative factors; e.g. the ratio of the cross section of the  ${}^7\text{Be}(p, \gamma){}^8\text{B}$  reaction relative to the elastic (Coulomb) scattering cross section. Such an experiment can be performed (only) with the use of  ${}^7\text{Be}$  beams. Indeed a proposal for such an experiment at CERN-ISOLDE [22] was considered.

Clearly in the absence of such data on the slope ( $S'$ )

and the discussion above concerning the extrapolation to zero energy, the situation with  $S_{17}(0)$  will remain confused and  $S_{17}(0)$  can not be quoted with the required accuracy of  $\pm 5\%$  needed for example for addressing the tantalizing possibility of oscillation of solar neutrinos to sterile neutrinos.

TABLE II: Extracted slopes of  $S_{17}$ . An M1 contribution to the direct capture data from the 632 resonance has been subtracted, see Fig. 4.

Experiment	Slope (eV-b/MeV)
Seattle(02) [6]	$5.1 \pm 0.6$
Weizmann(03) [7]	$6.7 \pm 1.2$
GSI [8, 9]	$9.5 \pm 2.5$

- 
- [1] S.N. Ahmad *et al.*; nucl-ex/0309004.
  - [2] J.N. Bahcall, M.H. Pinsonneault, and S. Basu; ApJ **555**(2001)990.
  - [3] J.N. Bahcall, N.C. Gonzalez-Garcia, C. Pena-Garay; JHEP **02**(2003)009.
  - [4] F. Hammache *et al.*; Phys. Rev. Lett. **86**(2001)3985.
  - [5] F. Strieder *et al.*; Nucl. Phys. **A696**(2001)219.
  - [6] A.R. Junghans *et al.*; Phys. Rev. Lett. **88**(2002)041101, ibid nucl-ex/0308003, ibid nucl-ex/0311012.
  - [7] L.T. Baby *et al.*, Phys. Rev. Lett. **90**(2003)022501, ibid nucl-ex/0212011.
  - [8] N. Iwasa *et al.*; Phys. Rev. Lett. **83**(1999)2910.
  - [9] F. Schumann *et al.*; Phys. Rev. Lett. **90**(2003)232501.
  - [10] B. Davids *et al.*; Phys. Rev. Lett. **86**(2001)2750.
  - [11] E.G. Adelberger *et al.*; Rev. of Modern Phys. **70**(1998)1265.
  - [12] R.G.H. Robertson *et al.*; Phys. Rev. **C27**(1983)27.
  - [13] G. Baur, C.A. Bertulani, and H. Rebel; Nucl. Phys. **A458**(1986)188.
  - [14] T. Motobayashi *et al.*; Phys. Rev. Lett. **73**(1994)2680.
  - [15] T. Kikuchi *et al.*; Phys. Lett. **B391**(1997)261, ibid E. Phys. J. **A3**(1998)213.
  - [16] M. Gai and C.A. Bertulani; Phys. Rev. **C52**(1995)1706.
  - [17] P. Descouvemont and D. Baye; Nucl. Phys. **A567**(1994)341.
  - [18] R.G.H. Robertson; Phys. Rev. **C7**(1973)543.
  - [19] B.K. Jennings, S. Karataglidis, and T.D. Shoppa; Phys. Rev. **C58**(1998)3711.
  - [20] C.A. Barnes, K.H. Chung, T.R. Donoghue, C. Rolfs, and J. Kammeraad; Phys. Lett. **B197**(1987)315.
  - [21] P. Descouvemont, and M. Dufour; Contribution, 8th Int. Conf. on Clustering, November 24-29, 2003, Nara, Japan, page 77.
  - [22] M. Gai, M. Hass and Th. Delbar, for the UConn-Weizmann-LLN-ISOLDE collaboration; Letter of Intent to INTC, I37 INTC 2001-007.