

Hexaroll chaos in inclined layer convection

Will Brunner

*Max Planck Institute for Dynamics and Self Organization
Göttingen, Germany*

Jonathan McCoy

Laboratory of Atomic and Solid State Physics, Cornell University, Ithaca, New York

Werner Pesch

University of Bayreuth, Bayreuth, Germany

Eberhard Bodenschatz*

*Max Planck Institute for Dynamics and Self Organization
Göttingen, Germany and*

Laboratory of Atomic and Solid State Physics, Cornell University, Ithaca, New York

(Dated: September 18, 2018)

We report experimental observations of hexaroll chaos in inclined layer convection. Two separate populations of defect complexes characterize the defect turbulent state, one the classical penta-hepta defect of hexagonal planform patterns, and the other a short-lived complex capable of self-annihilation. By measuring the defect statistics we show that short-lived defect complexes give rise to linear defect destruction rates. This observation explains previous results in other defect-turbulent pattern forming systems.

PACS numbers: 47.20.Bp, 47.20.Ky, 47.27.Te, 47.54.+r

Systems that are driven out of equilibrium often show similar patterns although the underlying processes can be quite different [1]. One challenge is to find measures that can quantitatively assess the similarity of different patterns. A convenient starting point for a classification are topological defects, as has long been known in the field of fingerprint recognition [2]. Much of the previous work [3, 4, 5, 6, 7, 8, 9, 10, 11, 12, 13] is concerned with the particle-like appearance of defects and with their chaotic spatiotemporal dynamics, *i.e.*, defect turbulence.

A key feature of defect turbulence is the reaction dynamics between different types of defects. Gil *et al.* [3] showed that the topological property carried by defects is conserved, causing them to behave as charged particles in reactions. This leads to a generalized Poisson distribution for defect populations, and reaction rates that obey the mass action law, where defects are created with rates independent of N , the number of defects present, and are annihilated at a rate proportional to N^2 . This result was confirmed [5] in a thermal convection experiment, where they also accounted for defects entering and leaving through the boundaries. Recently, however, two results have been brought forward that appear to contradict the notion that mass action is followed. The first of these is a Swift-Hohenberg type model of rotating thermal convection [9], and the second is a calculation of the complex Ginzburg-Landau equation with noise added [14]. Both produce defect statistics where defect annihilation rate has a part proportional to the number of defects present in addition to the expected N^2 dependence. To date an explanation of this phenomenon is lacking.

Here we report experimental results from non-Boussinesq inclined layer convection (ILC) where a inclined layer is heated at one side and cooled at the other. It is well known [15] that a shear flow is set up with a flow that is up at the warm side and down at the cold. For non-Boussinesq conditions in a horizontal layer a hexagonal planform would be observed [1]. However, here due to the shear flow one roll orientation is preferred leading to a pattern that is similar to the hexarolls described for cylindrical rotating convection [16, 17]. In our case, we observe a defect turbulent state of spatiotemporal chaos (STC) (Fig. 1) that we term *Hexaroll Chaos*. We show that hexaroll chaos has two separate populations of defect complexes, one the classical penta-hepta defect of hexagonal planform patterns, and the other a short-lived complex capable of self annihilation. By measuring the defect statistics we show that short-lived defect complexes give rise to linear defect destruction rates explaining the earlier observations in other pattern forming systems. Hexaroll chaos can be described by amplitude equations of the form

$$\partial_t A_1 = \sigma_1 A_1 - \eta_1 A_2^* A_3^* - A_1 \sum_{j=1}^3 a_{1j} |A_j|^2, \quad (1a)$$

$$\partial_t A_2 = \sigma_2 A_2 - \eta_2 A_1^* A_3^* - A_2 \sum_{j=1}^3 a_{2j} |A_j|^2, \quad (1b)$$

$$\partial_t A_3 = \sigma_3 A_3 - \eta_3 A_1^* A_2^* - A_3 \sum_{j=1}^3 a_{3j} |A_j|^2. \quad (1c)$$

Here the convection amplitude is a linear superposition of the three modes: $V(\mathbf{x}) = \sum_{j=1}^3 A_j \exp[i\mathbf{q}_j \cdot \mathbf{x}] + c.c.$, where the vectors \mathbf{q} define a hexagonal lattice, $\mathbf{q}_1 = (\frac{\sqrt{3}}{2}q, -q/2)$, $\mathbf{q}_2 = (0, q)$, $\mathbf{q}_3 = (-\frac{\sqrt{3}}{2}q, -q/2)$, and the vector \mathbf{x} represents position. The convection cell is tilted upward along the $\mathbf{x} = (1, 0)$ direction, breaking the symmetry of the A_2 mode, but the other two remain symmetrical, so the following coefficient relations can be inferred:

$$\eta_1 = \eta_3^*, a_{12} = a_{32}^*, a_{11} = a_{33}^*, a_{13} = a_{31}^* \quad (2)$$

where a star denotes complex conjugate. The linear growth rates are given by:

$$\sigma_1 = \epsilon - \Delta\epsilon + i\omega, \sigma_2 = \epsilon, \sigma_3 = \sigma_1^* \quad (3)$$

where $\epsilon \equiv \frac{\Delta T - \Delta T_c}{\Delta T_c}$ is the reduced control parameter, ΔT is the temperature difference driving convection, and ΔT_c is the value of ΔT at onset of convection. $\omega > 0$ represents the downhill drift of modes one and three. The implication of these equations is that convection rolls of mode two appear at $\epsilon = 0$ and the other two modes appear at $\epsilon = \Delta\epsilon$. We observe $\Delta\epsilon = 1.0 \times 10^{-3} \pm 10^{-4}$ which agrees well with the value of 9.7×10^{-4} obtained from numerical solution of the Navier-Stokes equations. Dislocations primarily arise in modes one and three in regions of low amplitude. These can be paired into defects of two distinct types. One type is the classical pentahepta defect (PHD), where a dislocation of one topological sign in one mode is bound to one of opposite sign in the other mode. Additionally, we observe a new type of defect complex where short-lived pairs of dislocations of opposite sign are found in the same mode. We term these dislocation pairs same-mode complexes (SMCs).

We use a gas convection apparatus [18] with a working fluid of CO_2 at $(4.240 \times 10^6 \pm 10^3)$ Pa regulated to ± 300 Pa and the mean temperature of $(31 \pm 0.05)^\circ\text{C}$ regulated to $\pm 5 \times 10^{-4}^\circ\text{C}$. We tilt the plane of the fluid layer to $\theta = 5^\circ$ from the horizontal. The fluid layer is $d = 308 \pm 2 \mu\text{m}$ high, and the vertical diffusion time $\tau_v = 0.56 \pm 0.01$ s. Prandtl number is $\sigma \equiv \kappa/\nu \approx 1$, where κ is thermal diffusivity and ν is kinematic viscosity. We find onset to rolls at $\Delta T_c = 20.68 \pm 0.01^\circ\text{C}$ and onset to hexarolls drifting downward with $\omega = 0.8\tau_v$ s/rad above that at $\Delta\epsilon$. We choose a region of interest $142d \times 95d$, with the long edge parallel to the direction of tilt, limiting spatial inhomogeneity of ϵ to $< 10\%$ during the experiment. The large value of ΔT_c makes convection strongly non-Boussinesq, with non-Boussinesq parameters (see, e.g., Ref. 10) of $\gamma_0 = 0.1653$, $\gamma_1 = -0.2885$, $\gamma_2 = 0.2053$, $\gamma_3 = 0.0085$, and $\gamma_4 = -0.2491$, where γ_0 and γ_1 are the first- and second-order coefficients for the dependence of density on temperature, and γ_2 - γ_4 are the first-order coefficients for the temperature dependence of viscosity, heat conductivity, and specific heat, respectively.




FIG. 1: (a) A sample image from $\epsilon = 0.054$. Uphill direction is to right. (b) One oblique mode only, produced by applying an angular Fourier filter to (a). Contrast-enhanced for clarity.

We collected data by quasistatically increasing ϵ in steps of 10^{-3} to $\epsilon = 0.054$, where we acquired 10^6 shadowgraph images of the region of interest at 5 frames/second, for an observation time of $357100\tau_v$. (See Ref. 18 for details of shadowgraphic technique.) An example frame appears in Fig. 1. Note the variation in oblique roll amplitude that gives the appearance of mixed rolls and hexagons, and that oblique-mode dislocations are restricted to those areas of low amplitude.

We processed all images by first separating them into three individual modes by applying an angular Fourier filter. We identified dislocations in each mode using previously described techniques [8]. Dislocations in mode two (with stripes parallel to tilt) are rare, and were recorded but not processed further. After all dislocations were identified for all frames, we assigned each to either a PHD or to an SMC. We did this by iterating through all dislocations, and searching within a threshold radius for an opposite charge dislocation in either the same mode or the other mode. If such a match was found, both dislocations were marked as being bound, and the search moved on to the unbound dislocations. After all dislocations were visited, we increased the threshold and repeated the

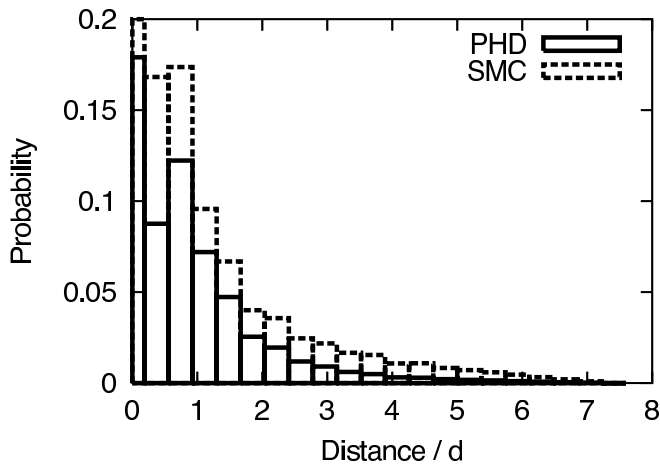

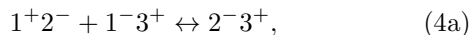


FIG. 2: Histogram of separation distance of dislocations in defect complexes

search over all unbound dislocations. This process was continued until a maximum threshold of $\sim 12d$ is reached (Fig. 2). Typically, $\sim 90\%$ of dislocations are accounted for in bound pairs, leaving the other 10% unbound at the edges. PHDs are roughly four times more prevalent than SMCs in all 10^6 images. The next step of processing was to track the center points of PHDs and SMCs by the dislocation-tracking method of Huepe *et al.* [12]. This allowed us to tally defect creation and destruction rates and rates of entering and leaving the frame (Figs. 3 & 4). We calculated the rate for each N by dividing the number of events by the total number of frames containing N defects, where N is the geometric mean of the two types of either PHDs or SMCs. We split the data set into 100 equal parts to calculate standard deviation of rates.

Let us consider the types of reactions that SMCs and PHDs can undergo. This will illuminate later descriptions of defect creation and destruction rates. The classical case of a symmetrical hexagonal pattern (see, *e.g.*, Ref. 19) has six types of PHDs: 1^+2^- , 1^-2^+ , 1^+3^- , 1^-3^+ , 2^+3^- and 2^-3^+ where, *e.g.*, 1^+ is a positive dislocation in mode 1. These follow reactions of the forms



which yield nine possible reactions once permutations are considered. Note that all destruction reactions (those which proceed to the right) involve two reactants, so from mass action we expect a rate that depends on the number of PHDs squared. Creation reactions follow a linear rate law, with a nonzero intercept due to (4b). Now, if we consider the asymmetric case of hexaroll chaos, we must disallow dislocations in mode two. There are now two types of PHDs possible: 1^+3^- and 1^-3^+ . In addition, there are two types of SMCs possible: 1^+1^- and 3^+3^- .

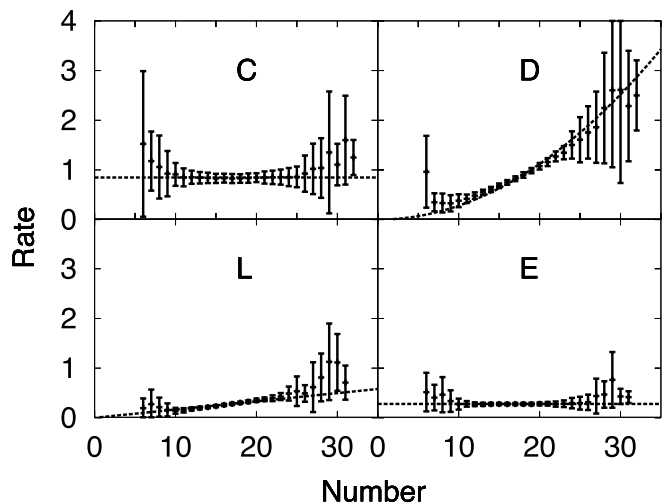
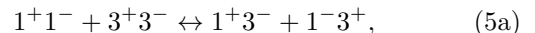


FIG. 3: PHD Creation, destruction, leaving and entering rates, (C,D,L,E, respectively) along with fits. Number (N) is the geometric mean of the populations of the two types of PHDs, which are approximately equal. Rate means number of events for each N , divided by the number of frames containing exactly N . Error bars represent standard deviation, calculated by subdividing the data set, and are used for weighting fits. Please note that the mean rate is overestimated when the standard deviation is on the order of the mean because all values are positive.

The reactions are:



Where (5a) is the realignment of two SMCs into two PHDs, and (5b) and (5c) are the self-annihilation of SMCs. Here we have two sets of rates, those for PHDs and those for SMCs. PHDs are created by (5a) proceeding to the right. The rate for this reaction is independent of the number of PHDs because there are no PHDs as reactants, and populations of SMCs and PHDs are uncorrelated. PHDs are destroyed by the same reaction moving in the opposite direction, with a rate proportional to the number of PHDs squared. SMCs are created by all three reactions going to the left, which gives a constant rate law. Finally, SMCs are destroyed by these reactions going to the right, giving a linear rate from (5b) and (5c) with a squared term from (5a). In practice, we find that this squared term is negligible, so it is set to zero when constructing fits. Otherwise, these rate relations and those for entering and leaving given by Daniels and Bodenschatz [8] fit the data in Figs. 3 & 4 with good results.

Using detailed balance, we recursively define a modified Poisson distribution of the probability of finding N defects in the frame at a given time in terms of creation,

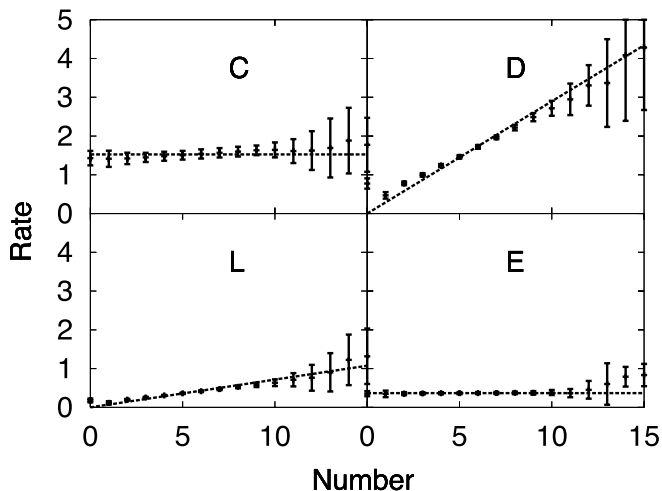


FIG. 4: SMC creation, destruction, leaving and entering rates (C,D,L,E, respectively). Number (N) is the geometric mean of the populations of the two types of SMCs

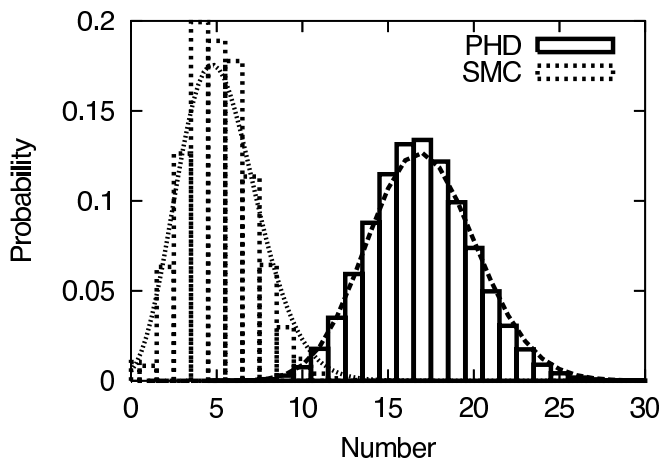


FIG. 5: Probability distribution functions (PDFs) for average numbers of each type of SMCs and PHDs. Boxes are measured, and curves are calculated from fits in Figs. 3 & 4 using detailed balance.

destruction, leaving, and entering rates:

$$\mathcal{P}(N) = \mathcal{P}(0) \prod_{j=1}^N \frac{C(j-1)E(j-1)}{D(j)L(j)} \quad (6)$$

where $\mathcal{P}(0)$ is supplied as a normalization condition. Note that for the case of SMCs where C and E are constants, and D and L are linear functions of N , (6) reduces to the Poisson distribution. For the PHD case, (6) reduces to the squared Poisson distribution of Gil *et al.* [3] with the finite-size extension of Daniels and Bodenschatz [8] (Fig. 5). We conclude that defect statistics of hexaroll chaos may be easily understood within the

existing framework of reactions and rate laws if we introduce a new type of short-lived defect complexes (SMCs) that usually self-annihilate, but that may stabilize by binding into long-lived PHDs. These complexes appear to arise because of broken symmetry which changes the allowed ways of creating and destroying PHDs. We suggest that this may also be the case in other systems, such as the rotating hexagons of Young and Riecke [9] where their ansatz of mixed linear and quadratic rate laws may be separable into two sets of laws, one for SMCs and one for PHDs. Similarly, Wang's STC state with noise added [14] may contain a population of short-lived, noise-induced defects that primarily annihilate with the defect they were created with, thus following a linear rate law. More detailed study of these systems is called for to determine if there is a generality that connects symmetry breaking with altered rate laws.

* URL: <http://milou.msc.cornell.edu/>; Electronic address: Eberhard.Bodenschatz@ds.mpg.de

- [1] M. C. Cross and P. C. Hohenberg, *Reviews of Modern Physics* **65**, 851 (1993).
- [2] F. Galton, *Finger Prints* (Macmillan and Co., 1892).
- [3] L. Gil, J. Lega, and J. L. Meunier, *Phys. Rev. A* **41**, 1138 (1990).
- [4] D. A. Egolf, *Physical Review Letters* **81**, 4120 (1998).
- [5] G. D. Granzow and H. Riecke, *Physical Review Letters* **87**, 174502 (2001).
- [6] P. Colinet, A. A. Nepomnyashchy, and J. C. Legros, *Europhysics Letters* **57**, 480 (2002).
- [7] P. Tóth, N. Éber, T. M. Bock, Á. Buka, and L. Kramer, *Europhysics Letters* **57**, 824 (2002).
- [8] K. E. Daniels and E. Bodenschatz, *Physical Review Letters* **88**, 034501 (2002).
- [9] Y. Young and H. Riecke, *Physical Review Letters* **90**, 134502 (2003).
- [10] Y. Young, H. Riecke, and W. Pesch, *New Journal of Physics* **5**, 135 (2003).
- [11] K. E. Daniels, C. Beck, and E. Bodenschatz, *Physica D Nonlinear Phenomena* **193**, 208 (2004).
- [12] C. Huepe, H. Riecke, K. E. Daniels, and E. Bodenschatz, *Chaos* **14**, 864 (2004).
- [13] T. Walter, W. Pesch, and E. Bodenschatz, *Chaos* **14**, 933 (2004).
- [14] H. Wang, *Physical Review Letters* **93**, 154101 (2004).
- [15] K. E. Daniels, B. B. Plapp, and E. Bodenschatz, *Physical Review Letters* **84**, 5320 (2000).
- [16] M. Auer, F. H. Busse, and R. M. Clever, *Journal of Fluid Mechanics* **301**, 371 (1995).
- [17] O. Brausch, Ph.D. thesis, Universität Bayreuth (2005).
- [18] J. R. de Bruyn, E. Bodenschatz, S. W. Morris, S. P. Trainoff, Y. Hu, D. S. Cannell, and G. Ahlers, *Review of Scientific Instruments* **67**, 2043 (1996).
- [19] L. S. Tsimring, *Physical Review Letters* **74**, 4201 (1995).