

Stringent Numerical Test of the Poisson Distribution for Finite Quantum Integrable Hamiltonians

A. Relaño,¹ J. Dukelsky,² J. M. G. Gómez,¹ and J. Retamosa¹

¹*Departamento de Física Atómica, Molecular y Nuclear,
Universidad Complutense de Madrid, E-28040 Madrid, Spain*

²*Instituto de Estructura de la Materia, CSIC, Serrano 123, 28006 Madrid, Spain*

Using a new class of exactly solvable models based on the pairing interaction, we show that it is possible to construct integrable Hamiltonians with a Wigner distribution of nearest neighbor level spacings. However, these Hamiltonians involve many-body interactions and the addition of a small integrable perturbation very quickly leads the system to a Poisson distribution. Besides this exceptional cases, we show that the accumulated distribution of an ensemble of random integrable two-body pairing hamiltonians is in perfect agreement with the Poisson limit. These numerical results for quantum integrable Hamiltonians provide a further empirical confirmation to the work of the Berry and Tabor in the semiclassical limit.

PACS numbers: 02.30.Ik (Sistemas Integrables), 05.45.Mt (Quantum Chaos+Semiclassical chaos)

The concept of quantum chaos still lacks a clear definition. The main ideas in this field have been obtained using the semiclassical approximation for quantum systems having a classical analogue. In a seminal paper, Bohigas *et al.* [1] conjectured that the fluctuation properties of generic quantum systems, which in the classical limit are fully chaotic, coincide with those of random matrix theory (RMT). This conjecture is strongly supported by experimental data, numerical calculations, and analytical work based on semiclassical arguments. For a generic quantum integrable system, Berry and Tabor [2] showed that under very general conditions the spectral fluctuations in the semiclassical limit are well described by the Poisson statistics, i. e. the successive energy levels are uncorrelated.

The analysis of spectral fluctuations provides an essential tool in the study of quantum chaos. Moreover, as RMT was introduced to explain the fluctuation properties of many-body systems like the atomic nucleus, it is usually considered that the level statistics establishes a link between many-body systems and the semiclassical picture. Actually, if the semiclassical limit is not valid, the comparison of the system spectral fluctuations with those predicted by RMT is the main criterion to decide whether the system dynamic is regular or chaotic. When spectral fluctuations fall very near the RMT predictions the quantum system is considered fully chaotic. On the contrary, if they follow closely enough the Poisson statistic, the system is considered regular. Therefore, the concepts of chaotic and regular quantum systems are not well established since they rely on results that have only been checked in the semiclassical limit.

Trying to get more insight on these ideas, we study the level statistics of quantum integrable systems that have complex classical analogues. Integrability is assured in quantum mechanics by the existence of a complete set of commuting operators whose eigenvalues are the constants of motion regardless of the semiclassical approximation. This allows us to test the validity of the Berry and Tabor

result for pure quantum integrable systems.

The level statistics of quantum integrable models has been analyzed in condensed-matter physics as well as in nuclear physics. Poilblanc *et al.* [3] studied the spectral fluctuation by finding the energy spectrum for several one-dimensional finite lattice models, like the Heisenberg model, the $t - J$ model and the Hubbard model. Alhassid and Novoselsky [4] studied the quantal fluctuations displayed by the energy levels in the Interacting Boson Model of nuclei. Recently, the realization of a Poisson distribution has been suggested as a detector of new integrable quantum chiral Potts models [5]. In each case, the integrable Hamiltonian is parameter independent, or it depends on a single free parameter like in the Hubbard model (the on-site repulsion U). The study of the spectral fluctuations has been carried out diagonalizing a definite Hamiltonian in the largest possible Hilbert space. In all cases of integrable quantum models, it was verified that the histogram of the near-neighbors level spacing could be well fitted by a Poisson distribution. These results provide a numerical support for the Berry and Tabor semiclassical demonstration [3, 4, 5], but the quality of the statistics is poor due to the small number of energy levels entering in the histogram. This is in contrast with the numerical testing of the Bohigas [1] conjecture, assigning a Wigner distribution to any non-integrable quantum hamiltonian, in which large ensembles of two-body random Hamiltonians were considered (for a review see [6]).

In this letter we study the level statistic of a new class of quantum integrable models: the Richardson-Gaudin models; they are based on the pairing interaction [7] and have a large number of free parameters which can be selected randomly. In particular we will study the rational model for which the quantum invariants have the form

$$R_i = K_i^0 + 2g \sum_{j(\neq i)} \frac{1}{\eta_i - \eta_j} \left\{ \frac{1}{2} (K_i^+ K_j^- + K_i^- K_j^+) + K_i^0 K_j^0 \right\} \quad (1)$$

where i labels the Ω levels of a single particle basis, η_i are Ω free real parameters and g is the pairing strength. The operators K^+, K^-, K^0 are the $SU(2)$ generators of the pair algebra in level i

$$K_i^0 = \frac{1}{2}(a_i^\dagger a_i + a_i^\dagger a_i - 1) \quad , \quad K_i^+ = \frac{1}{2}a_i^\dagger a_i^\dagger = (K_i^-)^\dagger \quad (2)$$

The operator K_i^+ creates a pair of particles in time reversal states in the double degenerated level i . The three generator close the commutation algebra $SU(2)$

$$[K_l^0, K_l^+] = \delta_{ll'} K_l^+ \quad , \quad [K_l^+, K_{l'}^-] = 2\delta_{ll'} K_l^0 \quad (3)$$

Based on this commutation algebra, it is straightforward to check that the operators (1) commute with one another for arbitrary values of g and the set of Ω parameters η . The rational model, as well as other models, are fully integrable and exactly solvable (for the exact eigenstates of these models see [7]).

Once the free parameters inside the R_i operators are fixed, it is possible to find their complete set of common eigenvalues r_i^α and eigenvectors $|\psi_\alpha\rangle$. Any function of the R_i operators defines a valid integrable Hamiltonian. In particular, linear combinations of the R_i operators produce quite general pairing hamiltonians

$$H = \sum_i \varepsilon_i R_i = \sum_i \varepsilon_i K_i^0 + g \sum_{j(\neq i)} \frac{\varepsilon_i - \varepsilon_j}{\eta_i - \eta_j} \left\{ \frac{1}{2} (K_i^+ K_j^- + K_i^- K_j^+) + K_i^0 K_j^0 \right\} \quad (4)$$

Contrary to the integrable Hamiltonians cited in the introduction, these new class of integrable Hamiltonians depend on $(2\Omega+1)$ free, real and independent parameters. Combinations of higher rank quantum invariants would give larger sets of free parameters. Within this very large parameter space it is worth to explore the possibility of finding chaotic spectra, contradicting the Berry and Tabor hypothesis. Therefore the usual distinction between chaos and regularity by means spectral statistics would become doubtful.

To shed some light on this question we have tried to fit several chaotic spectra using the class of Hamiltonians (4) for different values of Ω and different particle pair numbers N . These chaotic spectra were obtained by diagonalizing a random matrix with the appropriate dimension. The dimension of the Hilbert space for a system with Ω levels and N fermion pairs is given by $D = \binom{\Omega}{N}$.

Thus, is usually much larger than the number of Hamiltonian parameters $2\Omega + 1$, and therefore it is impossible to obtain an exact replica of the actual random matrix spectrum. However, we can only get an approximation to this spectrum. In all the cases the best parameter set leads to a Hamiltonian whose spectrum shows Poisson level fluctuations, as predicted by Berry and Tabor.

Nevertheless, as we have commented above, it is still possible to consider more general Hamiltonians using the R_i operators. These Hamiltonians involve many body forces represented by combinations of higher rank R operators. Knowing the dimension D of the Hilbert space for a system with Ω levels and N fermion pairs, we propose the following class of integrable Hamiltonians with many body forces.

$$H = \sum_{i_1 > i_2 > \dots > i_N} \varepsilon_{i_1, i_2, \dots, i_N} R_{i_1} R_{i_2} \dots R_{i_N} \quad (5)$$

If we fix the η_i parameters and the value of g inside the R_i operators entering in (5), the number of free parameters $\varepsilon_{i_1, i_2, \dots, i_N}$ in the hamiltonian is precisely equal to the dimension of the Hilbert space D . Therefore, the d eigenvalues of a non-integrable pairing Hamiltonian with a typical chaotic spectrum can be exactly fitted with the Hamiltonian (5) by solving a linear set of equations for the D unknowns $\varepsilon_{i_1, i_2, \dots, i_N}$.

We have considered several cases with $(\Omega, N) = (10, 6)$ $(11, 6)$, $(12, 6)$ and $(13, 6)$; the corresponding dimensions of the Hamiltonian matrices are $D = 210, 462, 924, 1716$ respectively. In each case we have been able to fit a chaotic spectra with the appropriate dimensionality obtaining an exception to the Berry and Tabor result. Actually, exceptions to this rule were already known: for example, Crehan [8] proved that any spectral sequence obeying a certain growth restriction is the quantum spectrum of an equivalence class of classically integrable non-linear oscillators. Our result, however, is quite more enlightening because it provides an example of a full and realistic quantum system where the semiclassical result of Berry and Tabor does not apply.

Our findings rise the question of how stable are these solutions against small perturbations of the Hamiltonian parameters within the parameter space and whether finite size effects may affect these properties. To study these two points the Hamiltonians obtained in the previous fit are perturbed as follows. Each parameter $\varepsilon_{i_1, i_2, \dots, i_N}$ in (5) is replaced by

$$\varepsilon \longrightarrow \varepsilon' = \varepsilon(1 + s\lambda) \quad (6)$$

where λ stands for the perturbation strength and s is a phase chosen at random. Notice that the new Hamiltonian is also a linear combination of the R_i operators and therefore it is integrable. The spectra of the perturbed Hamiltonians are analyzed by means of the nearest neighbor spacing distribution $p(s)$. To quantify the chaoticity

of the system in terms of a single parameter ω , we fit the $p(s)$ histogram to the Brody distribution $P(s, \omega)$ [9] using a least-squares method. The resulting distribution interpolates between the Poisson limit ($\omega = 0$) and the Wigner limit ($\omega = 1$).

Fig. 1 displays in a semi-logarithmic scale the Brody parameter ω as a function of the perturbation strength λ for the four (Ω, N) examples we have considered before. In all the cases a very small perturbation is enough to drive the system to the Poisson limit. For the smallest system we considered ($D = 210$) a perturbation $\lambda \sim 10^{-5}$ is enough to obtain poissonian spectral fluctuations, while for the largest system ($D = 1716$) three order of magnitude less are required. Clearly, the trend is that larger systems require smaller perturbations.

On the light of these results we conclude that it is necessary to consider integrable hamiltonians with many-body interactions in order to obtain a chaotic-like energy spectrum. However, small perturbations within the integrable space of parameters restore the poissonian like spectrum. We conjecture that for very large Ω and N values a chaotic spectra would correspond to isolated points in the parameter space and that a infinitesimal perturbation within this space would immediately drive the system to a Poisson distribution.

In view of the previous results, one would expect that a more physically sound family of pairing Hamiltonians with two body forces like (4) should give rise to a clean Poisson level statistics. In order to verify the correctness of this statement we have studied an ensemble of Hamiltonians (4) that we shall call “Two Body Pairing Random Ensemble” (**TBPRe**). We selected the case of $(\Omega, N) = (13, 6)$, corresponding to largest dimension $D = 1716$. For the sake of simplicity, the η_i parameters and the strength g were given fix values and the ε_i coefficients were selected randomly. The quantum invariants R_i (1) are independent of the ε_i parameters and therefore, their corresponding eigenvalues stay the same for the whole ensemble. In our calculations we have used 200 ensemble members.

The short and long range spectral correlations of this ensemble have been analyzed by means of the usual level statistics distribution $p(s)$ and by the rigidity $\Delta_3(L)$ respectively. In the Poisson limit, characteristic of a regular system, the nearest neighbor spacing distribution behaves as $p(s) = \exp(-s)$ and $\Delta_3(L) = L/15$. Fig. 2 compares the $p(s)$ distribution for our ensemble with the expected Poisson limit. It can be seen that the histogram and the theoretical curve match perfectly. Fig. 3 shows the calculated $\Delta_3(L)$ and compares it to the Poisson limit $L/15$. The agreement is almost perfect up to $L \simeq 40$; for larger L values the Δ_3 shows a slight upbending from the Poisson straight line. The calculation of the rigidity is quite sensitive to unfolding procedure. When the mean level density is not accurate enough known, the unfolding method will introduce accumulated errors that eventually give rise to a spurious increase of the $\Delta_3(L)$ for large L values [10]. The results shown in these two

figures make it possible to conclude that the TBPRe spectral fluctuations are very well described by the Poisson statistic. Actually, Figures 2 and 3 constitute the most precise numerical verification of the Berry and Tabor theoretical proof due to the fact that we were able to accumulate statistics by using an ensemble of random integrable Hamiltonians (**TBPRe**) which, to the best of our knowledge, it wouldn't be possible for any other integrable model.

To support in a more precise way this conclusion we consider again the $p(s)$ statistics. As this statistics is less sensitive to the unfolding procedure than the Δ_3 , small deviations from the theoretical Poisson prediction can be connected to the actual characteristics of the system dynamics. To avoid any effects related to the bin size in the $p(s)$ histogram, we will use the accumulated nearest neighbor spacing distribution $n(s) = \int_0^s P(s') ds'$, which for Poisson $p(s)$ distribution it is given by $n^{Poisson}(s) = 1 - \exp(-s)$. We define a “distance” between the calculated $n(s)$ distribution and the Poisson limit as

$$\delta^2 = \int_0^\infty |n(s) - n^{Poisson}(s)|^2 ds. \quad (7)$$

We consider four *TBPRe* with $(\Omega, N) = (11, 6)$, $(12, 6)$, $(13, 6)$ and $(14, 6)$. The matrix dimensions for these ensembles are $D = 462, 924, 1716$ and 3003 respectively. In order to have approximately 2×10^5 spacings in each of the four ensembles, different number of members were chosen for each one of them. Fig. 4 shows the logarithm of the average distance δ as a function of the matrix dimensionality D . The most relevant observed feature is that δ decreases by an order of magnitude as the dimensionality increases from $D = 462$ to $D = 3003$. Moreover, the smooth and monotonous decrease of this function suggests that it goes to zero in the large D limit.

Summarizing, the use of a new family of fully integrable and exactly solvable pairing models with a large number of free parameter which can be selected at random allowed us to perform several stringent tests of the Berry and Tabor semiclassical proof. Based on the numerical results obtained, we conclude that quantum integrable systems indeed follow a Poisson distribution of nearest neighbor level spacings for large enough systems. Exceptions to this rule can be found, but we showed that they are isolated solutions of high rank Hamiltonians and that they quickly decay to a Poisson distribution with an infinitesimal integrable perturbation. After completion of this work, we were aware of a recent paper by Benet, Leyvraz and Seligman[11] in which they are able to construct an ensemble of integrable bosonic hamiltonians, whose members display with probability one GOE or GUE statistics

We thank O. Bohigas, P. Leboeuf and G. Sierra for useful discussions. This work has been supported by grants BFM2000-1320-C02-02 and BFM2000-0600

-
- [1] O. Bohigas, M. J. Giannoni and C. Schmit, Phys. Rev. Lett. **52**, 1 (1984).
 - [2] M. V. Berry and M. Tabor, Proc. R. Soc. London A **356**, 375 (1977).
 - [3] D. Poilblanc, T. Ziman, J. Bellissard, F. Mila and G. Montambaux, Europhys. Lett. **22**, 537 (1993).
 - [4] Y. Alhassid and A. Novoselsky, Phys. Rev. C **45**, 1677 (1992).
 - [5] J. Ch. Angles d'Auriac, J. M. Maillard and C. M. Viallet, cond-mat/0205101.
 - [6] V. K. B. Kota, Phys. Rep. **347**, 223 (2001).
 - [7] J. Dukelsky, C. Esebbag and P. Schuck, Phys. Rev. Lett. **87**, 066403 (2001).
 - [8] P. Crehan, J. Phys. A **28**, 6389 (1995).
 - [9] T. A. Brody, J. Flores, J. B. French, P. A. Mello, A. Pandey and S. S. M. Wong, Rev. Mod. Phys. **53**, 385 (1981).
 - [10] J. M. G. Gómez, R. A. Molina, A. Relaño and J. Retamosa, Phys. Rev. E **66**, 036209, (2002).
 - [11] L. Benet, F. Leyvraz and T. H. Seligman, Phys. Rev. E **68**, 045201(R), (2003).

Figure captions

Fig. 1 Variation of the Brody parameter ω as a function of the perturbation strength λ for $(\Omega, N) = (10, 6)$, $(11, 6)$, $(12, 6)$ and $(13, 6)$

Fig. 2 Nearest neighbor spacing distribution, $P(s)$, for 200 **TBP**RE members. The dashed curve correspond to the Poisson limit.

Fig. 3 $\overline{\Delta_3(L)}$ statistic calculated for 200 **TBP**RE members. The dashed line represents the Poisson values.

Fig. 4 Logarithmic plot of the average quadratic distance, δ^2 , between the accumulated nearest spacing distribution obtained from the 200 **TBP**RE members and the Poisson limit, given by $n^{Poisson}(s) = 1 - \exp(-s)$.

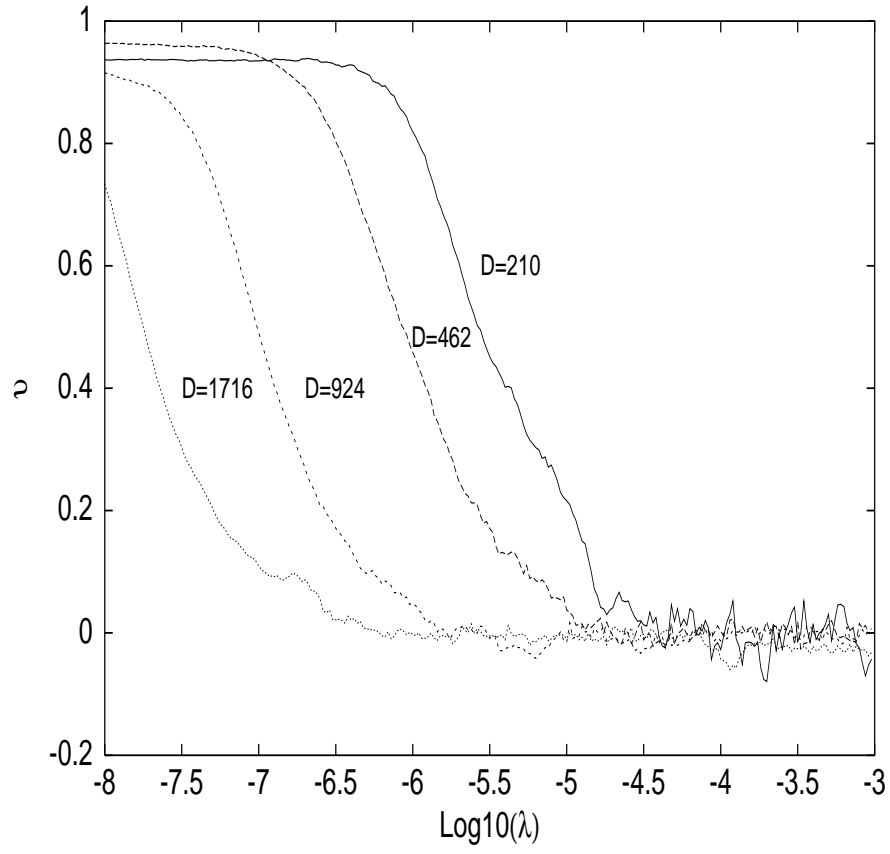


FIG. 1:

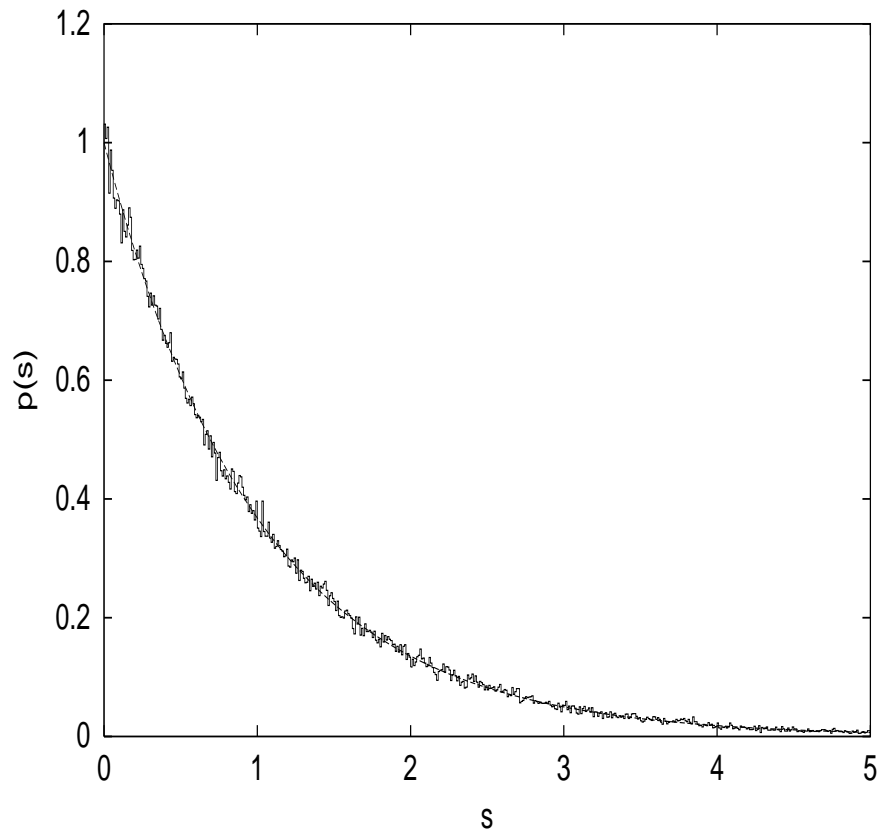


FIG. 2:

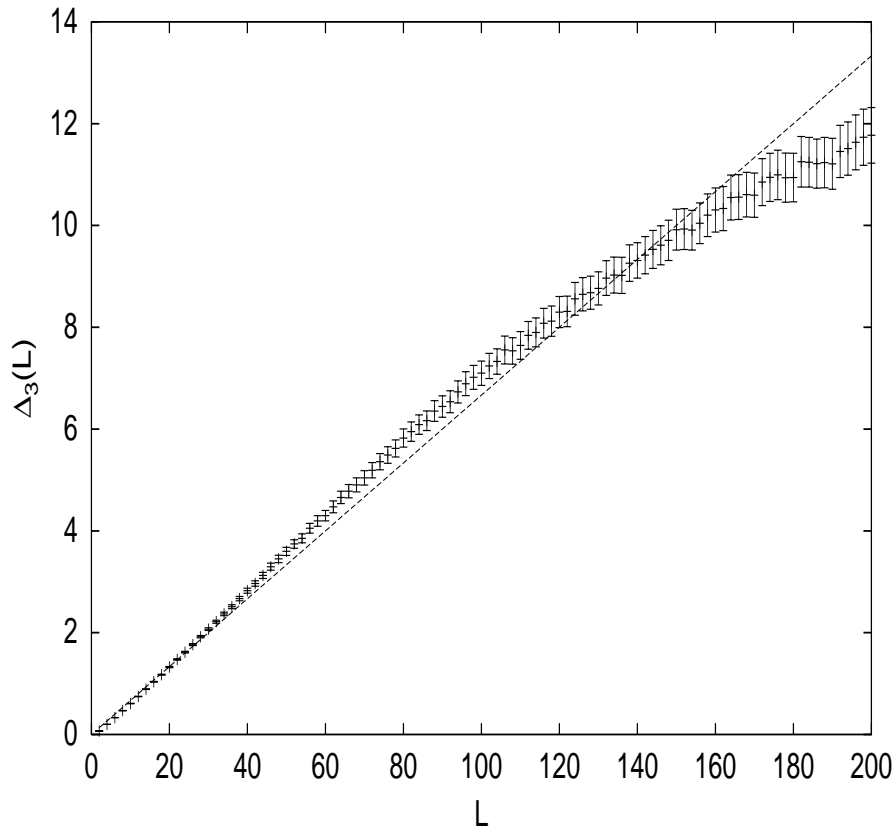


FIG. 3:

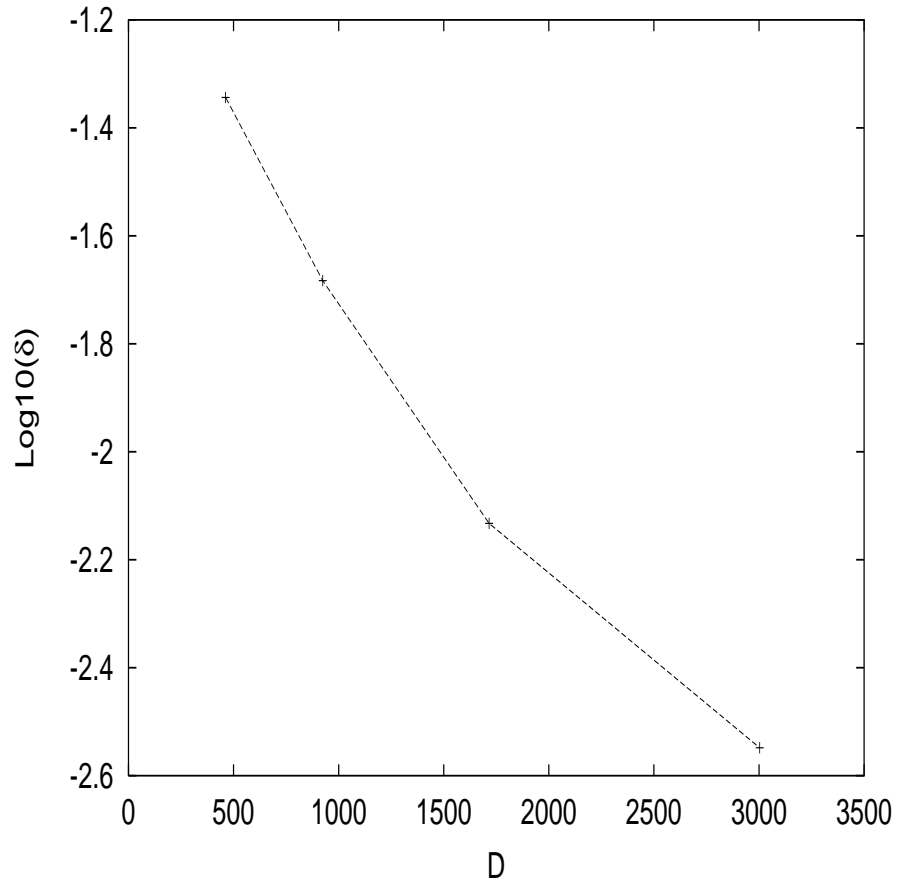


FIG. 4: