

# A spatiotemporal-chaos-based cryptosystem taking advantages of both synchronous and self-synchronizing schemes

Huaping Lü<sup>1,2</sup>, Shihong Wang<sup>1</sup>, Xiaowen Li<sup>1</sup>, Guoning

Tang<sup>1</sup>, Jinyu Kuang<sup>3</sup>, Weiping Ye<sup>3</sup>, Gang Hu<sup>4,1,5\*</sup>

<sup>1</sup>*Department of Physics, Beijing Normal University, Beijing 100875, China*

<sup>2</sup>*Department of Physics, Xuzhou Normal University, Xuzhou 221009, China*

<sup>3</sup>*Department of Electronics, Beijing Normal University, Beijing 100875, China*

<sup>4</sup>*China Center for Advanced Science and Technology (CCAST) (World Laboratory),  
P.O.Box 8730, Beijing 100080, China and*

<sup>5</sup>*The Key Laboratory of Beam Technology and  
Material Modification of Ministry of Education,  
Beijing Normal University, Beijing 100875, China*

*\*Correspondent author (Email: ganghu@bnu.edu.cn)*

(Dated: November 3, 2018)

## Abstract

Two-dimensional one-way coupled map lattices are used for cryptograph where multiple space units produce chaotic outputs in parallel. One of the outputs plays the role of driving for synchronization of the decryption system while the others perform the function of information encoding. With this separation of functions the receiver can establish a self-checking and self-correction mechanism, and enjoys the advantages of both synchronous and self-synchronizing schemes. A comparison between the present system with the system of Advanced Encryption Standard, AES, is presented in the aspect of channel noise influence. Numerical investigations show that our system is much stronger than AES against channel noise perturbations, and thus can be better used for secure communications with large noise channel exists in open channels, *e.g.*, mobile-phone secure communications.

PACS numbers: 05.45.Vx, 05.45.Ra, 43.72.+q

Since the pioneering work by Pecora and Carrol, chaos-based secure communication has attracted great attention [1, 2, 3, 4, 5, 6, 7, 8, 9, 10]. In the first stage, chaos communication focused on how to hide secret message in chaotic signals and how to establish communication links between transmitters and receivers through various methods of chaos synchronization. After its development of a decade, now any new valuable designs of chaotic cryptosystems should be examined from the standard evaluations of overall cryptographic properties popularly used in conventional secure communications. Among these properties, the following three criterions are the most important: security; efficiency of performance; and robustness against channel noise (realizability) [11, 12, 13]. In this paper we will focus the property of resistance against noise disturbances in transmission channels, this property is closely related to the cryptographic methods and schemes.

For performing secure communications various encryption methods, including conventional methods and chaos-based ones, have been proposed of which all stream cipher cryptosystems can be classified to two schemes, synchronous scheme and self-synchronizing scheme. Each scheme has its own advantages as well as its disadvantages. Let us consider chaos-based cryptosystems for explaining this matter.

With synchronous scheme both transmitter and receiver use identical autonomous chaotic systems for encryption and decryption transformations. The synchronization between the transmitter and the receiver is achieved by choosing same initial conditions, and the ciphertexts transmitted in the open channel plays no role for chaos synchronization. In this case, the initial values of chaotic variables often serve as secret the key for the security. A serious problem of this scheme is that the synchronization between the transmitter and the receiver, *i.e.*, the realizability of the communication, is unstable against certain mismatches between the both sides in communication. In particular, this scheme has the following disadvantages.

(i) To be resistant against plaintext-known attacks, one has to use different initial conditions for different times of communications, *i.e.*, use  $\mathbf{x}_0 = \mathbf{a} + \mathbf{b}$ ,  $\mathbf{x}_0 = (x_1, x_2, \dots, x_m)$ , as the initial values of the dynamical variables where  $\mathbf{a} = (a_1, a_2, \dots, a_m)$  is kept unknown for public as private the key which is unchanged for different communications while  $\mathbf{b} = (b_1, b_2, \dots, b_m)$  is changed in different communications and it is transmitted in open channel. During the open channel transmission any bit error of  $\mathbf{b}$  can cause the collapse of chaos synchronization between the transmitter and the receiver and definitely destroy the whole communication.

(ii) With synchronous scheme, both transmitter and receiver perform parallel chaotic motions,

any encryption and decryption transformations should be adjusted in synchronized time. Therefore, any missing of bits or packets of bits in transmitted ciphertexts may break the synchronization. (iii) Any temporary perturbations in encryption and decryption systems can definitely destroy the whole communication, and this breakdown cannot be overcome during the same communication. Nevertheless, synchronous scheme has some advantages balancing its disadvantages. A remarkable advantage is that the synchronous scheme has no bit error avalanche effect. The synchronization between the transmitter and the receiver is realized by taking identical initial conditions, and the transmitted ciphertexts do not play the role of driving for synchronization of the receiver. Thus, one bit error in the ciphertexts causes one bit error only in the received plaintext, and the system can be rather robust against strong noise perturbations in the communication channel.

With self-synchronizing scheme, the encryption dynamics of the transmitter is chaotic, and the signal transmitted in the open channel now plays double roles of information carrier (ciphertexts) and the receiver driving for chaos synchronization. The receiver does not take (and actually does not know) the initial condition of the transmitter, and it reaches synchronization to the transmitter from arbitrary initial condition through the driving of the transmitted signal. In this case, the self-synchronizing scheme enjoys desirable advantages of stability of communication. It does not need to transmit initial condition; and it can automatically recover chaos synchronization and successful communication after any breaks due to bit or bit packet missing, or due to temporary disorders of the transmitter and the receiver, because the subsequent driving signal can resynchronize the receiver and avoid collapse of communication. However, the self-synchronizing scheme has its own disadvantages as well. An error in the driving bit may cause a large number of error bits in the received plaintexts, this is the so-called bit error avalanche effect. With this effect, the self-synchronizing scheme becomes weak in resistance against channel noise, and the robustness of self-synchronizing secure communications in strong noise environment is usually much worse than the secure communications of synchronous scheme.

All cryptosystems (both chaos-based and conventional ones) can be classified to one of the above two schemes. It is noticed that typical block cipher systems like Advanced Encryption Standard, AES, can be regarded to belong to the self-synchronizing scheme because in block cipher systems the ciphertexts are used as the driving signal of the inverse computations of the receiver, and they enjoy the advantages of stability of the self-synchronizing scheme as

well as suffer from the bit error avalanche disadvantage of the same scheme.

The central task of the present paper is to suggest, for the first time to our knowledge, a cryptosystem based on spatiotemporal chaos which combines the advantages of both synchronous and self-synchronizing schemes and avoid their disadvantages. In [14] we proposed to use spatiotemporally chaotic cryptosystems to reach high security; in [15] we suggested to simultaneously use many chaotic outputs from different space units to provide high encryption (decryption) efficiency; and in [16] we suggested to combine the methods of [14] and [15] to achieve optimal overall cryptographic properties, *i.e.*, high security and fast encryption (decryption) speed. In all the above works we used clearly self-synchronizing cryptographic scheme. In the present paper we will go further from [14] and [16] by separating the transmitted signals to two distinctive parts, one driving signal for the function of synchronizing the receiver and the other ciphertext signal for the function of information carrier (note, in the typical self-synchronizing scheme both functions are performed simultaneously by the same transmitted signal). With this separation of functions, our cryptosystem enjoys all the advantages of both synchronous and self-synchronizing schemes and avoids their own disadvantages.

We use the following one-way coupled map lattice [16] for

Encryption transformation:

$$\begin{aligned}
x_{n+1}(j) &= (1 - \varepsilon)f_j[x_n(j)] + \varepsilon f_{j-1}[x_n(j-1)] \\
f_0(x) &= 4x(1-x) \\
f_j(x) &= a_j x(1-x), \quad j = 1, 2, \dots, m
\end{aligned} \tag{1a}$$

$$\begin{aligned}
z_{n+1}(0,0) &= (1 - \varepsilon)f[z_n(0,0)] + \varepsilon f_m[x_n(m)] \\
y_n(0,0) &= z_n(0,0) \times 2^h \mod 1 \\
f(x) &= 4x(1-x)
\end{aligned} \tag{1b}$$

$$\begin{aligned}
y_{n+1}(1,0) &= (1 - \varepsilon)f[y_n(1,0)] + \varepsilon f[y_n(0,0)] \\
y_{n+1}(0,1) &= (1 - \varepsilon)f[y_n(0,1)] + \varepsilon f[y_n(0,0)]
\end{aligned}$$

$$\begin{aligned}
y_{n+1}(j_1, 0) &= (1 - \varepsilon)f[y_n(j_1, 0)] + \varepsilon\{0.8f[y_n(j_1 - 1, 0)] + 0.2f[y_n(j_1 - 2, 0)]\}, \\
j_1 &= 2, \dots, N \\
y_{n+1}(0, j_2) &= (1 - \varepsilon)f[y_n(0, j_2)] + \varepsilon\{0.2f[y_n(0, j_2 - 1)] + 0.8f[y_n(0, j_2 - 2)]\}, \\
j_2 &= 2, \dots, N
\end{aligned} \tag{1c}$$

$$\begin{aligned}
y_{n+1}(j_1, j_2) &= (1 - \varepsilon)f[y_n(j_1, j_2)] + \varepsilon\{0.5f[y_n(j_1 - 1, j_2)] + 0.5f[y_n(j_1, j_2 - 1)]\}, \\
2 &\leq j_1 + j_2 \leq N
\end{aligned} \tag{1d}$$

$$\begin{aligned}
S_n(j_1, j_2) &= [K_n(j_1, j_2) + I_n(j_1, j_2)] \bmod 2^\nu, \\
K_n(j_1, j_2) &= [\text{int}(y_n(j_1, j_2) \times 2^\mu) \bmod 2^\nu, \quad 2 \leq j_1 + j_2 \leq N
\end{aligned} \tag{2a}$$

$$D_n = [\text{int}(y_n(N/2, N/2) \times 2^\mu) \bmod 2^\nu \tag{2b}$$

$$x_n(0) = D_n \times 2^{-\nu}$$

where parameter  $a_j$ ,  $j = 1, 2, \dots, m$  are kept secret, serving as the private key,  $S_n(j_1, j_2)$  are ciphertexts, carrying information of plaintexts, and  $D_n$  serves as the driving signal. Both  $S_n(j_1, j_2)$  and  $D_n$  are transmitted in the public channel to the receiver. For specific we will, throughout the paper, take parameters  $h = 26$ ,  $\mu = 58$ ,  $\nu = 32$ ,  $\varepsilon = 0.99$ ,  $m = 3$ ,  $N = 6$ , and  $a_1 = a_2 = a_3 = 3.7$ .

The decryption transformation of the receiver can be obtained symmetrically by replacing  $x_n(j)$ ,  $z_n(0, 0)$ ,  $y_n(j_1, j_2)$ , the key  $\mathbf{a} = (a_1, a_2, \dots, a_m)$ , with  $x'_n(j)$ ,  $z'_n(0, 0)$ ,  $y'_n(j_1, j_2)$ , and the test key  $\mathbf{b} = (b_1, b_2, \dots, b_m)$ , respectively, and with

$$x'_n(0) = x_n(0) = D_n/2^\nu \tag{3}$$

or

$$x'_n(0) = D'_n/2^\nu$$

Moreover, the plaintext can be extracted by the receiver as

$$\begin{aligned}
I'_n(j_1, j_2) &= [S_n(j_1, j_2) - K'_n(j_1, j_2)] \bmod 2^\nu, \\
K'_n(j_1, j_2) &= [\text{int}(y'_n(j_1, j_2) \times 2^\mu) \bmod 2^\nu
\end{aligned} \tag{4a}$$

$$D'_n = [\text{int}(y'_n(N/2, N/2) \times 2^\mu)] \mod 2^\nu \quad (4b)$$

By taking the secret key identical to the transmitter  $b_j = a_j, j = 1, 2, \dots, m$ , the receiver can reach synchronization with the transmitter, and then correctly receive the private message as

$$\begin{aligned} y'_n(j_1, j_2) &= y_n(j_1, j_2), \quad K'_n(j_1, j_2) = K_n(j_1, j_2), \quad D'_n = D_n \\ I'_n(j_1, j_2) &= I_n(j_1, j_2), \quad 2 \leq j_1 + j_2 \leq N \end{aligned} \quad (5)$$

The schematic encrypting structure is given in Fig.1(a). First, we use a 1D lattice chain of length  $m = 3$  (three circles) for setting the secret keys  $\mathbf{a} = (a_1, a_2, a_3)$  in Eq.(1a). This arrangement can guarantee full sensitivity of the encryption processes to all key parameters on one hand, and reduce as much as possible the number of noncipher sites on the other hand. Second, following the 1D chain is a 2D one-way coupled map lattice of Eqs.(1c) and (1d), producing  $W = 25$  chaotic sequences (the square sites of Fig.1(a)), in parallel for fast encryption. The 2D structure is for reducing the system length and thus effectively reducing synchronization time and the associated error bit avalanches. And the nearest neighbor and next to the nearest neighbor coupling structure of Eq.(1c) is for enormously increasing the cost of any inverse analytical computation attacks. Third, there are two mod operations Eqs.(1b) and (2a) which may considerably enhance the sensitivity of chaos synchronization to the key parameter variations, and thus reach high practical encryption security. Finally, all the square maps output signals in parallel of which the  $W = 24$  empty squares encrypt plaintexts  $[S_n(j_1, j_2) = K_n(j_1, j_2) \oplus I_n(j_1, j_2), \text{ see Eq. (2a)}]$  and produce ciphers, and the single black square produces driving signal  $D_n$  which does not encrypt any plaintext and feeds back to drive the coupled maps lattice by  $x_n(0) = D_n/2^\nu$ . The decryption transformation of the receiver has similar structure to Fig.1(b), where the driving and decrypting are organized by  $x'_n(0) = D_n/2^\nu, I'_n(j_1, j_2) = S_n(j_1, j_2) \ominus K'_n(j_1, j_2)$  as defined in Eq.(4a). With  $b_j = a_j, j = 1, 2, 3$  we can obtain spatiotemporal chaos synchronization between the transmitter and the receiver, and thus the receiver can obtain  $I'_n(j_1, j_2) = I_n(j_1, j_2)$ .

There are two crucial key points of our cryptosystem should be emphasized. First, in the transmitter we use signal  $D_n$  for the feedback  $x_n(0) = D_n/2^\nu$ . Since  $D_n$  does not

make encrypting, the encryption system is autonomous spatiotemporal chaos (with conventional self-organizing scheme, the encryption system is nonautonomous chaos with plaintext involving in the dynamics). Second, in the receiver the two functions of ciphertexts and synchronization driving, which are usually played by the same transmitted signal simultaneously in self-synchronizing scheme, are now played separately by two different parts of transmitted bits:  $S_n(j_1, j_2)$  from the empty squares serve as the ciphertexts (which play no role of driving) while  $D_n$  from the black square serves as the driving signal synchronizing the decryption system (which does not produce ciphers). The most significant point is that the decryption system can produce a driving signal  $D'_n$  by its own dynamics [see Fig.1(b)], which must be identical to the transmitted driving signal  $D_n$ ,  $D'_n = D_n$ , if chaos synchronization between the transmitter and the receiver is achieved. This identity can be used by the receiver to check the validity of the communication and to correct errors whenever the transmitted driving  $D_n$  is disturbed by noise in the open channel, as we will see later. This self-checking and self-correcting capacity of the receiver is a great advantage of our cryptosystem over all known methods of both synchronous and self-synchronizing schemes.

With the above mechanism our cryptosystem enjoys all the advantages of both self-synchronizing and synchronous schemes, and avoid their disadvantages. On one hand, we do not need to transmit initial condition for each communication, and do not suffer from the collapse caused by bit and bit packet loss or by temporary disturbances of the transmitter and the receiver machines. On the other hand, our system enjoys all the advantages of synchronous scheme as well. In particular, the bit errors of the transmitted driving signal can be checked and corrected, and the bit error avalanche caused by the open channel noise can be practically eliminated. The present cryptosystem has strong robustness against channel noise. These conclusions will be fully confirmed by the following numerical computations.

First let us specify the detail of numerical simulations of our system. We use two computers, one serves as the transmitter and the other as the receiver, for simulating chaos-based secure communications by using Eqs.(1)–(5) with the given parameters for simulations. The plaintexts  $I_n(j_1, j_2)$  are arbitrarily chosen. In each communication the initial condition of the transmitter is chosen as random numbers, and different communications take different initial conditions. The receiver takes initial conditions also randomly, which are different from those of the transmitter. Starting each communication, the transmitter first send driving bits  $D_n$  to the receiver only for about 30 iterations in our case (slight less than 1K bits), these

driving signal bits are enough to synchronize the decryption system. After this transient, the transmitter send both ciphertexts  $S_n(j_1, j_2)$  and driving  $D_n$  in the same open channel, and then the standard secure chaotic communication works. We simulate noise disturbance in the open channel by certain bit error rate of transmitted signal that each transmitted bit has a probability  $P$  to alternate its value from 1 to 0 (also from 0 to 1). During the normal communication the receiver can continually receive the transmitted driving signal  $D_n$  and autonomously produce its own driving signal  $D'_n$ . The receiver can compare  $D'_n$  with  $D_n$ , and monitor the bit errors between  $D_n$  and  $D'_n$ . Suppose the number of error bits between  $D_n$  and  $D'_n$  is  $E_n$ , the receiver can distinguish three different situations. (i)  $E_n = 0$ , the normal communication will be continued since full synchronization is kept. (ii)

$$0 < E_n < A, \quad A \ll \nu \quad (6)$$

then most of bits of  $D_n$  and  $D'_n$  coincide with each other, indicating synchronization between the transmitter and the receiver, and a small number of nonidentical bits are due to the  $D_n$  bit errors caused by the channel noise. In this case, the receiver can use  $D'_n$  replacing  $D_n$  to drive the decryption system for avoiding bit error avalanche of  $D_n$ . Here  $A$  is chosen to be "sufficiently small" that sufficiently many identical bits of  $D_n$  and  $D'_n$  convince the chaos synchronization of the transmitter and the receiver, and "sufficiently large" that the affect of channel noise can be effectively eliminated. In our simulations we take  $A = 8$  for the total  $\nu = 32$  bits of  $D_n$  (also  $D'_n$ ). (iii) If  $E_n > A$ , it is assumed that the synchronization between the transmitter and the receiver may be broken due to, *e.g.*, bit packet missing or some temporary disturbance of the transmitter or receiver machines, we thus take  $D_n$  as the driver of the decryption system for recovering the chaos synchronization.

In summary, with condition (ii) [Eq.(6)] we judge successful chaos synchronization between the transmitter and the receiver with the transmitted driving signal having certain error bits caused by channel noise, and then we use  $D'_n$  as driving for avoiding bit error avalanche; with condition (iii) it becomes possible that chaos synchronization may be broken due to some reasons, we thus use  $D_n$  as driving for synchronization and avoiding possible communication collapse; and with condition (i) chaos synchronization and normal communication are guaranteed, we can use either  $D_n$  or  $D'_n = D_n$  for driving.

Of course, chaos synchronization can be broken even in the case of (ii). The largest probability for this event to happen once can be easily computed by the error function



$$Q_1 \approx \frac{1}{\sqrt{2\pi\nu\sigma}} \int_{\nu-A}^{\nu} e^{-\frac{(x-\frac{\nu}{2})^2}{2\nu\sigma}} dx \approx \frac{1}{\sqrt{2\pi\nu\sigma}} e^{-\frac{(\frac{\nu}{2}-A)^2}{2\nu\sigma}}$$

$$\sigma = \frac{1}{4} \quad (7)$$

with

$$\nu = 32, \quad A = 8 \quad (8)$$

we have  $Q_1 \approx 2 \times 10^{-3}$ . And the largest probability for these events to happen successively  $J$  times is

$$Q_J = Q_1^J \approx 2^J \times 10^{-3J} \quad (9)$$

which goes to zero very quickly as  $J$  increases (actually,  $J=2$  is already hardly observable). Therefore, chaos synchronization breaking due to any reasons can be found almost immediately, and synchronization can be reestablished easily with the  $D_n$  driving.

On the other hand, with function (ii) our system is very strong in resistance against channel noise. Suppose the bit error probability of  $D_n$  caused by channel noise is  $P$ . With Eq.(6) this noise has probability  $q$  to cause avalanche

$$q = \sum_{k=A+1}^{\nu} C_{\nu}^k P^k (1-P)^{\nu-k} \approx \sum_{k=A+1}^{\nu} C_{\nu}^k P^k e^{-P(\nu-k)}$$

$$= e^{-P\nu} \sum_{k=A+1}^{\nu} C_{\nu}^k P^k e^{Pk} \quad (10)$$

Let us define  $R$  as the error rate of the received plaintext

$$R = \frac{M_e}{M} \quad (11)$$

with  $M$  being the total number of transmitted ciphertext bits and  $M_e$  being the error bits among these  $M$  bits. If we have

$$R \approx P \quad (12)$$

the avalanche effect can be regarded to be ineffective and our chaos-based secure communication is as strong as normal nonsecure communication in resistance against channel noise.

With (8) and (10), Eq.(12) is valid up to  $P \approx 1/30$  (then we have  $q < \sum_{n=9}^{32} \frac{1}{n!} \approx 2.5 \times 10^{-6}$  probability for a bit to cause an avalanche and a single avalanche can cause about  $9 \times 10^3$  error bits in our system).

For comparison we also simulate secure communication by applying AES cryptosystem. This system has an avalanche of 128 bits, *i.e.*, any bit error in the transmitted ciphertext can cause 128-bit errors in the received plaintext. As a complete comparison we should investigate all the properties of security, performance and robustness of the cryptosystems. The security problem has been studied in detail in Refs.[14] and [16], performance problem is analyzed in great detail in [16] for software realization. Our chaos-based cryptosystem has encryption (decryption) speed 2 to 3 times faster than that of AES with 128-bit key [17] because the former takes parallel outputs and one-round encryption structure. We have confirmed this conclusion by using different computers and by taking windows 2000 operating system and C compiler (in comparisons, both cryptosystems were computed with same computers). In the present work we focus on the comparison of robustness of both systems against channel noise, simulated by bit error probability of the transmitted signal.

In Fig.2 we plot the error rate of the received plaintext  $R$  against the channel noise of error probability  $P$  for our spatiotemporal-chaos-based cryptosystem. For each plot we take  $M = 10^5$  and  $\langle R \rangle$  is an average of 1000 simulating communications. Complete information loss is identified when  $\langle R \rangle = 0.5$ . It is remarkable that difference between our secure communication with regular nonsecure communication ( $\langle R \rangle \gg P$ ) can be observed only after  $P > \frac{1}{30}$  at which any normal (nonsecure) voice communication is no longer valid. Thus, in our case the operations of information encryption and decryption do not practically reduce the robustness of communications.

In Fig.3 we do the same as Fig.2 with the AES system investigated. For small  $P$ ,  $\langle R \rangle$  vs.  $P$  curves show linear relation with slopes approximately equal to 64. This behavior is well expected based on its 128-bit error avalanche. The curve saturates to  $\langle R \rangle \approx 0.5$  at  $p \approx 0.03$ , this is sharply different from Fig.2 where the saturation to  $\langle R \rangle \approx 0.5$  occurs at about  $p \approx 0.1$ . And the AES system cannot be used (unless additional bits are used for error corrections) for voice communication for  $P > 10^{-3}$  at which we have  $\langle R \rangle \approx \frac{1}{20}$ , breaks of communications but our chaos-based system has  $\langle R \rangle \approx \frac{1}{30}$  up to  $P \approx \frac{1}{30}$ . It is clear that our spatiotemporal-chaos-based cryptosystem is much stronger than AES in resistance against channel noise.

In the investigations of Fig.2 and Fig.3, we consider only bit errors caused by channel noise, and do not consider influences of bit (or bit-block) loss and temporary disturbances of the encryption and decryption systems. These errors may cause some temporary communication breaks for both chaotic and AES systems. However, the drivings in these systems (driving signal  $D_n$  for Eqs.(1) and ciphertexts for AES) can well prevent these breaks developing to communication collapses. And this is a desirable advantage of both systems over any cryptosystems of synchronous scheme.

If we consider secure communications in network environment, both synchronous scheme and self-synchronizing scheme can work stably because the noise strength and the disturbance probability of computers are very weak. However, communications with city phone lines or with wireless channels must deal with much stronger noise perturbations and larger error probability in communicators. In this case, the large error avalanche of the self-synchronizing scheme and the possible collapse instability of the synchronous scheme may cause some serious problems. In the present paper, we have suggested a spatiotemporally chaotic cryptosystem to practically eliminate the bit error avalanche problem on one hand and to avoid possible collapse of communication on the other hand, by separating the two functions of synchronization driving and plaintext encoding to different parts of transmitted signal. In doing so, all we have payed is to reduce the encryption and transmission efficiency by 4% (*i.e.*, the driving signal  $D_n$  does not produce ciphers which contains 4% of the total transmitted bits). And this efficiency loss can be further reduced by decreasing the number of the driving bits. We expect that our cryptosystem can be used in secure communication applications where large noise exists in the open channel, one of such applications may be secure communications with mobile phones.

This work was supported by the National Natural Science Foundation of China under Grant No. 10175010, and by Nonlinear Science Project.

- 
- [1] L. M. Pecora, and T. L. Carroll, Phys. Rev. Lett. 64, 821 (1990).
  - [2] K. M. Cuomo, and A. V. Oppenheim, Phys. Rev. Lett. 71, 65 (1993).
  - [3] L. Kocarev, K. S. Halle, K. Eckert, L. O .Chua, and U. Parlitz, Int. J. Bif. and chaos 2(3), 709 (1992).

- [4] J. K. White and J. V. Moloney, Phys. Rev. A 59, 2422 (1999).
- [5] J. Garcia-Ojalvo and R. Roy, Phys. Rev. Lett. 86, 5204 (2001).
- [6] S.F. Yu, P. Shum, N.Q. Ngo, Opt. Commun. 200, 143 (2001).
- [7] J. Y. Kuang, K. Deng, R. H. Huang, ACTA PHYSICA SINICA 50 (10): 1856(2001).
- [8] D. G. Van Wiggeren, and R. Roy, Science 279(20), 1198 (1998).
- [9] S. Sundar, and A. A. Minai, Phys. Rev. Lett. 85(25), 5456 (2000).
- [10] A. T. Parker, and K. M. Short, IEEE. Trans. Circuits Syst I. 48(5), 624 (2001). G.Perez, and H. A. Cerdeira, Phys. Rev. Lett. 74(11), 1970 (1995). C. Zhou, and C. H. Lai, Phys. Rev. E 60(1), 320 (1999); Phys. Rev. E 59(6), 6629 (1999).
- [11] L. Kocarev, IEEE circuits syst magz., 1(3), 6 (2001).
- [12] F. Dachselt, and W. Schwarz, IEEE trans. Circuits syst. I, 48(12) , 1498 (2001).
- [13] Aadreas Abel, and Wolfgang, Pro. of the IEEE 90(5) 691 (2002).
- [14] S. H. Wang, J. Y. Kuang, J. H. Li, Y. L. Luo, H. P. Lu and G. Hu, Phys. Rev. E 66, 065202 (2002)
- [15] J. H. Xiao, G. Hu, and Zh. L. Qu, Phys. Rev. Lett. 77, 4162 (1996). G. Hu, J. H. Xiao, J. Z. Yang, and F. G. Xie, Phys. Rev. E. 56, 2738 (1997).
- [16] S. H. Wang, W.P.Ye, H. P. Lu, J. Y. Kuang, J. H. Li, Y. L. Luo, and G. Hu, to be published in Commu. Theor. Phys. , and can be found in <http://arxiv.org>, number: nlin.CD/0303026.
- [17] See J. Nechvatal *et al.*, <http://csrc.nist.gov/encryption/aes>

## Figure Captions

Fig.1 Schematic figure of encryption system (a), and decryption system (b).

Fig.2(a) The average error rate  $\langle R \rangle$  defined in Eq.(11) against the bit error probability  $P$  in the open channel for our chaotic cryptosystem (1)–(4). For small  $P$  we have  $\langle R \rangle \approx P$ , and the bit error avalanche effect is practically avoided. This avalanche effect can be clearly observed only after  $P \gtrsim \frac{1}{30}$  at which normal (nonsecure) voice communications may not

work. (b) The blowup of a part of (a). Note: normal scales of  $\langle R \rangle$  are used in (b), unlike (a) where logarithmic scales are used in both axes.

Figs.3(a),(b) The same as Figs.2(a) and (b), respectively, with AES investigated. It is clear that the avalanche problem exists for arbitrary  $P$ , and voice communications cannot work for  $P > 5 \times 10^{-4}$  (at which we have  $\langle R \rangle \approx \frac{1}{30}$ ).

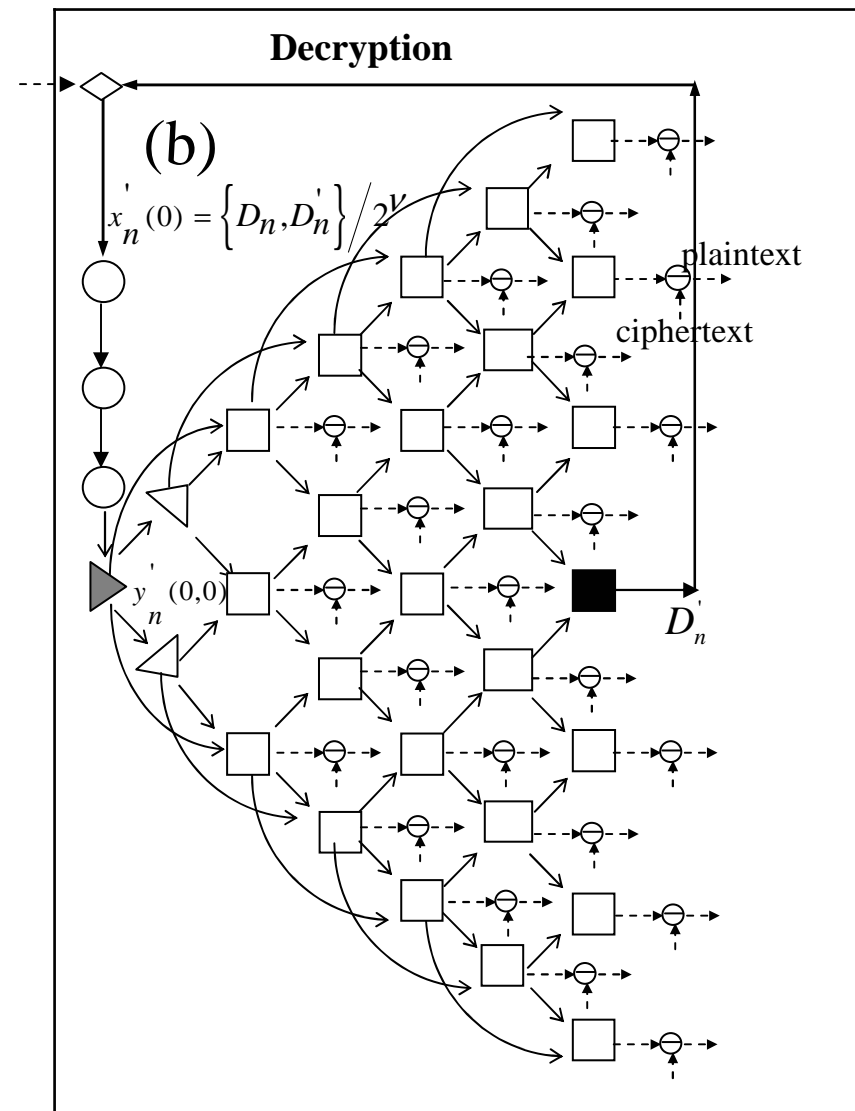
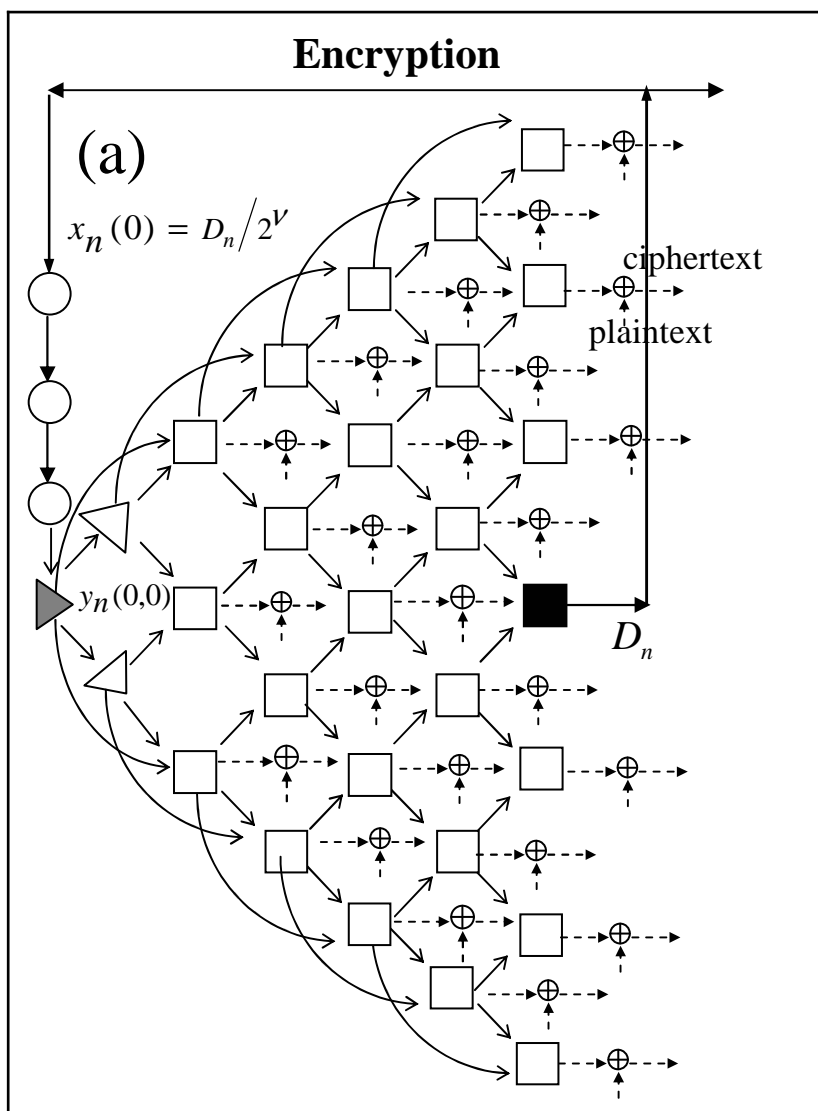


Fig.1

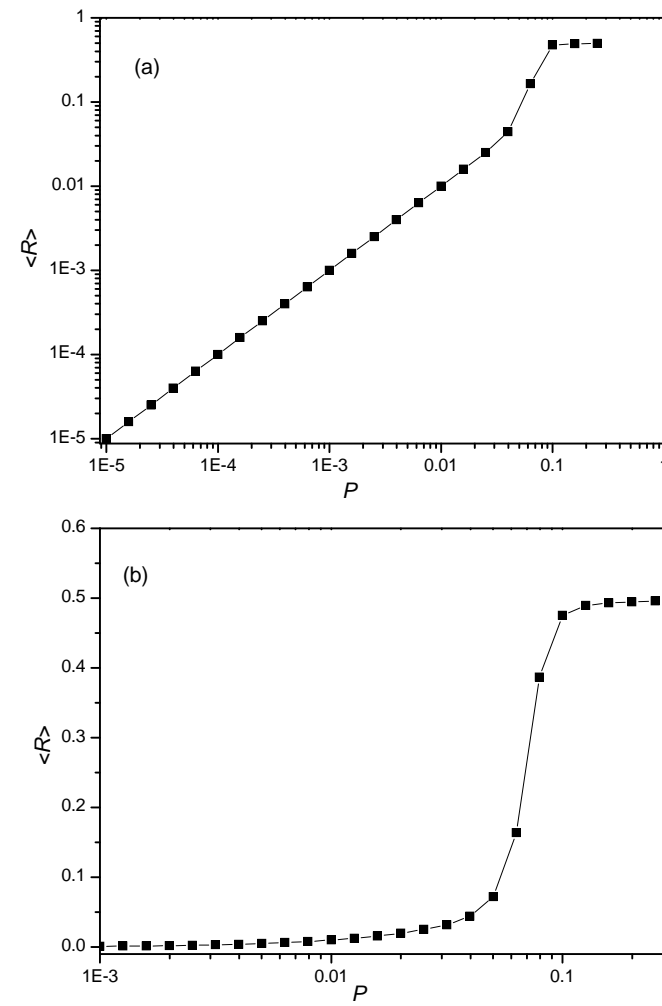


Fig.2

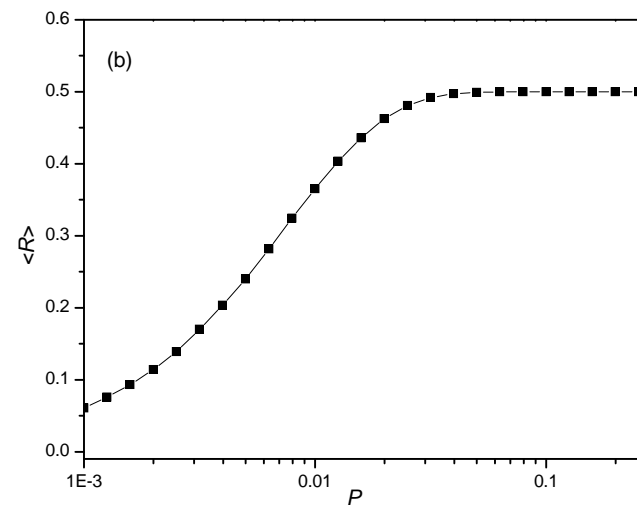
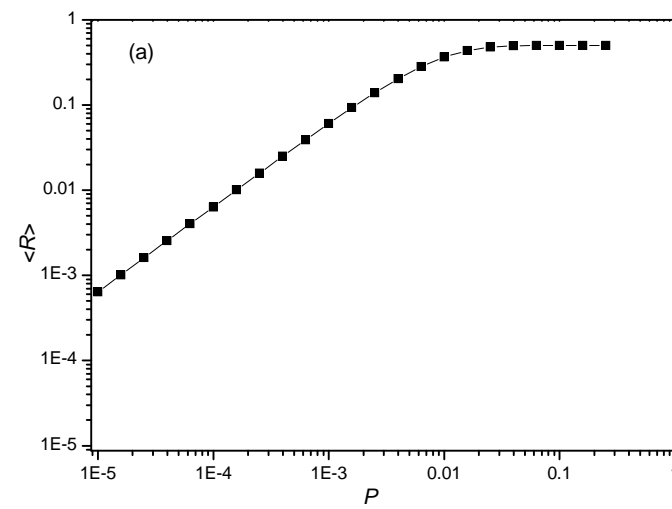


Fig.3