

How to calculate $A\text{-Hilb } \mathbb{C}^3$

Alastair Craw

Miles Reid

Abstract

Nakamura [N] introduced the G -Hilbert scheme for a finite subgroup $G \subset \mathrm{SL}(3, \mathbb{C})$, and conjectured that it is a crepant resolution of the quotient \mathbb{C}^3/G . He proved this for a diagonal Abelian group A by introducing an explicit algorithm that calculates $A\text{-Hilb } \mathbb{C}^3$. This note calculates $A\text{-Hilb } \mathbb{C}^3$ much more simply, in terms of fun with continued fractions plus regular tessellations by equilateral triangles.

1 Statement of the result

1.1 The junior simplex and three Newton polygons

Let $A \subset \mathrm{SL}(3, \mathbb{C})$ be a diagonal subgroup acting on \mathbb{C}^3 . Write $L \supset \mathbb{Z}^3$ for the overlattice generated by all the elements of A written in the form $\frac{1}{r}(a_1, a_2, a_3)$. The junior simplex Δ (compare [IR], [R]) has 3 vertexes

$$e_1 = (1, 0, 0), \quad e_2 = (0, 1, 0) \quad \text{and} \quad e_3 = (0, 0, 1).$$

Write \mathbb{R}_Δ^2 for the affine plane spanned by Δ , and $\mathbb{Z}_\Delta^2 = L \cap \mathbb{R}_\Delta^2$ for the corresponding affine lattice. Taking each e_i in turn as origin, construct the Newton polygons obtained as the convex hull of the lattice points in Δ (see Figure 1.a):

$$f_{i,0}, f_{i,1}, f_{i,2}, \dots, f_{i,k_i+1}, \tag{1.1}$$

where $f_{i,0}$ is the primitive vector along the side $[e_i, e_{i-1}]$, and f_{i,k_i+1} that along $[e_i, e_{i+1}]$. (The indices $i, i \pm 1$ are cyclic. Also, since e_i is the origin, the notation $f_{i,j}$ does double duty for a point of Δ and the corresponding

vector $e_i f_{i,j}$.) The vectors $f_{i,j}$ out of e_i are subject to the Jung–Hirzebruch continued fraction rule:

$$f_{i,j-1} + f_{i,j+1} = a_{i,j} \cdot f_{i,j} \quad \text{for } j = 1, \dots, k_i, \quad (1.2)$$

where $a_{i,j} \geq 2$. Here $\frac{r_i}{\alpha_i} = [a_{i,1}, \dots, a_{i,k_i}]$ comes from expressing \mathbb{Z}_Δ^2 in terms of the cone at e_i , writing $\mathbb{Z}_\Delta^2 = \mathbb{Z}^2(f_{i,0}, f_{i,k_i+1}) + \mathbb{Z} \cdot f_{i,1} = \frac{1}{r_i}(\alpha_i, 1)$, with $\alpha_i < r$ and coprime to r . Write L_{ij} for the line out of e_i extending or equal to the initial segment $[e_i, f_{i,j}]$ (*line is line segment* throughout). The fan at e_i corresponds to the Jung–Hirzebruch resolution of the surface singularity $\mathbb{C}_{(x_i=0)}^2/A$.

The picture so far is the simplex Δ with a number of lines L_{ij} growing out of each of the 3 vertexes (Figure 1.a).

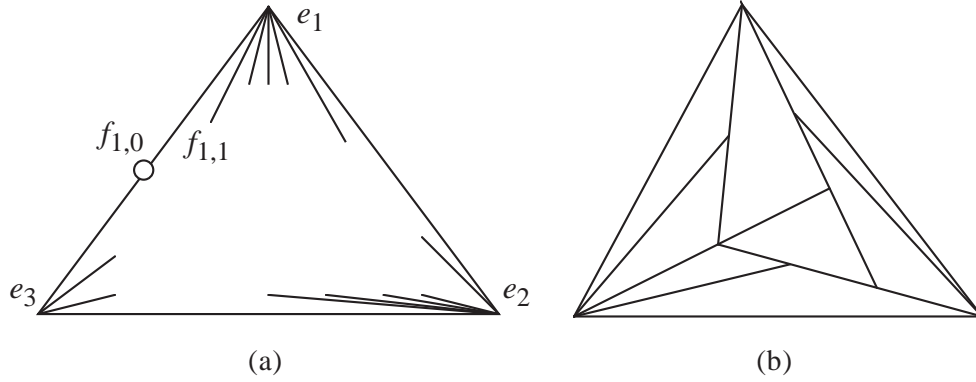


Figure 1: (a) Three Newton polygons; (b) subdivision into regular triangles

1.2 Regular triangles

Write \mathbb{Z}^2 for the group of translations of the affine lattice \mathbb{Z}_Δ^2 . A *regular triple* is a set of three vectors $v_1, v_2, v_3 \in \mathbb{Z}^2$, any two of which form a basis of \mathbb{Z}^2 , and such that $\pm v_1 \pm v_2 \pm v_3 = 0$. (The standard regular triple is $\pm(1,0), \pm(0,1), \pm(1,1)$; it appears all over elementary toric geometry, for example, as the fan of \mathbb{P}^2 or the blowup of \mathbb{A}^2 .) We are only concerned with regular triples among the vectors $f_{i,j}$ introduced in 1.1; Section 2 gives an easy continued fraction procedure determining them all.

As usual, a *lattice triangle* T is a triangle $T \subset \mathbb{R}_\Delta^2$ with vertexes in \mathbb{Z}_Δ^2 . We say that T is a *regular triangle* if each of its sides is a line L_{ij} extending

some $[e_i, f_{i,j}]$ and the 3 primitive vectors $v_1, v_2, v_3 \in \mathbb{Z}^2$ pointing along its sides form a regular triple.

It is easy to see that a regular triangle T is affine equivalent to the triangle with vertexes $(0, 0), (r, 0), (0, r)$ for some $r \geq 1$, called the *side* of T . Its *regular tessellation* is that shown in Figure 2.a: a regular triangle of side r subdivides into r^2 basic triangles with sides parallel to v_1, v_2, v_3 . (A tessellation by equilateral triangles in perspective view.)

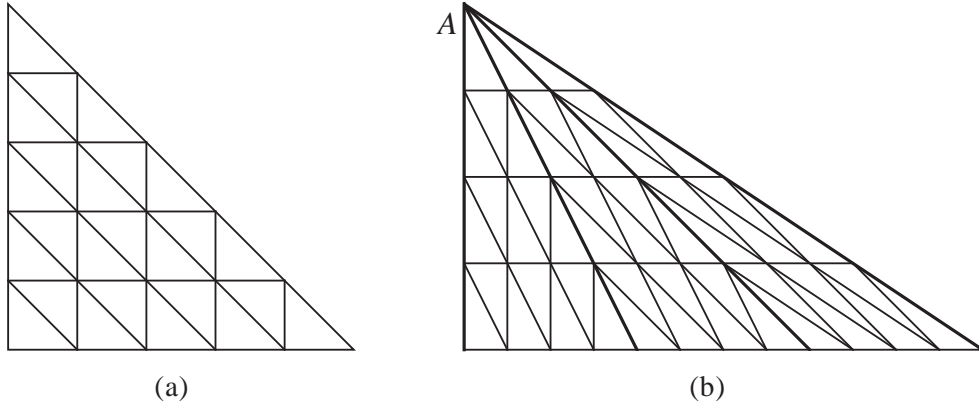


Figure 2: (a) A 5-regular triangle; (b) a $(4, 12)$ -semiregular triangle (see 2.8.4)

A regular triangle is the thing you get as the junior simplex for the group

$$A = \mathbb{Z}/r \oplus \mathbb{Z}/r = \left\langle \frac{1}{r}(1, -1, 0), \frac{1}{r}(0, 1, -1), \frac{1}{r}(-1, 0, 1) \right\rangle \subset \mathrm{SL}(3, \mathbb{C})$$

(the maximal diagonal subgroup of exponent r). The tessellation consists of basic triangles with vertexes in Δ , so corresponds to a crepant resolution of the quotient singularity. It is known (see 3.4 below and [R], Example 2.2) that in this case $A\text{-Hilb } \mathbb{C}^3$ is the toric variety associated with its regular tessellation.

1.3 The main result

Theorem 1.1 *The regular triangles partition the junior simplex Δ .*

Figure 1.b illustrates the rough idea, and worked examples are given in 2.6 below¹ (see Figures 6–7). It is clear that taking the regular tessellation

¹Homework sheets are on the lecturer's website www.maths.warwick.ac.uk/~miles.

(see 1.2) of all the regular triangles of Theorem 1.1 defines a fan Σ . (The subdivision into regular triangles is not a fan in general.)

Theorem 1.2 *Nakamura's A -Hilbert scheme $A\text{-Hilb } \mathbb{C}^3$ is the toric variety Y_Σ .*

Corollary 1.3 (Nakamura) *$A\text{-Hilb } \mathbb{C}^3 \rightarrow \mathbb{C}^3/A$ is a crepant resolution.*

1.4 Inflation and further regular subdivision

Note that inflating Δ to $n\Delta$ (or equivalently, replacing \mathbb{Z}_Δ^2 by $\frac{1}{n}\mathbb{Z}_\Delta^2$), which corresponds to extending A to $n^2A = \{g \in \text{diag} \cap \text{SL}(3, \mathbb{C}) \mid ng \in A\}$, leaves the continued fractions at the corners unchanged, so the same picture still gives a subdivision into regular triangles, with a finer meshed regular tessellation.

1.5 Thanks

This note is largely a reworking of original ideas of Iku Nakamura, and MR had access over several years to his work in progress and early drafts of the preprint [N]. MR learned the continued fraction tricks here from Jan Stevens (in a quite different context). We are grateful to the organisers of two summer schools at Levico in May 1999 and Lisboa in July 1999 which stimulated our discussion of this material, and to Victor Batyrev for the question that we partially answer in 2.8.5.

2 Concatenating continued fractions

2.1 Propellor with three blades

The key to Theorem 1.1 is the observation that easy games with continued fractions provide all the regular triples v_1, v_2, v_3 (see 1.2) among the vectors $f_{i,j}$. First translate the three Newton polygons at e_1, e_2, e_3 to a common vertex, to get the propellor shape of Figure 3, in which three hexants (the blades of the propellor) have convex basic subdivisions. The primitive vectors are read in cyclic order

$$f_{1,0}, f_{1,1}, \dots, f_{1,k}, f_{1,k+1} = -f_{2,0}, f_{2,1}, \quad \text{etc.}$$

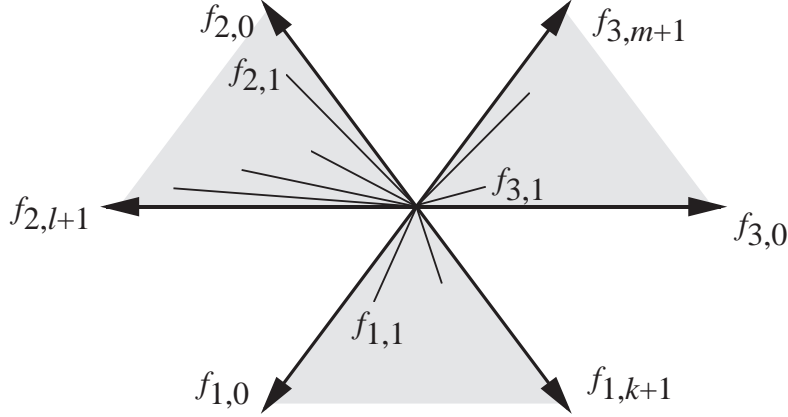


Figure 3: “Propellor” with three “blades”

Inverting any blade (that is, multiplying it by -1) makes the three hexants into a basic subdivision of a half-space. Taking plus or minus all three blades gives a basic subdivision of the plane invariant under -1 .

2.2 Two complementary cones

This digression on well-known material (see for example [Rie], §3, pp. 220–3) illustrates several points. Let L be a 2-dimensional lattice, and $e_1, e_2 \in L$ primitive vectors spanning a cone in $L_{\mathbb{R}}$. Then $\mathbb{Z}^2 = \mathbb{Z} \cdot e_1 + \mathbb{Z} \cdot e_2 \subset L$ is a sublattice with cyclic quotient $L/\mathbb{Z}^2 = \mathbb{Z}/r$; assume for the moment that $r > 1$. The *reduced* generator is $f_1 = \frac{1}{r}(\alpha, 1)$ with $1 \leq \alpha < r$ and α, r coprime, so that $L = \mathbb{Z}^2 + \mathbb{Z} \cdot \frac{1}{r}(\alpha, 1)$. The continued fraction expansion $\frac{r}{\alpha} = [a_1, \dots, a_k]$ with $a_i \geq 2$ gives the convex basic subdivision $\langle e_1, f_1 \rangle, \langle f_i, f_{i+1} \rangle, \langle f_k, e_2 \rangle$ in the first quadrant of Figure 4.a.

Repeat the same construction for the cone $\langle e_2, -e_1 \rangle$; for this, write the extra generator $\frac{1}{r}(\alpha, 1)$ as $\frac{1}{r}(\alpha e_2, (r-1)(-e_1))$. The reduced normal form is $\frac{1}{r}(1, \beta)$ with $\alpha\beta = (r-1) \bmod r$, or $\beta = 1/(r-\alpha) \bmod r$. The corresponding continued fraction $\frac{r}{\beta} = [b_1, \dots, b_l]$ gives the basic subdivision $e_2, g_1, \dots, g_l, -e_1$ in the top left quadrant of Figure 4.a. (In the literature, this is usually given as $\frac{r}{r-\alpha} = [b_l, \dots, b_1]$, but we want this cyclic order.)

Now the vectors $e_1, f_1, \dots, f_k, e_2, g_1, \dots, g_l, -e_1$ form a basic subdivision of the upper half-space of L . The whole trick is the trivial observation that

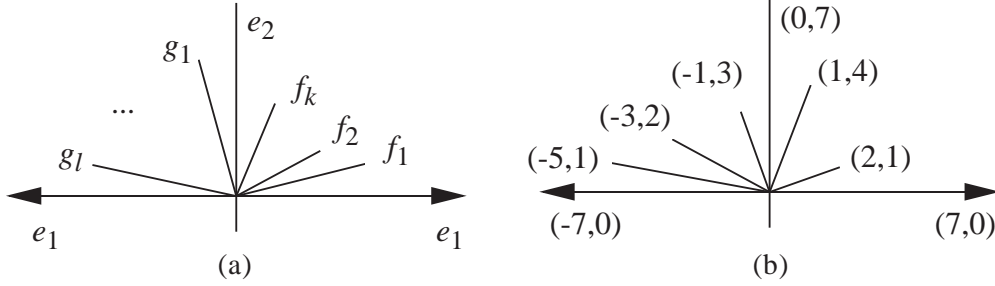


Figure 4: Complementary cones $\langle e_1, e_2 \rangle$ and $\langle e_2, -e_1 \rangle$

this cannot be convex (downwards) everywhere, so that at e_2 ,

$$f_k + g_1 = ce_2 \quad \text{with } c \in \mathbb{Z} \text{ and } 0 \leq c \leq 1. \quad (2.1)$$

For vectors f_k, g_1 in the closed upper half-space, $c = 0$ is only possible if $f_k = e_1$ and $g_1 = -e_1$. Then $r = 1$; this is the “trivial case” with empty continued fractions, at which induction stops. Otherwise, $f_k + g_1 = e_2$. In view of this relation, put a 1 against e_2 , and concatenate the two continued fractions as

$$[a_1, a_2, \dots, a_k, 1, b_1, \dots, b_l] \quad (= 0).$$

Because of the relation $e_2 = f_k + g_1$, the cone $\langle f_k, g_1 \rangle$ is also basic. Thus we can delete the vector e_2 and still have a basic subdivision of the upper half-space of L . A trivial calculation shows that in this subdivision, the newly adjacent vectors f_{k-1}, f_k, g_1, g_2 are related by

$$f_{k-1} + g_1 = (a_k - 1)f_k \quad \text{and} \quad f_k + g_2 = (b_1 - 1)g_1.$$

In other words, in the continued fraction we can replace

$$a_k, 1, b_1 \quad \text{by} \quad a_k - 1, b_1 - 1.$$

(The calculation can be seen as the matrix identity

$$\begin{pmatrix} 0 & 1 \\ -1 & a \end{pmatrix} \begin{pmatrix} 0 & 1 \\ -1 & 1 \end{pmatrix} \begin{pmatrix} 0 & 1 \\ -1 & b \end{pmatrix} = \begin{pmatrix} 0 & 1 \\ -1 & a-1 \end{pmatrix} \begin{pmatrix} 0 & 1 \\ -1 & b-1 \end{pmatrix}.$$

The combinatorics is the same as a chain of rational curves on a surface with self-intersection the negatives of $a_1, a_2, \dots, a_k, 1, b_1, \dots, b_l$; deleting e_2 corresponds to “contracting” a -1 -curve.)

Now it must be the case that at least one of $a_k - 1, b_1 - 1$ is again 1. Else the chain of vectors $e_1, f_1, \dots, f_k, g_1, \dots, g_l, -e_1$ is convex, which is absurd. If say $a_k = 2$ then consider the new cone $\langle e_1, f_k \rangle$.

Figure 4.b shows the example $\frac{1}{7}(1, 2)$, where we get

$$[4, \underline{2, 1, 3}, 2, 2] \rightarrow [\underline{4, 1, 2}, 2, 2] \rightarrow [\underline{3, 1, 2}, 2] \rightarrow [\underline{2, 1, 2}] \rightarrow [1, 1]. \quad (2.2)$$

The steps express $(0, 7), (1, 4), (-1, 3), (-3, 2)$ as the sum of two neighbours. The end $[1, 1]$ describes the relations

$$(2, 1) = (7, 0) + (-5, 1) \quad \text{and} \quad (-5, 1) = (2, 1) + (-7, 0)$$

among the final four vectors (this counts as one regular triple because we identify $\pm v$).

2.3 Remarks

1. In the trivial case $r = 1$ we have $c = 0$ in (2.1). There is always a 1 to contract. You always end up with $[1, 1] = 0$.
2. The regular triples v_1, v_2, v_3 among $e_1, f_1, \dots, e_2, g_1, \dots, -e_1$ correspond one-to-one with the 1's that occur during the chain of contractions, as we saw in Figure 4.b.
3. The order the vectors are contracted and the regular triples among them is determined in the course of an induction; but they might be tricky to decide a priori without running the algorithm.
4. The continued fractions keep track of successive change of basis between adjacent basic cones. Following $(e_1, f_1), (f_1, f_2)$, etc. all the way around to $(g_l, -e_1)$, and on cyclically to $(-e_1, -f_1)$ gives

$$\begin{aligned} \begin{pmatrix} -1 & 0 \\ 0 & -1 \end{pmatrix} &= \begin{pmatrix} 0 & 1 \\ -1 & a_1 \end{pmatrix} \cdots \begin{pmatrix} 0 & 1 \\ -1 & a_k \end{pmatrix} \begin{pmatrix} 0 & 1 \\ -1 & 1 \end{pmatrix} \times \\ &\quad \times \begin{pmatrix} 0 & 1 \\ -1 & b_1 \end{pmatrix} \cdots \begin{pmatrix} 0 & 1 \\ -1 & b_l \end{pmatrix} \begin{pmatrix} 0 & 1 \\ -1 & 1 \end{pmatrix}. \end{aligned}$$

In what follows, we consider continued fractions concatenated in this cyclic way. Then $[1, 1, 1]$ stands for $\begin{pmatrix} 0 & 1 \\ -1 & 1 \end{pmatrix}^3 = \begin{pmatrix} -1 & 0 \\ 0 & -1 \end{pmatrix}$, which makes sense of the number $[1, 1, 1] = 1 - \frac{1}{0} = \infty$.

2.4 Long side

To concatenate the three continued fractions arising from the propellor of Figure 3 as a cyclic continued fraction, we study the change of basis from the last basis $f_{1,k}, f_{1,k+1}$ of the e_1 hexant to the first basis $f_{2,0}, f_{2,1}$ of the e_2 hexant. Clearly $f_{2,0} = -f_{1,k+1}$, and we claim there is a relation

$$f_{2,1} - f_{1,k} = cf_{2,0} \quad \text{with } c \geq 1. \quad (2.3)$$

Indeed, $-f_{1,k}, f_{2,0}$ and $f_{2,0}, f_{2,1}$ are two oriented bases (the usual argument).

We define the side $e_i e_{i+1}$ of the simplex Δ to be a *long side* if $c \geq 2$. See Figure 5. A long side $e_1 e_2$ is obviously not a primitive vector, so never occurs

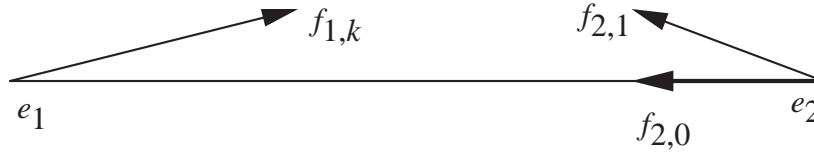


Figure 5: A long side of Δ : $f_{2,1} - f_{1,k} = cf_{2,0}$ with $c \geq 2$

for “coprime” groups. The presence of a long side is a significant dichotomy in the construction (see Remark 2.8.2).

Lemma Δ has at most one long side.

If $e_1 e_2$ and $e_1 e_3$ (say) are both long sides, the basic subdivision of the upper half-space obtained by inverting the bottom blade of the propellor in Figure 3 would be convex at each ray; this is a contradiction, as usual. \square

2.5 Concatenating three continued fractions

Suppose that $e_1 e_3$ and $e_2 e_3$ are not long sides, and that $e_1 e_2$ has $c \geq 1$ in (2.3). Consider the cyclic continued fraction:

$$[1, a_{1,1}, \dots, a_{1,k_1}, \underline{c}, a_{2,1}, \dots, a_{2,k_2}, 1, a_{3,1}, \dots, a_{3,k_3}]. \quad (2.4)$$

As above, the meaning of this is the successive change of bases anticlockwise around the figure, from $f_{1,0}, f_{1,1}$ to $f_{1,1}, f_{1,2}$ to $f_{1,k}, f_{1,k+1}$, then inverting to $-f_{1,k}, f_{1,k+1} = f_{2,0}$ etc., and on to $-f_{1,0}, -f_{1,1}$. For most purposes, we can afford to be sloppy, and not distinguish between $\pm f_{ij}$, especially in view of the definition of regular triple in 1.2. The continued fraction (or any cyclic permutation of it) evaluates to $\infty = 1 - \frac{1}{0}$, as explained in Remark 2.3.4.

2.6 Examples

An example with no long side: $\frac{1}{11}(1, 2, 8)$ The three continued fractions (see Figure 6.a) are

$$\begin{aligned} \text{at } e_1: \quad & \frac{11}{4} = [3, 4] \quad (\text{because } \frac{1}{11}(2, 8) = \frac{1}{11}(1, 4)), \\ \text{at } e_2: \quad & \frac{11}{7} = [2, 3, 2, 2] \quad (\text{because } \frac{1}{11}(8, 1) = \frac{1}{11}(1, 7)), \\ \text{at } e_3: \quad & \frac{11}{2} = [6, 2]. \end{aligned}$$

Since the group is coprime, there is no long side, and these concatenate to

$$[1, 3, 4, 1, 2, 3, 2, 2, 1, 6, 2] \quad (= \infty). \quad (2.5)$$

The contraction rule $\underline{a, 1, b} \rightarrow a - 1, b - 1$ is as in 2.2. After any number of contractions, a 1 means a regular triple v_1, v_2, v_3 among the $f_{i,j}$.

Each 1 in (2.5) corresponds to one of the sides e_3e_1 , e_1e_2 and e_2e_3 . A chain of contractions with only one 1 allowed to eat its neighbours corresponds to deleting regular triangles along that side (see Figure 6.a): contractions along different sides “commute”, in the sense that they can be done independently of one another. Thus starting afresh from $[1, 3, 4, 1, 2, 3, 2, 2, 1, 6, 2]$ each time (and numbering the steps as in Figure 6.a), we can do

$$\begin{aligned} & \text{Step a } f_{2,0} = f_{2,1} - f_{1,2} : \rightarrow [1, 3, 3, 1, 3, 2, 2, 1, 6, 2] \\ & \text{Step b } f_{2,1} = f_{2,2} - f_{1,2} : \rightarrow [1, 3, 2, 2, 2, 2, 1, 6, 2] \\ \text{or} \quad & \text{Step c } f_{2,5} = f_{2,4} - f_{3,1} : \rightarrow [1, 3, 4, 1, 2, 3, 2, 1, 5, 2] \\ & \text{Step d } f_{2,4} = f_{2,3} - f_{3,1} : \rightarrow [1, 3, 4, 1, 2, 3, 1, 4, 2] \\ & \text{Step e } f_{2,3} = f_{2,2} - f_{3,1} : \rightarrow [1, 3, 4, 1, 2, 2, 3, 2] \\ \text{or} \quad & \text{Step f } f_{1,0} = f_{1,1} - f_{3,2} : \rightarrow [2, 4, 1, 2, 3, 2, 2, 1, 6, 1] \\ & \text{Step g } f_{3,2} = f_{3,1} - f_{1,1} : \rightarrow [1, 4, 1, 2, 3, 2, 2, 1, 5] \\ & \text{Step h } f_{1,1} = f_{1,2} - f_{3,1} : \rightarrow [3, 1, 2, 3, 2, 2, 1, 4] \end{aligned}$$

Carrying out all of these in this order finally gives $[1, 1, 1]$, which corresponds to the regular triple $f_{1,2} + f_{2,2} + f_{3,1} = 0$. (There is no uniqueness here, but this is obviously a sensible choice; this end-point is a meeting of champions as in Remark 2.8.2.)

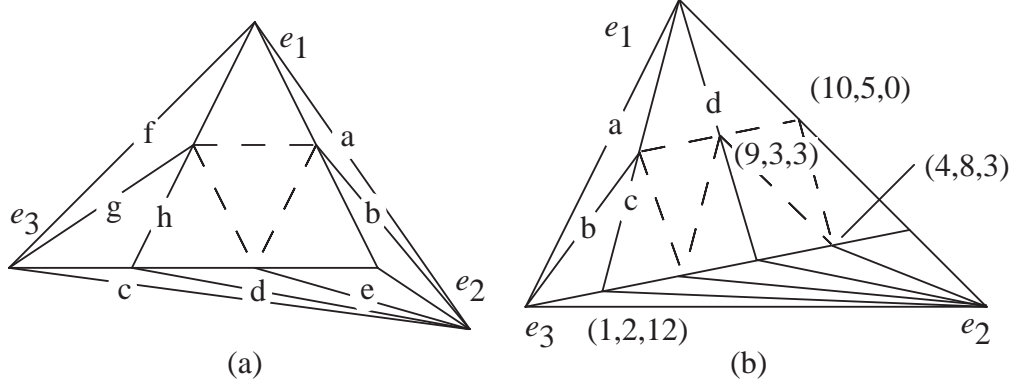


Figure 6: Deconstructing (a) $\frac{1}{11}(1, 2, 8)$ and (b) $\frac{1}{15}(1, 2, 12)$: at each step, delete a regular triangle with side the condemned vector

Example of a long side: $\frac{1}{15}(1, 2, 12)$ Note that $\text{hcf}(15, 12) = 3$, and the primitive vector along e_1e_2 is $f_{1,3} = -f_{2,0} = (-5, 5, 0)$ (I omit denominators $\frac{1}{15}$ throughout); see Figure 6.b. Since $f_{1,2} = (-6, 3, 3)$, $f_{2,1} = (4, -7, 3)$ we see that $f_{2,1} - f_{1,2} = 2f_{2,0}$ and e_1e_2 is a long side with $c = 2$. In this case, because of the common factor, the cones at e_1 and e_2 are $\frac{1}{15}(1, 6) \sim \frac{1}{5}(1, 2) = [3, 2]$ and $\frac{1}{5}(4, 1) = [2, 2, 2, 2]$. At e_3 we have $\frac{1}{15}(2, 1) = [8, 2]$.

Thus the concatenation (2.4) is

$$[1, 3, 2, \underline{2}, 2, 2, 2, 2, 1, 8, 2].$$

A chain of 5 contractions centred around the second 1 corresponds to deleting the 5 basic triangles along the bottom Figure 6.b, and reduces the continued fraction to $[1, 3, 2, 1, 3, 2]$. The last of these contractions cuts the long side down to ordinary size by deleting the bottom right triangle. Alternatively, starting from the first 1, the 4 steps

$$\begin{aligned} [1, 3, 2, 2, 2, 2, 2, 2, 1, 8, 2] &\rightarrow [2, 2, 2, 2, 2, 2, 2, 1, 8, 1] \\ &\rightarrow [1, 2, 2, 2, 2, 2, 2, 1, 7] \rightarrow [1, 2, 2, 2, 2, 2, 1, 6] \rightarrow [1, 2, 2, 2, 2, 1, 5] \end{aligned}$$

deletes the top 4 regular triangles (two of them of side 2) in the order indicated in Figure 6.b, the last step also cutting the long side down to size. Doing all of these steps deletes all the triangles. Note that there are no regular triangles along the long side e_1e_2 .

2.7 MMPs and regular triples

Lemma *For brevity, call a chain of contractions taking a cyclic continued fraction (2.4) down to $[1, 1, 1]$ an MMP.*

- (i) *Every contraction of 1 in an MMP corresponds to a regular triple.*
- (ii) *For every regular triple, there is MMP ending at it.*
- (iii) *Every regular triple appears in every MMP.*

Proof In this proof, view the $\{f_{ij}\}$ as defining a fan of basic cones invariant under -1 ; we completely ignore the given “propellor”, and identify $\pm v$.

A 1 corresponds to a relation $v_2 = v_1 + v_3$, which is (i). (ii) is clear: if $v_2 = v_1 + v_3$ is a regular triple, then v_1, v_2, v_3 and their minuses subdivide \mathbb{R}^2 into 6 basic cones. The chain of vectors f_{ij} within any cone is a nonminimal basic subdivision, so contracts down. We prove (iii): given a regular triple v_1, v_2, v_3 and a choice of MMP, suppose that the first step affecting any of the v_i contracts v_3 , and choose signs so that $v_3 = v_1 + v_2$. Then v_1, v_2 span a basic convex cone, and the original vectors f_{ij} (including v_3) form a basic subdivision. After contracting some of these, the step under consideration contracts v_3 , and thus writes it as the sum of two adjacent integral vectors, which must be in the cones $\langle v_1, v_3 \rangle$ and $\langle v_2, v_3 \rangle$. Since we’re asking for a solution to $(1, 1) = (a, b) + (c, d)$ with integers $a > b \geq 0$ and $d > c \geq 0$, it’s clear that the only possible such expression is $v_3 = v_1 + v_2$. \square

The lemma says that Δ has a unique subdivision into regular triangles, and any MMP computes it. This completes the proof of Theorem 1.1. \square

2.8 Remarks

Before proceeding to G -Hilb and the proof of Theorem 1.2, there’s still a lot of fun to be derived from regular triples and the subdivision of Theorem 1.1.

2.8.1 It’s a knock-out!

The MMP in cyclic continued fractions has an entertaining interpretation as a contest between the line L_{ij} out of the 3 vertexes e_i , where each line extends until it is knocked out by meeting a “stronger” line. For example, in Figure 6.b, the line out from e_3 through $(1, 2, 12)$ beats all comers. The rules

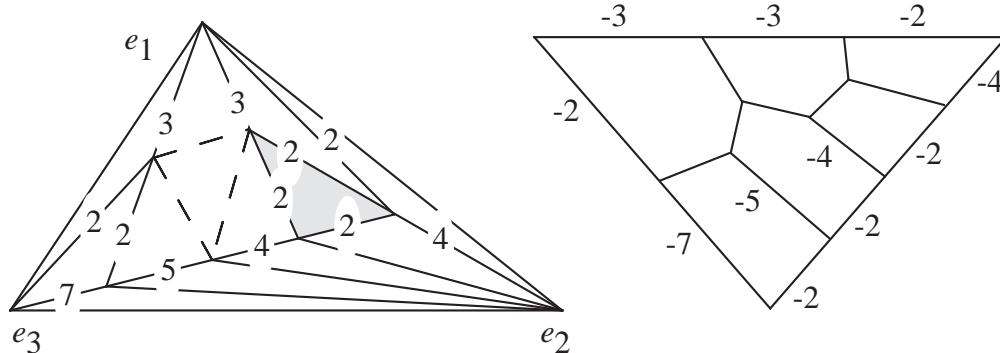


Figure 7: Knock-out competition for $\frac{1}{13}(1, 2, 10)$ and self-intersection numbers

of the competition are as follows: each line L_{ij} sets out with *strength* the integer a_{ij} of the continued fraction rule (1.2). When two or more lines meet at a point, if one line is strictly stronger it extends, but its strength decreases by 1 for every rival it knocks out. See Figure 7 for the case $\frac{1}{13}(1, 2, 10)$: for example, at e_3 , we have $\frac{13}{2} = [7, 2]$. The line marked with 7 decreases by 2 as it knocks out two lines from e_1 and e_2 . The self-intersection of all the toric curves on the toric surfaces can be read off at once from these markings, as indicated in Figure 7.

Notes:

1. Only the lines L_{ij} of 1.1 are eligible to compete (not lines of the subsequent tessellations).
2. At a “tie” between equally strong lines, they all die.
3. Consequences of the rules: strength 2 lines always die; lines that die always have strength 2 or 3.

To have some fun, make some extra photocopies of p. 29 to distribute to the class. This is a special homework sheet doing the example $\frac{1}{101}(1, 7, 93)$. All the ideas of the paper can be worked out in detail on it (solutions not provided).

2.8.2 Meeting of champions

A regular triple is in one of two possible orientations:

Type 1: two consecutive vectors in the same closed blade of the propellor, for example, $f_{1,2} = f_{1,1} + f_{3,1}$ of Figure 3; or

Type 2: an interior vector in each blade, for example $f_{1,2} + f_{2,2} + f_{3,1} = 0$.

If there is a long side e_1e_2 , it is subdivided by a line from e_3 , and Type 2 cannot occur. We claim that if there is no long side, there is a unique regular triple of Type 2, giving either 3 concurrent vectors or a cocked hat as in Figure 8; both cases occur (see Figure 6.a and Figure 7). These three are

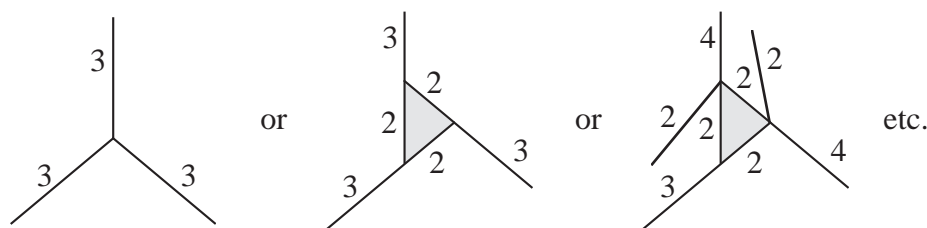


Figure 8: Meeting of champions

the champions of the knock-out competition, that meet after eliminating all their less successful rivals.

Proof of claim Uniqueness is almost obvious from the topology: if it exists, a meeting of champions divides Δ into 4 regions (one possibly empty), and any other line is confined to one region (it is knocked out by any champion it meets).

For the existence, the idea is that it is natural to deconstruct Δ by eating in from one side, as we did in the examples of 2.6. The cyclic continued fraction (2.4) has three 1's, so that each side of Δ takes part in one regular triangle. Choose one side (say e_1e_3) and, preserving the other two, eat as many regular triangles as we can along e_1e_3 (that is, with sides through e_1 or e_3 , as in Figure 9.a). Every regular triple of Type 1 is associated with a well defined side of Δ , and is eaten in this way starting from that side. The union of regular triangles along each side forms its *catchment area*.

We now view a MMP as successively deleting dividing lines of the subdivision of Figure 3. Eating triangles in the catchment area of side e_1e_3 only deletes lines in the two hexants in the top right of Figure 3, between $f_{2,0}$ and $f_{3,0}$. Deleting a line joins two old cones to make a new cone, which is always basic; we conclude that the two vectors v, v' bounding the catchment area of

$e_1 e_3$ form a basis. After this, by assumption, no remaining line in these two hexants is marked with 1, so that the cone $\langle f_{2,0}, f_{3,0} \rangle$ now has its standard Newton polygon subdivision.

If we now complete an MMP anyhow from this position, the same two vectors v, v' must occur in some regular triple. By what we have said, the remaining vector must be in the interior of the third hexant. This proves that a regular triple of Type 2 exists. \square

2.8.3 Numerics

Rewrite the vectors f_{ij} in cyclic order as v_1, \dots, v_N , and the continued fraction (2.4) as $[b_1, \dots, b_N]$. Then $\sum b_i = 3c$ where $N = c + 2$. There are exactly c regular triples. Each v_i appears in exactly b_i regular triples. Flux rule: for any domain containing the meeting of champions, the sum of the strengths of the ingoing lines equals 3 times their number. (All of these are easy inductive exercises.)

2.8.4 Semiregular triangles

The following definition is not logically part of Theorems 1.1–1.2, but it helps to understand complicated examples: a triangle $T = \triangle ABC$ (with preferred vertex A) is (r, cr) -*semiregular* if it is equivalent to the triangle with vertexes $(r, 0), (0, 0), (0, cr)$. Its *semiregular tessellation* is that shown in Figure 2.b. View a (r, cr) -semiregular triangle as made up of c adjacent r -regular triangles with vertex at A ; its semiregular triangulation is obtained by taking regular triangulations of each of these. (Note that we work with the affine group of \mathbb{Z}^2 , so that each regular triangulation is a perspective view of a tessellation by equilateral triangles.) If v_1, v_2, v_3 are the primitive vectors along the sides of T (in cyclic order, with v_1 the preferred side opposite A), the diagnostic test for semiregularity is that v_1, v_2 base \mathbb{Z}_Δ and $cv_1 + v_2 + v_3 = 0$. A semiregular triangle relates in the same way as in 1.2 above to the group $\mathbb{Z}/r \oplus \mathbb{Z}/cr = \langle \frac{1}{r}(1, -1, 0), \frac{1}{cr}(0, 1, -1) \rangle$. The cyclic continued fraction of a (r, cr) -semiregular triangle is $[1, 2, 2, \dots, 2, 1, c]$ with a chain of $c - 1$ repeated 2's.

The point of the definition is that it allows you to ignore a string of 2's in continued fractions. If you calculate a series of examples such as $\frac{1}{101}(1, k, 100 - k)$ for $k = 2, 3, 4, 5, 6$ you'll see that almost all the area of Δ is

taken up by semiregular triangles, so this definition is very convenient way of summarising the information.

In this kind of toric geometry, the following objects correspond: (1) a string of 2's in a continued fraction; (2) the continued fraction of $\frac{r}{r-1}$ and the matrix $\begin{pmatrix} r-1 & r-2 \\ r & r-1 \end{pmatrix}$; (3) a row of collinear points in L ; (4) a chain of -2 -curves; (5) an A_k singularity on the relative canonical model of a surface.

2.8.5 Description of Σ

It is not hard to read from the construction of the basic fan Σ that every (internal) vertex has valency 3, 4, 5 or 6, and every (compact) surface of the resolution is \mathbb{P}^2 , a scroll \mathbb{F}_n , a once or twice blown-up scroll or S_6 (the del Pezzo surface of degree 6, the regular hexagons of [R]). The S_6 correspond to internal lattice points in the tessellations of the regular triangles; there are $\binom{r_i-1}{2}$ of them in each regular triangle of side r_i . Looking at what happens in examples, including quite complicated ones (see the Activity Pack on p. 29), seems to indicate other restrictions on Σ : for example, a twice blown up scroll usually has a twice blown up fibre with 3 components of selfintersection $-2, -1, -2$; scrolls \mathbb{F}_a or blown up scrolls only glue into other $\mathbb{F}_{a'}$ with $|a - a'| \leq 2$. This question deserves a more systematic study.

3 Regular triangles versus invariant ratios of monomials

3.1 Regular triples and invariant ratios

The regular triples v_1, v_2, v_3 of Section 2 live in L . Passing to the dual lattice M of invariant monomials is a clever exercise in elementary coordinate geometry in an affine lattice that plays a key role in the proof of Theorem 1.2.

Proposition 3.1 *Every regular triangle of side r gives rise to the invariant ratios of Figure 9 (we permute x, y, z if necessary). Moreover,*

$$d - a = e - b - c = f = r \quad \text{in Case a,} \quad (3.1)$$

$$d - a = e - b = f - c = r \quad \text{in Case b.} \quad (3.2)$$

Note: b, d (etc.) are not necessarily coprime; but x^d/y^b is primitive in M , that is, not a power of an *invariant* monomial.

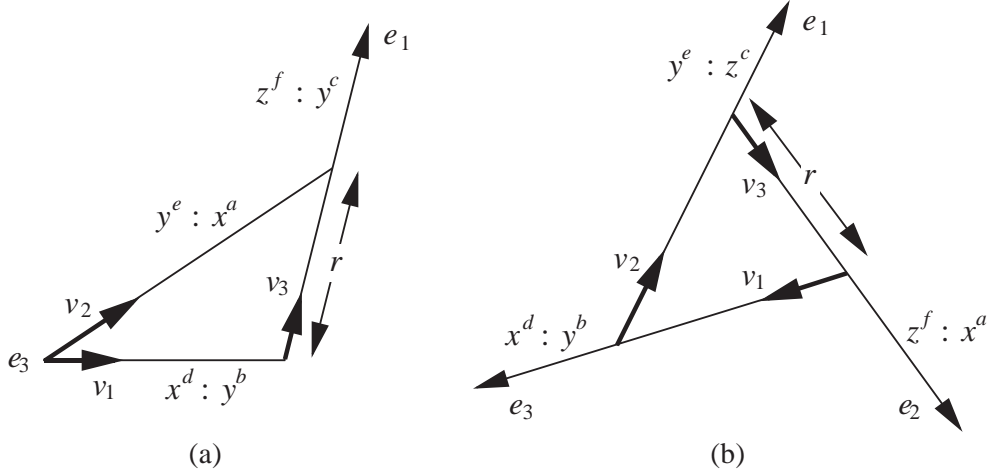


Figure 9: Regular triples versus monomials: (a) corner triangle; (b) meeting of champions

Proposition 3.2 *Let l be any lattice line of \mathbb{Z}_Δ^2 , and $\mathbf{m} \in M$ an invariant monomial that bases its orthogonal $l^\perp \cap M$ (as explained at the start of the proof of Proposition 3.1). Then the lattice lines of \mathbb{Z}_Δ^2 parallel to l are orthogonal to $\mathbf{m}(xyz)^i$ for $i \in \mathbb{Z}$.*

It follows that the regular tessellations of the regular triangles of Figure 9 are cut out by the ratios

$$x^{d-i} : y^{b+i} z^i, \quad y^{e-j} : z^j x^{a+j}, \quad z^{f-k} : x^k y^{c+k} \quad \text{in Case a,} \quad (3.3)$$

$$x^{d-i} : y^{b+i} z^i, \quad y^{e-j} : z^{c+j} x^j, \quad z^{f-k} : x^{a+k} y^k \quad \text{in Case b,} \quad (3.4)$$

for $i, j, k = 0, \dots, r-1$.

Proof Note that the overlattice L is based by e_i, v_1, v_2 for any $i = 1, 2$ or 3 and any regular triple v_1, v_2, v_3 (or more generally by any point of \mathbb{Z}_Δ^2 , together with any basis v_1, v_2 of the translation lattice \mathbb{Z}^2 of \mathbb{Z}_Δ^2). In contrast, e_1, e_2, e_3 base $\mathbb{Z}^3 \subset L$, and x, y, z base the dual lattice \mathbb{Z}^3 of monomials on \mathbb{C}^3 . The invariant monomials form the sublattice $M \subset \mathbb{Z}^3$ on which L is integral, so that $M = \text{Hom}(L, \mathbb{Z})$.

Write R for one of the regular triangles of Figure 9. Each side of R defines a sublattice (say) $\{e_3, v_1\}^\perp \cap M \cong \mathbb{Z}$. The ratio $x^d : y^b$ in Figure 9, or the monomial $\xi = x^d/y^b$, is the basis of $\{e_3, v_1\}^\perp \cap M$ on which the triangle is positive, say $v_2(\xi) > 0$. So much for Figure 9.

For the equalities (3.1) in Case a, note that Figure 9.a gives v_1, v_2, v_3 up to proportionality:

$$\begin{aligned} v_1 &\sim (b, d, -(b+d)), \\ v_2 &\sim (e, a, -(a+e)), \\ v_3 &\sim (c+f, -f, -c). \end{aligned} \tag{3.5}$$

We claim that *the constants of proportionality are all equal, and equal to*

$$\frac{1}{de-ab} = \frac{1}{ac+af+ef} = \frac{1}{bf+cd+df}.$$

(The denominators are the 2×2 minors in the array of (3.5).) For this, write

$$\xi = \frac{x^d}{y^b}, \quad \eta = \frac{y^e}{x^a}, \quad \zeta = \frac{z^f}{y^c}.$$

These 3 monomials are *not* a basis of M (unless $r = 1$, when our regular triangle is basic). But any two of them are *part of a basis*. Indeed, let e be any vertex of R and $\pm v_i, \pm v_j$ primitive vectors along its two sides; then $\{e, \pm v_i, \pm v_j\}$ is a basis of L , and the two monomials along the sides are part of the dual basis of M . Now there are lots of dual bases around, and the claim follows at once from

$$v_1(\eta) = v_2(\xi) = v_3(\xi) = 1, \quad v_1(\zeta) = v_2(\zeta) = v_3(\eta) = -1.$$

(The signs can be read from Figure 9.)

Equating components of $v_1 + v_3 = v_2$ gives $e = b + c + f$ and $a = d - f$, the first two equalities of (3.1). For the final equality, if we start from e_3 and take f steps along the vector v_1 , we arrive at

$$e_3 + fv_1 = \frac{1}{de-ab} (bf, df, de-ab-bf-df)$$

The final entry $de-ab-bf-df$ evaluates to cd . Thus this point has last two entries df, cd proportional to f, c , so lies on the third side of R . Therefore $r = f$.

The proof of (3.2) in Case b is similar, and left for your amusement. For Proposition 3.2, write $m, u \in M_{\mathbb{R}}$ for the linear forms on L corresponding to the monomials $\mathbf{m}, xyz \in M$. The junior plane \mathbb{R}_{Δ}^2 is defined by $u = 1$; therefore $\{(m + iu)^\perp\}_{i \in \mathbb{R}}$ is a pencil of parallel lines in \mathbb{R}_{Δ}^2 . For any lattice point $P \in \mathbb{Z}_{\Delta}^2$ we have $m(P) \in \mathbb{Z}$ and $u(P) = 1$, so $(m + iu)^\perp$ can only contain a lattice point for $i \in \mathbb{Z}$. \square

Remark The coordinates of points of the tessellation can be calculated in many ways: for example, in Case a, we get

$$e_3 + iv_1 + jv_2 = \frac{1}{de - ab}(bj + ei, dj + ai, de - ab - (a + e)i - (b + d)j),$$

which could be used to prove Proposition 3.2; or from the 2×2 minors of

$$\begin{pmatrix} d - i & -(b + i) & -i \\ -(a + j) & e - j & j \end{pmatrix}.$$

It is curious that these explicit calculations in the general case shed almost no light on Propositions 3.1–3.2, even when you know the answers. In contrast, practice with a few numerical examples shows at once what’s going on.

3.2 Basic triangles and their dual monomial bases

The regular tessellation of a regular triangle R of side r is a simple and familiar object. A moment’s thought shows that every basic triangle T is one of the following two types:

“up” For $i, j, k \geq 0$ with $i + j + k = r - 1$, push the three sides of R inwards by i, j and k lattice steps respectively. (There are $\binom{r+1}{2}$ choices.) We visualise three shutters closing in until they leave a single basic triangle T . Note that T is a scaled down copy of R , parallel to R and in the same orientation; in other words, up to a translation, it is $\frac{1}{r}R$.

See Figure 10 for the subgroup $\mathbb{Z}/r^2 \subset \mathrm{SL}(3, \mathbb{Z})$.

“down” For $i, j, k > 0$ with $i + j + k = r + 1$, push the three sides of R inwards by i, j and k lattice steps (giving $\binom{r}{2}$ choices). Now the shutters close over completely, until they have a triple overlap consisting of a single basic triangle T , in the opposite orientation to R ; up to translation, it is $-\frac{1}{r}R$.

A basic triangle T has a basic dual cone in the lattice M , based by 3 monomials perpendicular to the 3 sides of T . These monomials are given by Proposition 3.2, or more explicitly as follows.

Corollary 3.3 *Let R be one of the regular triangle of Figure 9. Its up basic triangles have dual bases*

$$\begin{aligned} \xi &= x^{d-i}/y^{b+i}z^i, & \eta &= y^{e-j}/z^jx^{a+j}, & \zeta &= z^{f-k}/x^ky^{c+k} & \text{in Case a} \\ \xi &= x^{d-i}/y^{b+i}z^i, & \eta &= y^{e-j}/z^{c+j}x^j, & \zeta &= z^{f-k}/x^{a+k}y^k & \text{in Case b} \end{aligned}$$

for $i, j, k \geq 0$ with $i + j + k = r - 1$. Its down basic triangles have dual bases

$$\begin{aligned} \lambda &= y^{b+i}z^i/x^{d-i}, & \mu &= z^jx^{a+j}/y^{e-j}, & \nu &= x^ky^{c+k}/z^{f-k} & \text{in Case a} \\ \lambda &= y^{b+i}z^i/x^{d-i}, & \mu &= z^{c+j}x^j/y^{e-j}, & \nu &= x^{a+k}y^k/z^{f-k} & \text{in Case b} \end{aligned}$$

for $i, j, k > 0$ with $i + j + k = r + 1$.

3.3 Remarks

3.3.1 Rough proof of Theorem 1.2

The standard construction of toric geometry is that Y_Σ is the union of the affine pieces $Y_T = \text{Spec } k[T^\vee \cap M]$ taken over all the triangles T making up the fan Σ . Corollary 3.3 says that $k[T^\vee \cap M] = k[\xi, \eta, \zeta]$ (respectively $k[\lambda, \mu, \nu]$), that is, $Y_T \cong \mathbb{C}^3 \subset Y_\Sigma$, with affine coordinates ξ, η, ζ (respectively λ, μ, ν). On the other hand Corollary 3.3 also causes Y_T to parametrise systems of equations such as

$$x^{d-i} = \xi y^{b+i} z^i, \quad y^{e-j} = \eta z^j x^{a+j}, \quad z^{f-k} = \zeta x^k y^{c+k}, \quad \text{etc.}$$

To prove Theorem 1.2, we show that these equations determine the equations of a certain A -cluster of \mathbb{C}^3 , and conversely, every A -cluster occurs in this way; thus Y_T is naturally a parameter space for A -clusters. The details are given in the final Section 5.

3.3.2 The knock-out rule 2.8.1 in exponents

Suppose that two lines L_{ij} from the regular subdivision intersect at an interior point of Δ ; they necessarily come out of different vertexes, say for clarity, out of e_1 and e_3 . Thus they correspond to primitive ratios $z^f : y^c$ and $y^e : x^a$. Then

$$\begin{aligned} &\text{a line continues beyond the crossing point if and} \\ &\text{only if it has the strictly smaller exponent of } y. \end{aligned} \tag{3.6}$$

The proof follows from Figure 9 and the equalities of Proposition 3.1; we leave the details as an exercise.

3.3.3 Area

Clearly the area of Δ is $[L : \mathbb{Z}^3] = \sum r_i^2$, summed over all regular triangles of side r_i . The side r_i appears in Figure 9 as $r_i = d - a$, etc. There is an interesting formula for the area in terms of the three champion lines of Figure 9.b: these subdivide Δ into 4 triangles of area ad, be, cf and r^2 , so that $\text{area } \Delta = ad + be + cf + r^2$

3.4 Special cases

We give some specimen cases, mainly for fun.

3.4.1 Up triangle for $A = \mathbb{Z}/r \oplus \mathbb{Z}/r$

The lattice is $\mathbb{Z}^3 + \mathbb{Z} \cdot \frac{1}{r}(1, -1, 0) + \mathbb{Z} \cdot \frac{1}{r}(0, 1, -1)$, and Δ is spanned as usual by $e_1 = (1, 0, 0)$, $e_2 = (0, 1, 0)$, $e_3 = (0, 0, 1)$. We omit denominators as usual, writing lattice points of Δ as (a, b, c) with $a + b + c = r$.

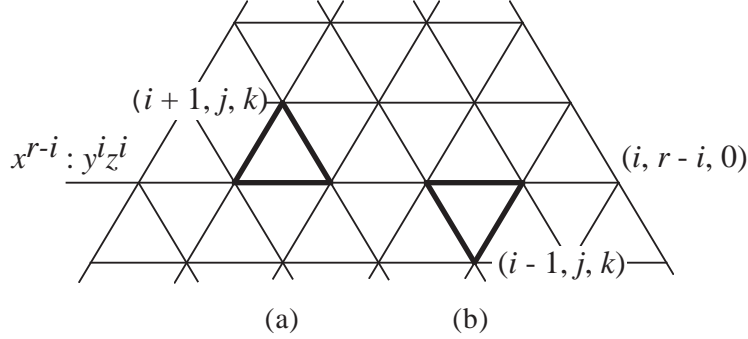


Figure 10: (a) Up triangle; (b) down triangle (same i , nonspecific j, k)

An up triangle T has vertexes $(i+1, j, k)$, $(i, j+1, k)$ and $(i, j, k+1)$ for some $i, j, k \geq 0$ with $i + j + k = r - 1$ as in Figure 10.a. Since T is basic, so is its dual cone in the lattice of monomials, so the dual cone has the basis

$$\xi = x^{r-i}/y^i z^i, \quad \eta = y^{r-j}/x^j z^j, \quad \zeta = z^{r-k}/x^k y^k.$$

Thus the affine piece $Y_T = \mathbb{C}_{\xi, \eta, \zeta}^3 \subset Y_\Sigma$ parametrises equations of the form

$$\begin{aligned} x^{r-i} &= \xi y^i z^i, & y^{i+1} z^{i+1} &= \eta \zeta x^{r-i-1}, \\ y^{r-j} &= \eta x^j z^j, & x^{j+1} z^{j+1} &= \xi \zeta y^{r-j-1}, & xyz &= \xi \eta \zeta. \\ z^{r-k} &= \zeta x^k y^k, & x^{k+1} y^{k+1} &= \xi \eta z^{r-k-1}, \end{aligned} \quad (3.7)$$

3.4.2 Down triangle for $A = \mathbb{Z}/r \oplus \mathbb{Z}/r$

A down triangle T has vertexes $(i-1, j, k)$, $(i, j-1, k)$ and $(i, j, k-1)$ for some $i, j, k \geq 0$ with $i+j+k = r+1$ as in Figure 10.b. The sides of T again correspond to the invariant ratios $x^{r-i} : y^i z^i$ etc., and its dual has basis

$$\lambda = y^i z^i / x^{r-i}, \quad \mu = x^j z^j / y^{r-j}, \quad \nu = x^k y^k / z^{r-k}.$$

The affine piece $Y_T = \mathbb{C}_{\lambda, \mu, \nu}^3 \subset Y_\Sigma$ parametrises the equations

$$\begin{aligned} y^i z^i &= \lambda x^{r-i}, & x^{r-i+1} &= \mu \nu y^{i-1} z^{i-1}, \\ x^j z^j &= \mu y^{r-j}, & y^{r-j+1} &= \lambda \nu x^{j-1} y^{j-1}, & xyz &= \lambda \mu \nu. \\ x^k y^k &= \nu z^{r-k}, & z^{r-k+1} &= \lambda \mu x^{k-1} y^{k-1}, \end{aligned} \quad (3.8)$$

3.4.3 Regular triangle of side $r = 1$: corner triangle

The invariant ratios corresponding to the sides of a corner triangle T are shown in Figure 9.a, where the integers r, a, b, c, d, e, f are related as in Proposition 3.2. If T has side $r = 1$, it is basic, as is the dual cone in the lattice of monomials. The basis consists of the invariant ratios

$$\xi = x^{a+1}/y^b, \quad \eta = y^{b+c+1}/x^a, \quad \zeta = z/y^c.$$

It follows that $\mathbb{C}_T^3 = \mathbb{C}_{\xi, \eta, \zeta}^3 \subset Y_\Sigma$ parametrise the system of equations (of which several are redundant):

$$\begin{aligned} x^{a+1} &= \xi y^b & y^{b+1} z &= \eta \zeta x^a \\ y^{b+c+1} &= \eta x^a, & x^{a+1} z &= \xi \zeta y^{b+c}, & xyz &= \xi \eta \zeta. \\ z &= \zeta y^c & xy^{c+1} &= \xi \eta \end{aligned} \quad (3.9)$$

4 The equations of A -clusters

4.1 Two different definitions of G -Hilb M

We start with a mild warning. The literature uses two a priori different notions of G -Hilb: in one we set $n = |G|$, take the Hilbert scheme $\text{Hilb}^n M$ of all clusters of length n , then the fixed locus $(\text{Hilb}^n M)^G$, and finally, define G -Hilb M as the irreducible component containing the general G -orbit, so birational to M/G . This is a “dynamic” definition: a cluster Z is allowed in if it is a flat deformation of a genuine G -orbit of n distinct points. Thus the dynamic G -Hilb is irreducible by definition, but we don’t really know what functor it represents. Also, the definition involves the Hilbert scheme $\text{Hilb}^n M$, which is almost always very badly singular. (This point deserves stressing: $\text{Hilb}^n M$ is much more singular than anything needed for G -Hilb. As Mukai remarks, the right way of viewing A -Hilb should be as a *variation of GIT quotient* of $X = \mathbb{C}^3/G$.)

Here we use the algebraic definition: a G -cluster Z is a G -invariant subscheme $Z \subset M$ with \mathcal{O}_Z the regular representation of G . The G -Hilbert scheme G -Hilb M is the moduli space of G -clusters. Ito and Nakamura prove by continuity that a dynamic G -cluster satisfies this condition, so that the dynamic G -Hilbert scheme is contained in the algebraic, but the converse is not obvious: a priori, G -Hilb M may have exuberant components (and quite possibly does in general in higher dimensions). We prove that the algebraic A -Hilb \mathbb{C}^3 is a crepant resolution, and in particular, is an irreducible non-singular variety, so the two definitions give the same thing here. This is still an unsolved problem for non-Abelian $G \subset \text{SL}(3, \mathbb{C})$.

4.2 Nakamura’s theorem

Theorem 4.1 ([N]) *(I) For every finite diagonal subgroup $A \subset \text{SL}(3, \mathbb{C})$ and every A -cluster Z , generators of the ideal \mathcal{I}_Z can be chosen as the system of 7 equations*

$$\begin{aligned} x^{l+1} &= \xi y^b z^f, & y^{b+1} z^{f+1} &= \lambda x^l, \\ y^{m+1} &= \eta z^c x^d, & z^{c+1} x^{d+1} &= \mu y^m, & xyz &= \pi. \\ z^{n+1} &= \zeta x^a y^e, & x^{a+1} y^{e+1} &= \nu z^n, \end{aligned} \tag{4.1}$$

Here $a, b, c, d, e, f, l, m, n \geq 0$ are integers, and $\xi, \eta, \zeta, \lambda, \mu, \nu, \pi \in \mathbb{C}$ are constants satisfying

$$\lambda\xi = \mu\eta = \nu\zeta = \pi. \quad (4.2)$$

(II) Moreover, exactly one of the following cases holds:

$$\text{“up”} \quad \begin{cases} \lambda = \eta\zeta, & \mu = \zeta\xi, & \nu = \xi\eta, & \pi = \xi\eta\zeta \\ l = a + d, & m = b + e, & n = c + f; & \text{or} \end{cases} \quad (4.3)$$

$$\text{“down”} \quad \begin{cases} \xi = \mu\nu, & \eta = \nu\lambda, & \zeta = \lambda\mu, & \pi = \lambda\mu\nu \\ l = a + d + 1, & m = b + e + 1, & n = c + f + 1. \end{cases} \quad (4.4)$$

Remarks The group A doesn't really come into our arguments, which deal with *all* diagonal groups at one and the same time. For example, $A = 0$ makes perfectly good sense. The particular group for which Z is an A -cluster is determined from the exponents in (4.1) as follows: its character group A^* is generated by its eigenvalues χ_x, χ_y, χ_z on x, y, z , and related by

$$\begin{aligned} (l+1)\chi_x &= b\chi_y + f\chi_z \\ \chi_x + \chi_y + \chi_z &= 0 \quad \text{and} \quad (m+1)\chi_y = c\chi_z + d\chi_x \\ (n+1)\chi_z &= a\chi_x + e\chi_y. \end{aligned} \quad (4.5)$$

This is a presentation of A as a \mathbb{Z} -module, as a little 4×3 matrix; all our stuff about regular triples, regular tessellations and so on, can be viewed as a classification of different presentations of A^* of type (4.5).

The equations of Z in Theorem 4.1 may be redundant (for example, (3.9)), and the choice of exponents a, b, \dots, n is usually not unique: a cluster with $\pi \neq 0$ corresponds to a point in the big torus of Y_Σ , belonging to every affine set Y_T , and thus can be written in *every* form consistent with the group A .

Although at this point we're sober characters doing straight-laced algebra, the argument is substantially the same as that already sketched in [R], which you may consult for additional examples, pictures, philosophy and jokes. See also [N].

Proof of (I) By definition (see 4.1), the Artinian ring $\mathcal{O}_Z = k[x, y, z]/I_Z = \mathcal{O}_{\mathbb{C}^3}/\mathcal{I}_Z$ of Z is the regular representation, so each character of A has exactly a one dimensional eigenspace in \mathcal{O}_Z . Arguing on the identity character and

using the assumption $A \subset \mathrm{SL}(3, \mathbb{C})$ provides an equation $xyz = \pi$ for some $\pi \in \mathbb{C}$.

Since $k[x, y, z]$ is based by monomials, their images span \mathcal{O}_Z ; monomials are eigenfunctions of the A action. Obviously, each eigenspace in \mathcal{O}_Z contains a nonzero image of a monomial \mathbf{m} , and is based by any such. Moreover, if \mathbf{m} is a multiple of an invariant monomial, say $\mathbf{m} = \mathbf{m}_0 \mathbf{m}_1$ with \mathbf{m}_0 invariant under A , and is nonzero in \mathcal{O}_Z , then the other factor \mathbf{m}_1 is also a basis of the same eigenspace. From now on, we say *basic monomial* in \mathcal{O}_Z to mean the nonzero image in \mathcal{O}_Z of a monomial that is not a multiple of an invariant monomial; in particular, it is not a multiple of xyz , so involves at most two of x, y, z .

The next result shows how to choose the equations in (4.1).

Lemma *Let x^r be the first power of x that is A -invariant. Then there is (at least) one $l \in [0, r-1]$ such that $1, x, x^2, \dots, x^l \in \mathcal{O}_Z$ are basic monomials, and x^{l+1} is a multiple of some basic monomial $y^b z^f$ in the same eigenspace, say $x^{l+1} = \xi y^b z^f$ for some $\xi \in \mathbb{C}$.*

Let's first see that the lemma gives the equations in (I). Indeed $x^{l+1}, y^b z^f$ belong to a common eigenspace, and therefore, because xyz is invariant, also x^l and $y^{b+1} z^{f+1}$ belong to a common eigenspace. This is based by x^l by choice of l , hence we get the relation $y^{b+1} z^{f+1} = \lambda x^l$.

Finally, since $y^b z^f$ is a basic monomial, $\lambda \xi = \pi$ corresponds to the syzygy $\lambda(\text{i}) + x(\text{ii}) - y^b z^f(\text{iii})$ between the three relations

$$(i) \quad x^{l+1} = \xi y^b z^f, \quad (ii) \quad y^{b+1} z^{f+1} = \lambda x^l, \quad (iii) \quad xyz = \pi.$$

The relations involving y^{m+1} and z^{n+1} arise similarly.

Proof of the lemma If $x^{r-1} \neq 0 \in \mathcal{O}_Z$ it is a basic monomial, and one choice is to take $l = r-1$ and $b = f = 0$, and to take the relation $x^{l+1} = x^r = \xi \cdot 1$. (Other choices arise if the eigenspace of some $x^{l'+1}$ with $l' < l$ also contain a basic monomial $y^{b'} z^{f'}$.)

If not, there is some l with $0 \leq l \leq r-1$ such that $1, x, x^2, \dots, x^l$ are basic monomials and $x^{l+1} = 0 \in \mathcal{O}_Z$. Now the eigenspace of x^{l+1} must contain a basic monomial \mathbf{m} ; under the current assumptions, we assert that \mathbf{m} is of the form $y^b z^f$, which proves the lemma. We need only prove that \mathbf{m} is not a multiple of x . If $\mathbf{m} = x \mathbf{m}'$ then \mathbf{m}' must in turn be a basic monomial in the

same eigenspace as x^l . But then $x^l = (\text{unit}) \cdot \mathbf{m}'$ contradicts $x^{l+1} = 0$ and $x\mathbf{m}' \neq 0$. \square

Now (I) says that, for any A and any A -cluster Z , once the relations (4.1) are derived as above, \mathcal{O}_Z is based by the monomials in the tripod of Figure 11, and the relations reduce any monomial \mathbf{m} to one of these. We derived the relations in pairs $x^{l+1} \mapsto y^b z^f$ and $y^{b+1} z^{f+1} \mapsto x^l$. The first type reduces pure powers of x higher than x^l . Suppose we have a further relation

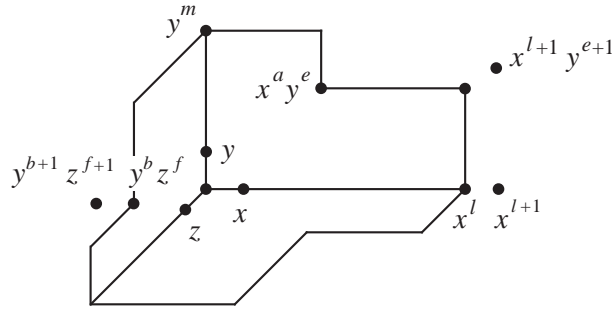


Figure 11: Tripod of monomials basing \mathcal{O}_Z

in the first quadrant, (say) $x^\alpha y^\varepsilon \mapsto \mathbf{m}$: if \mathbf{m} involves x or y the new relation would be a multiple of a simpler relation. On the other hand, if $\mathbf{m} = z^\gamma$ is a pure power of z , the above argument shows the new relation is paired with a relation $z^{\gamma+1} \mapsto x^{\alpha-1} y^{\varepsilon-1}$, which contradicts our choice of n (in the exponent of z^{n+1}). This concludes the proof of (I). \square

Proof of (II) The point is that a monomial just outside one of the shoulders of the tripod of Figure 11 such as $x^{l+1} y^{e+1}$ or $y^{m+1} z^{f+1}$, etc., reduces to a basic monomial in two steps involving two of the ξ, η, ζ relations, or two of the λ, μ, ν relations. (Compare [R], Remark 7.3 for a discussion.)

The first reduction applies if $b + e \geq m$:

$$x^{l+1} y^{e+1} \mapsto \xi y^{b+e+1} z^f \mapsto \xi \eta y^{b+e-m} x^d z^{c+f}$$

This implies that the monomials $x^{l-d+1} y^{m-b+1}$ and z^{c+f} are in the same eigenspace, and the existence of the relation

$$x^{l-d+1} y^{m-b+1} = \xi \eta z^{c+f}$$

between them. But from the argument in (I), there is only one relation in this quadrant, namely $x^{a+1}y^{e+1} = \nu z^n$. Therefore $l - d = a$, $m - b = e$, $c + f = n$ and $\nu = \xi\eta$. Now $a + d \geq l$ and $c + f \geq n$, so that we can run the same two-step reduction to other monomials to get $\lambda = \eta\zeta$ and $\mu = \xi\zeta$.

The second type of reduction applies if $m \geq b + e + 1$

$$y^{m+1}z^{f+1} \mapsto \lambda y^{m-b}x^l \mapsto \lambda \nu x^{l-a-1}y^{m-b-e-1}z^n$$

Therefore the two monomials y^{b+e+2} and $x^{l-a-1}z^{n-f-1}$ are in the same eigenspace, and $y^{b+e+2} = \lambda \nu x^{l-a-1}z^{n-f-1}$. As before, this must be identical to the η relation, so that $m + 1 = b + e + 2$, $l - a - 1 = d$, $n - f - 1 = c$ and $\eta = \lambda \nu$. This proves the theorem. \square

5 Proof of Theorem 1.2

The point is to identify the objects in the conclusion of Corollary 3.3 and of Theorem 4.1; this is really just a mechanical translation. To distinguish between the two sets of symbols, in the monomial bases of Corollary 3.3, we first substitute for d, e, f from (3.1–3.2) of Proposition 3.1, and then replace

$$a \mapsto A, \quad b \mapsto B, \quad c \mapsto C.$$

Each of the monomial bases of Corollary 3.3 gives rise to a triple of equations, either up:

$$\begin{aligned} x^{A+r-i} &= \xi y^{B+i} z^i, & y^{B+C+r-j} &= \eta z^j x^{A+j}, & z^{r-k} &= \zeta x^k y^{C+k} & \text{in Case a} \\ x^{A+r-i} &= \xi y^{B+i} z^i, & y^{B+r-j} &= \eta z^{C+j} x^j, & z^{C+r-k} &= \zeta x^{A+k} y^k & \text{in Case b} \end{aligned}$$

with $i, j, k \geq 0$ and $i + j + k = r - 1$; or down:

$$\begin{aligned} y^{B+i} z^i &= \lambda x^{A+r-i}, & z^j x^{A+j} &= \mu y^{B+C+r-j}, & x^k y^{C+k} &= \nu z^{r-k} & \text{in Case a} \\ y^{B+i} z^i &= \lambda x^{A+r-i}, & z^{C+j} x^j &= \mu y^{B+r-j}, & x^{A+k} y^k &= \nu z^{C+r-k} & \text{in Case b} \end{aligned}$$

with $i, j, k > 0$ and $i + j + k = r + 1$.

Each triple can be completed to the equations of an A -cluster; for example, the first triple gives:

$$\begin{aligned} x^{A+r-i} &= \xi y^{B+i} z^i & y^{B+r-j-k} z^{r-j-k} &= \eta \zeta x^{A+j+k} \\ y^{B+C+r-j} &= \eta z^j x^{A+j} & z^{r-i-k} x^{A+r-i-k} &= \zeta \xi y^{B+C+k+i} & xyz &= \xi \eta \zeta. \\ z^{r-k} &= \zeta x^k y^{C+k} & x^{r-i-j} y^{C+r-i-j} &= \xi \eta z^{i+j} \end{aligned}$$

(The method is to multiply together any two of the equations and cancel common factors.) Since $i+j+k = r-1$, these are of the form of Theorem 4.1, with $l = A+j+k$, $b = B+i$, $f = i$, etc.. The other cases are similar. Therefore as explained in 3.3.1, each affine piece $Y_T \cong \mathbb{C}^3 \subset Y_\Sigma$ parametrises A -clusters.

Conversely, we prove that for $A \subset \mathrm{SL}(3, \mathbb{C})$ a finite diagonal subgroup and Z an A -cluster with equations as in Theorem 4.1, Z belongs to one of the families parametrised by Y_T . If Z is “up” its equations are determined by the first three:

$$x^{a+d+1} = \xi y^b z^f, \quad y^{b+e+1} = \eta z^c x^d, \quad z^{c+f+1} = \zeta x^a y^e. \quad (5.1)$$

Consider first just two of the possibilities for the signs of $f-b$, $d-c$, $e-a$.

1. Suppose $b \geq f$, $d \geq c$ and $e \geq a$. We define A, B, C, i, j, k by

$$A = d - c, \quad B = b - f, \quad C = e - a, \quad i = f, \quad j = c, \quad k = a$$

and set $r = i + j + k + 1$. Then, obviously,

$$a = k, \quad b = B + i, \quad c = j, \quad d = A + j, \quad e = C + k, \quad f = i.$$

Substituting these values in the exponents of (5.1), puts the equations of Z in the form up, Case a.

2. Similarly, if $b \geq f$, $c \geq d$ and $a \geq e$, we fix up A, B, C, i, j, k so that

$$a = A + k, \quad b = B + i, \quad c = C + j, \quad d = j, \quad e = k, \quad f = i.$$

Substituting in (5.1), shows that Z is up, Case b.

One sees that the permutation $y \leftrightarrow z$ leads to $b \leftrightarrow f$, $a \leftrightarrow d$ and $c \leftrightarrow e$, and the other possibilities for the signs of $e-a$, $f-b$, $d-c$ all reduce to these two cases on permuting x, y, z . In fact, Figure 9.a has 6 different images on permuting x, y, z (corresponding to the choices of e_1 and e_3), and Figure 9.b has 2 different images (corresponding to the cyclic order).

If Z is “down” its equations can be deduced from the second three:

$$y^{b+1} z^{f+1} = \lambda x^{a+d+1}, \quad z^{c+1} x^{d+1} = \mu x^{b+e+1}, \quad x^{a+1} y^{e+1} = \nu z^{c+f+1} \quad (5.2)$$

Exactly as before, if $b \geq f$, $d \geq c$ and $e \geq a$ then we can fix up $A, B, C \geq 0$ and $i, j, k > 0$ so that

$$\begin{aligned} a+1 &= k, & b+1 &= B+i, & c+1 &= j, \\ d+1 &= A+j, & e+1 &= C+k, & f+1 &= i, \end{aligned}$$

which puts (5.2) in the form down, Case a. The rest of the proof is a routine repetition. This proves Theorem 1.2. \square

References

- [IN] Y. Ito and H. Nakajima, McKay correspondence and Hilbert schemes in dimension three, preprint math/9803120, to appear in *Topology*
- [IR] Y. Ito and M. Reid, The McKay correspondence for finite subgroups of $SL(3, \mathbb{C})$, in *Higher-dimensional complex varieties (Trento, 1994)*, de Gruyter, Berlin, 1996, pp. 221–240
- [N] I. Nakamura, Hilbert schemes of Abelian group orbits, to appear in *J. Alg. Geom.*
- [R] M. Reid, McKay correspondence, in *Proc. of algebraic geometry symposium (Kinosaki, Nov 1996)*, T. Katsura (Ed.), 14–41, alg-geom 9702016, 30 pp.
- [Rie] O. Riemenschneider, Deformationen von Quotientensingularitäten (nach zyklischen Gruppen), *Math. Ann.* **209** (1974), 211–248

Miles Reid,
Math Inst., Univ. of Warwick,
Coventry CV4 7AL, England
Miles@Maths.Warwick.Ac.UK

Alastair Craw,
Math Inst., Univ. of Warwick,
Coventry CV4 7AL, Great Britain
Craw@Maths.Warwick.Ac.UK

