

Embedded minimal ends asymptotic to the Helicoid

David Hoffman* and John McCuan†
 Mathematical Sciences Research Institute
 1000 Centennial Drive
 Berkeley CA 94720

September 19, 2018

Abstract

The ends of a complete embedded minimal surface of *finite total curvature* are well understood (every such end is asymptotic to a catenoid or to a plane). We give a similar characterization for a large class of ends of *infinite total curvature*, showing that each such end is asymptotic to a helicoid. The result applies, in particular, to the genus one helicoid and implies that it is embedded outside of a compact set in \mathbb{R}^3 .

Introduction

In [4], the genus one helicoid was constructed and strong evidence was given that it is embedded. The surface has infinite total curvature and contains two orthogonal, intersecting straight lines. Its single end has Weierstrass data modeled on that of the helicoid. It is conformally a punctured disk, on which both dh and dg/g have double poles at the puncture. Moreover, these forms have no residues. (See the next section for details about the Weierstrass representation and the helicoid.) In this paper we study this type of end. Our main result is the following.

Theorem 1 *Let E be a complete, minimal annular end that is conformally a punctured disk. Suppose dg/g and dh each have a double pole at the puncture and that dh has no residue. If E contains a vertical ray and a horizontal ray, then a sub-end of E is embedded and is asymptotic to a helicoid.*

*Hoffman was supported by research grant DE-FG03-95ER25250 of the Applied Mathematical Science subprogram of the Office of Energy Research, U.S. Department of Energy, and by research grant DMS-95-96201 of the National Science Foundation, Division of Mathematical Sciences. Research at MSRI is supported in part by NSF grant DMS-90-22140.

†McCuan was supported by a National Science Foundation Postdoctoral Fellowship at MSRI and the University of California, Berkeley. Research at MSRI is supported in part by NSF grant DMS-9701755.

In particular, the genus one helicoid is embedded outside of a compact set of \mathbb{R}^3 ; see Figure 1. Although our initial motivation was to establish this fact, ends with Weierstrass data of the type described in the Theorem 1 are of independent interest. The ends of a complete embedded minimal surface of *finite total curvature* are well understood (every such end is asymptotic to a catenoid or to a plane), but a similar characterization for embedded ends of infinite total curvature is not yet known. A complete minimal surface of finite total curvature is conformally a compact Riemann surface, punctured in a finite number of points corresponding to the ends of the minimal surface. The holomorphic one form dh and the meromorphic function g extend meromorphically to the compactification. This means that dg/g has, at worst, a *simple pole*, and the poles of dh , if there are any, are restricted to the punctures. In the catenoidal case, dh has a simple pole, which means that on a nonplanar embedded end of finite total curvature, both dg/g and dh have simple poles. If one desires to produce an end of infinite total curvature with the conformal type of an isolated singularity, then dg/g must have a pole of order two or greater.

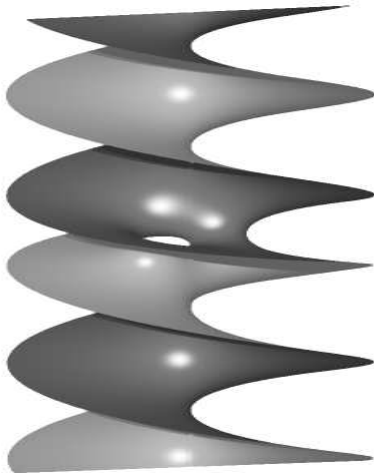


Figure 1: The genus one helicoid.

The end of the helicoid, on which dg/g and dh both have double poles with no residue, is the only classical, embedded annular end of infinite total curvature. It is therefore natural to ask whether embedded, complete, minimal annular ends, on which both dh and dg/g have double poles, must be embedded or asymptotic to a helicoid.

Furthermore, as a consequence of Collin's recent positive resolution of the generalized Nitsche Conjecture [1], a complete embedded minimal surface with finite topology and more than one end must have finite total curvature. This means that a complete, embedded minimal surface with finite topology but *infinite total curvature* must have just *one* end. So if we wish to restrict ourselves to looking at an embedded annular end with infinite total curvature, which is an end of a complete embedded minimal surface with finite topology,

then it is necessarily the only end of the surface. Since dh is holomorphic on the punctured surface, its pole can only occur at the puncture. The sum of the residues of any meromorphic one-form on a compact Riemann surface is zero—a simple consequence of the fact that the union of closed curves around the punctures bounds a compact region that is pole-free. In particular, dh must have zero residue at its single pole. Because of this, it is reasonable to assume, as we have in the theorem above, that the ends we study have this property.

The authors wish to thank Harold Rosenberg, Hermann Karcher, and Robert Osserman for useful conversations and advice.

1 The Weierstrass representation of the Helicoid

The helicoid is a simply connected, embedded, ruled minimal surface that is generated by a family of lines, all of which meet a fixed line orthogonally. If we assume that the fixed line is the x_3 -axis, then a horizontal line that sweeps out the helicoid rotates with constant speed (as a function of x_3). From this geometric description, we will derive an analytical one: a Weierstrass representation of the helicoid.

A minimal surface is smooth enough so that the metric induced from \mathbb{R}^3 has a conformal structure, making it a Riemann surface, M . The stereographic projection of the Gauss map, $g : M \rightarrow S^2$, is holomorphic, and the coordinate functions are harmonic. Let h be the holomorphic function whose real part is x_3 . Even though h is, in general, only locally defined, dh is globally defined, and one has the Weierstrass representation

$$X(p) = X(p_0) + \operatorname{Re} \int_{p_0}^p \Phi, \quad \Phi = \left(\frac{1}{2}(g^{-1} - g), \frac{i}{2}(g^{-1} + g), 1 \right) dh. \quad (1)$$

In this representation, the integration takes place on M , and the triple (g, dh, M) is referred to as the *Weierstrass data*.

On the helicoid h is globally defined, since the helicoid is simply connected. Furthermore, from our geometric description, we know that a vertical helix passes through each point of the surface, so dh is never zero. It follows that h is a diffeomorphism of the helicoid with \mathbb{C} . We desire the horizontal lines of the helicoid to correspond to horizontal lines in \mathbb{C} . To do this, set $z = ih$. Then $dh = -idz$ and, up to an additive constant,

$$x_3(z) = \operatorname{Re} \int_{z_0}^z dh = \operatorname{Im}(z),$$

where z_0 and z are points in \mathbb{C} .

In particular, X maps the lines $\operatorname{Im}(z) = \text{constant}$ onto horizontal lines. Since the vertical line meets the horizontal lines orthogonally and the Weierstrass representation (1) is conformal, the preimage of the vertical line on the the surface is a line $\operatorname{Re}(z) = \alpha$ in the z -plane. Without loss of generality, we may assume that this line is the imaginary axis, $\operatorname{Re}(z) = 0$.

To determine g as a function of z , note that along the vertical axis, the normal to the helicoid is always horizontal and rotates at a constant rate: $g(it) = e^{ict}$, for some nonzero real constant c . By scaling in \mathbb{R}^3 or by scaling z , we may assume, without loss of generality, that $c = 1$. Since $g(z)$ is holomorphic, $g(z) = e^z$.

To summarize: the Weierstrass data for the helicoid may be written as

$$g = e^z, \quad dh = -i dz \text{ on } \mathbb{C}.$$

We have explicitly written the helicoid as the conformal image of \mathbb{C} (i.e., the Riemann sphere punctured at ∞). Up to a real translation in z and a rotation in \mathbb{R}^3 , this data is equivalent to

$$dg/g = dz, \quad dh = -i dz \text{ on } \mathbb{C}. \quad (2)$$

For our purposes, we want to consider it in this form.

2 Helicoid-type ends: Weierstrass representation

We are interested in understanding the behavior of a *complete, minimal, annular end*, E , that is conformally a punctured disk and has the property that both dg/g and dh have double poles at the puncture. We choose to represent the end on a neighborhood of infinity and so may write $dh = (c_0 + c_1/z + (1/z^2)f(z))dz$, where $f(z)$ is holomorphic and bounded. The assumption that dh has a double pole at infinity implies that $c_0 \neq 0$. If $\text{Im}(c_1) \neq 0$, then $x_3 = \text{Re} \int dh$ is not well defined on a neighborhood of infinity. We will make the *additional assumption* that $c_1 = 0$. As was explained in the introduction, if E is an end of a complete embedded minimal surface of finite topology, this is always the case. Under this assumption, $\zeta(z) = i \int dh$ is a well defined change of variables in a neighborhood of infinity, in terms of which

$$dh = -i d\zeta.$$

Renaming the variable, we may write dh and dg/g in the following form:

$$dg/g = (a_0 + a_1/z + (1/z^2)f(z))dz, \quad dh = -i dz, \quad (3)$$

where $f(z)$ is holomorphic and bounded on a neighborhood of infinity. Note that the Weierstrass representation maps any segment of $\text{Im}(z) = \text{constant}$ in the domain onto a curve in a horizontal plane in \mathbb{R}^3 .

We will prove the following propositions.

Proposition 1 *Let E be a complete, minimal end with Weierstrass data satisfying (3). Assume that E contains a vertical ray and a horizontal ray. Then E can be represented by Weierstrass data of the form*

$$dg/g = (r_0 + (1/z^2)f(z))dz, \quad dh = -i dz, \quad (4)$$

where

$$f(z) = \sum_{k=1}^{\infty} r_{2k} z^{2-2k}. \quad (5)$$

The coefficients r_{2k} , $k = 0, 1, 2, \dots$ are real, and must satisfy the condition

$$\operatorname{Res}_{z=0} \left(\prod_{k=0}^{\infty} e^{c_k z^{1-2k}} \right) = 0, \quad (6)$$

$$c_k = r_{2k}/(1 - 2k).$$

Conversely, suppose f is a bounded analytic function on a neighborhood of ∞ , whose series representation (5) has real coefficients satisfying (6). Then the condition on the Weierstrass data (4) determines a minimal end containing vertical and horizontal rays, and that end is the unique end with these properties.

Proposition 2 *Any end of the type described in Proposition 1 is embedded and asymptotic to a helicoid.*

3 The proof of Proposition 1

As noted above, the level curves of E are the images under X of lines $\operatorname{Im} z = \text{constant}$ in \mathbb{C} . After a purely imaginary translation in z , we may assume without loss of generality that the horizontal ray is the image of a portion of the real axis $t \geq \rho$ (or $t \leq -\rho$) for some $\rho > 0$. On the other hand, the second fundamental form for E , as noted in [2, (2.12)], is given by

$$\langle S(v), v \rangle = \operatorname{Re} \left\{ \frac{dg}{g}(v) dh(v) \right\}$$

where v is a tangent vector to E . In particular, along $t \geq \rho$ (or $t \leq -\rho$), whose image is a line and hence an asymptotic curve, we have that $(dg/g)dh$ is purely imaginary. Substituting from (3), this means that

$$a_0 + a_1/t + (1/t^2)f(t) \in \mathbb{R}. \quad (7)$$

On the other hand, $f(z)$ may be expressed as

$$f(z) = \sum_{j=2}^{\infty} a_j z^{2-j}.$$

In order for (7) to hold for all large t , it must be the case that all the a_j , $j \geq 0$, are real.

Through each point on the vertical ray v passes a level curve of x_3 orthogonal to v . Since X is conformal and the level curves are the images of the lines $\operatorname{Im} z = \text{constant}$, it

follows that v is the image of a ray $\alpha + it$ for $t \geq \tilde{\rho}$ (or $t \leq -\tilde{\rho}$). By a purely real translation in z , we may assume that $\alpha = 0$. The condition for an asymptotic curve then yields

$$\sum_{j=0}^{\infty} a_j (it)^{-j} \in \mathbb{R}.$$

Hence, $a_j = 0$ for j odd. It follows from this that (4) and (5) are satisfied, and the coefficients are real. Because of this, we will write $r_k := a_k$.

Next we integrate the expression for dg/g given in (4) to obtain

$$g = e^c \prod_{k=0}^{\infty} e^{c_k z^{1-2k}} \equiv: AG(z), \quad (8)$$

where $A = e^c$, c being the constant of integration, and $c_k = r_{2k}/(1-2k)$.

The residue condition (6) is precisely the requirement that

$$\int_{\gamma} G(z) dz = 0$$

for γ a circle centered at 0.

Note that $G(z)$ satisfies $G(\bar{z}) = \overline{G(z)}$, and $G(-z) = 1/G(z)$. Consequently,

$$\overline{\int_{\gamma} G(z) dz} = \int_{\gamma} \frac{1}{G(z)} dz = - \int_{\gamma} G(z) dz. \quad (9)$$

On the other hand, the Weierstrass representation (1) yields a well defined immersion on a neighborhood of infinity provided

$$\operatorname{Re} \int_{\gamma} (g^{-1} - g) dh = \operatorname{Re} i \int_{\gamma} (g^{-1} + g) dh = 0 \quad (10)$$

for a sufficiently large circle γ centered at $0 \in \mathbb{C}$. This is equivalent to

$$\int_{\gamma} g^{-1} dh = \overline{\int_{\gamma} g dh},$$

or

$$\int_{\gamma} g^{-1} dz + \overline{\int_{\gamma} g dz} = 0$$

since $dh = -i dz$. Substituting into this identity the expression for g from (8) and using (9), we obtain

$$\left(\bar{A} + \frac{1}{A} \right) \int_{\gamma} G(z) dz = 0.$$

This equation can be satisfied if and only if $\int_{\gamma} G(z) dz = 0$, which, as noted, establishes (6).

On the other hand, Weierstrass data satisfying (4) and (5) will produce a well defined immersion (1) provided (6) holds. For any choice of A , such an immersion always contains a horizontal ray. To see this, we use the formula for the planar curvature of the level curves of a minimal surface expressed in terms of a Weierstrass representation with $dh = -i dz$ (cf. [3]):

$$\kappa = \operatorname{Im} \left(\frac{g'}{g} \right) (|g| + |g|^{-1})^{-1}. \quad (11)$$

From (8) it is clear that $g'(t)/g(t)$ is real for $t \in \mathbb{R}$. Hence $\kappa \equiv 0$ on the image of any segment of the real axis, and it follows that the image of $|t| \geq \rho$ is a pair of horizontal rays.

On the imaginary axis, the expression for the Gauss map (8) is unitary provided $|A| = 1$, in which case the image of any segment of the imaginary axis is a vertical line segment.

Remark 1 *The lines V and H that contain the vertical and the horizontal rays must intersect. If they do not, we can produce, by Schwarz reflection about V , H , and their images, an infinite sequence of disjoint vertical and horizontal lines, each of which contains a ray in the end. The images of H all lie in the same horizontal plane, forcing all their preimages in \mathbb{C} to lie on a line of the form $\operatorname{Im}(z) = \text{constant}$. By completeness, such a line can contain the preimage of at most two disjoint rays.*

Applying rotations around the lines V and H above, we see that E must contain both “ends” of H and of V .

Different choices of the purely imaginary constant of integration c (i.e., of the unitary constant A) lead to rigid rotations of the same end about the vertical ray described above. We will show that—except for the Weierstrass data that gives the helicoid—if A is not unitary, then any immersion defined by (1,4,5) *contains no vertical ray*.

Suppose we have Weierstrass data in this form, defined in a neighborhood \mathcal{O} of infinity. We have shown above that the image of $\mathbb{R} \cap \mathcal{O}$ lies on a horizontal line. The Gauss map $g = AG$ in (8) is unitary on $i\mathbb{R} \cap \mathcal{O}$ if and only if A is unitary there. We have seen above that such a choice of A produces an end containing two rays on a single vertical line, and that different unitary choices of A produce surfaces that differ by a rotation about a vertical axis.

What happens if we choose $|A| \neq 1$? For the end to contain vertical rays, there must be a line $L_\alpha = \alpha + it \subset \mathbb{C}$ such that g is unitary on $L_\alpha \cap \mathcal{O}$, i.e. $|G| = 1/|A|$. From the definition of G in (8), this is in equivalent to the requirement that $c_0 z + H(z)$ has constant real part on L_α , where

$$H(z) = \sum_{k=1}^{\infty} c_k z^{1-2k}.$$

Since $H(z) \rightarrow 0$ as $z \rightarrow \infty$ and $\operatorname{Re}\{c_0 z\} \equiv c_0 \alpha$ on L_α , our requirement is in fact the geometric condition that $H(L_\alpha \cap \mathcal{O}) \subset i\mathbb{R}$.

Inversion $z \rightarrow 1/z$ produces the function $h(z) := H(1/z) = \sum_{k=1}^{\infty} c_k z^{2k-1}$, holomorphic in a neighborhood \mathcal{O}' of 0, whose series expansion is odd with real coefficients. In particular,

$h(i\mathbb{R} \cap \mathcal{O}') \subset i\mathbb{R}$ and $h(C_\alpha \cap \mathcal{O}') \subset i\mathbb{R}$, where C_α is the circle produced by inverting L_α . Note that C_α is tangent to $i\mathbb{R}$ at 0, yet they are both mapped into $i\mathbb{R}$ by the holomorphic map $h(z)$. This is impossible unless $h(z) \equiv 0$, i.e. $H(z) \equiv 0$ and $g(z) = Ae^{c_0 z}$, the Gauss map of the helicoid. It can be put into the standard form of §1 by the simple change of variables $\zeta = z + c_0^{-1} \ln |A|$. \square

Remark 2 *The arguments in the next section rely on the presence of a vertical ray in the surface. It should be noted, however, that if one chooses a non-unitary value of A , then X given by (1),(4) is a well defined immersion containing a horizontal ray. It may be the case that such an end is asymptotic to a helicoid, but the techniques of the present paper do not apply.*

Remark 3 *The condition (6) evidently restricts the coefficients, c_j . Some indication of the nature of this restriction can be obtained by considering a simple case. Assume that $c_0 = 1$ and $c_k = 0$ for $k > 1$. What are the possible values of $c_1 = a \neq 0$, subject to the condition*

$$\text{Res}_{z=0} \left(e^{z+\frac{a}{z}} \right) = 0?$$

Expanding the exponentials in series and setting the coefficient of $1/z$ equal to zero, we obtain

$$\sum_{j=0}^{\infty} \frac{(-1)^j (-a)^j}{j!(j+1)!} = \frac{1}{\sqrt{\xi}} J_1(2\sqrt{-a}) = 0$$

where J_1 is the first Bessel function [5, pp. 534–535]. In particular, there is an unbounded sequence of values, a , satisfying the residue condition and yielding ends of the type described in Propositions 1 and 2. One member of this family of ends is illustrated in Figure 2. We will return to this simple class of ends at the end of the next section.

4 The Proof of Proposition 2

We assume that our end E is defined on a neighborhood of ∞ by Weierstrass data of the form (1),(4). Without loss of generality, we may assume that the constant of integration c is zero and—after scaling if necessary—that $c_0 = 1$. We then have

$$g = e^z \prod_{k=1}^{\infty} e^{c_k z^{1-2k}}. \quad (12)$$

Also, we may restrict attention to a subend of the form $X(\mathcal{D})$ where $\mathcal{D} = \{z = t + i\alpha : |\alpha| > A \text{ or } |t| > T\}$. We will show that if A and T are large enough, then the level curves $\gamma_\alpha(t) \equiv X(t + i\alpha)$, are embedded. Note that for $|\alpha| > A$, $\gamma_\alpha(t)$ is defined for all t , while for $|\alpha| \leq A$, $\gamma_\alpha(t)$ consists of two curves ($t > T$ or $t < -T$).

The End is Embedded

We first obtain a general estimate on the curvature of the level curves. We may express the curvature of γ_α in terms of the Gauss map. From (11), we have

$$\kappa_\alpha(t) = \operatorname{Im} \left(\frac{g'}{g} \right) (|g| + |g|^{-1})^{-1},$$

valid for an immersed minimal surface with Gauss map g and $dh = -i dz$; the right-hand side is evaluated at $z = t + i\alpha$. In our case, it is convenient to use the relation $g'/g = -i(dg/g)/dh$ to write (using (4) and (5))

$$\begin{aligned} (|g| + |g|^{-1})\kappa_\alpha(t) &= -\operatorname{Re} \left(\frac{dg}{g} \Big/ dh \right) \\ &= -\operatorname{Re} \left(i \left(r_0 + \sum_{k=1}^{\infty} r_{2k} z^{-2k} \right) \right) \\ &= \operatorname{Im} \sum_{k=1}^{\infty} r_{2k} z^{-2k}. \end{aligned}$$

The metric on $X(\mathcal{D})$ is given by $ds = (1/4)(|g| + |g|^{-1})|dz|$. Hence, along $\gamma_\alpha(t) = X(t + i\alpha)$

$$4|\kappa_\alpha| \frac{ds}{dt} \leq \left| \sum_{k=1}^{\infty} r_{2k} z^{-2k} \right| \leq \left(\sum_{k=1}^{\infty} \frac{|r_{2k}|}{|z|^{2(k-1)}} \right) \frac{1}{|z|^2}.$$

We assume, without loss of generality, that A and T are large enough so that the series $\sum r_{2k} z^{2-2k}$ is absolutely convergent for all $z \in \mathcal{D}$. All values of $\sum |r_{2k} z^{2-2k}|$ for $z \in \mathcal{D}$ are clearly bounded by some $S > 0$.

The total absolute curvature of γ_α is estimated by:

$$\int_{\gamma_\alpha} |\kappa_\alpha(s)| ds \leq \frac{S}{4} \int \frac{dt}{t^2 + \alpha^2} \leq \frac{S\pi}{4\alpha}. \quad (13)$$

In particular, when $|\alpha| > S/4$, the total absolute curvature is strictly less than π . Hence, when $|\alpha| \geq A_1 = \max(A, S/4)$, γ_α is an embedding of \mathbb{R} .

For $|\alpha| \leq A_1$, we can apply the first inequality in (13) to show that, for some $T_1 > T$, γ_α is an embedding of $t > T_1$. In fact,

$$\int_{T_1}^{\infty} |\kappa_\alpha(t)| \frac{ds}{dt} dt \leq \frac{S}{4} \int_{T_1}^{\infty} \frac{dt}{t^2 + \alpha^2} \leq \frac{S}{4} \int_{T_1}^{\infty} \frac{dt}{t^2} = \frac{S}{4T_1} < \pi$$

for $T_1 > \max\{T, S/4\pi\}$.

By symmetry $\gamma_\alpha(-t)$, $t > T_1$ is also an embedded curve. In order to see that $\{\gamma_\alpha(t)\}$ and $\{\gamma_\alpha(-t)\}$, $t > T_1$ are disjoint for T_1 large enough, we derive a general asymptotic expression

(15) for the direction of γ'_α , which will also be needed to understand the asymptotic behavior of E .

Since γ_α is a curve in the plane $\{x_3 = \alpha\}$, there is a natural projection of γ_α into \mathbb{C} by the map $(x_1, x_2, \alpha) \mapsto x_1 + ix_2$. It causes no confusion to refer to the resulting “complex version” of γ_α by the same name. As such, the tangent vector γ'_α is a complex number whose argument expresses the direction of the tangent to the level curve γ_α . Moreover, $\arg \gamma'_\alpha$ can be computed explicitly as follows:

The horizontal projection of the Gauss map of $X(\mathcal{D})$ at $z = t + i\alpha$ is a normal to the plane curve γ_α at $\gamma_\alpha(t)$. Thus, $ig/|g|$ is a unit tangent vector to $\gamma_\alpha(t)$, whose direction is given by $\arg(ig)$. In our case,

$$\arg(g) = \alpha + \operatorname{Im} F(z), \quad (14)$$

where $F(z) = \sum_{k=1}^{\infty} c_k z^{1-2k}$. We may assume, without loss of generality, that A and T have been chosen so that $\sum |c_k z^{2-2k}| < C < \infty$ for $z \in \mathcal{D}$. In this way,

$$|\operatorname{Im} F(z)| \leq |z|^{-1} \sum_{k=0}^{\infty} |c_{k+1}| |z|^{-2k} \leq \frac{C}{|z|}.$$

Combining these remarks, we obtain

$$\arg \gamma'_\alpha(t) = \frac{\pi}{2} + \alpha + \mathcal{O}\left(\frac{1}{|z|}\right) = \frac{\pi}{2} + \alpha + \mathcal{O}\left(|t^2 + \alpha^2|^{-1/2}\right), \quad (15)$$

where $\mathcal{O}(1/|z|) \leq C/|z|$, with C independent of α and t .

In applying (15) it will be convenient to consider certain (large) neighborhoods about (the ends of) the lines ruling the helicoid. Let L_α be the line through $0 \in \mathbb{R}^2$ containing the direction $\vec{r}_\alpha = (\sin \alpha, \cos \alpha, 0)$, and let l_α be the ray $\{t\vec{r}_\alpha : t > 0\}$. For a fixed $\epsilon > 0$, let N_α be the neighborhood

$$\bigcup_{|\beta - \alpha| < \epsilon} l_\beta$$

about l_α . Finally, given any set S in \mathbb{R}^2 and an angle α that will be evident from the context, we will denote by \hat{S} the lifted set $\{(p, \alpha) \in \mathbb{R}^3 : p \in S\}$.

We return now to our original use of γ_α to denote the level curve at height α in \mathbb{R}^3 —except where the context dictates otherwise. From the uniform bound in (15) it is straightforward to show the following:

Lemma 1 *For any $\epsilon > 0$, there is some $T > 0$, independent of α , such that $\gamma_\alpha(t) \in \hat{N}_\alpha$ for all $t > T$.*

By symmetry, $\gamma_\alpha(-t) \in \hat{N}_{\alpha+\pi}$ for t large enough. Since $\hat{N}_{\alpha+\pi}$ and \hat{N}_α are disjoint, it is clear that the ends of each level curve are disjoint.

The end is asymptotic to a helicoid

We noted in §3 that, after a rigid translation of E in \mathbb{R}^3 if necessary, we can assume that $X(i\alpha) = (0, 0, \alpha)$ is the point on the standard helicoid with Weierstrass data (2). It is to this particular helicoid that we will show E is asymptotic.

The helicoid is ruled by lines \hat{L}_α , $-\infty < \alpha < \infty$. Let H_ϵ be the ϵ -neighborhood of the helicoid. It intersects the plane $\{x_3 = 0\}$ in a set large enough to contain $N_0 \cup N_\pi$. See Figure 3.

Similarly,

$$\hat{N}_\alpha \cup \hat{N}_{\alpha+\pi} \subset H_\epsilon \cap \{x_3 = \alpha\}.$$

Note that a small neighborhood of the helicoid in \mathbb{R}^3 contains quite large neighborhoods of the ruling lines in each plane $\{x_3 = \alpha\}$. We have already shown in Lemma 1 that, for $|t|$ large enough, $X(t + i\alpha) \in H_\epsilon$. Let $T_2 > T_1$ be such that $|t| > T_2$ satisfies this condition. We need only consider $\gamma_\alpha(t)$ for $|\alpha| > A_1$ and $|t| \leq T_2$.

By (15), there is some $A_2 > A_1$ such that for $|\alpha| > A_2$ we have

$$|\arg \gamma'_\alpha(t) - (\alpha + \pi/2)| < \epsilon.$$

Combining this with our normalization $X(i\alpha) = \gamma_\alpha(0) = (0, 0, \alpha)$, we see that $\gamma_\alpha(t) \in \hat{N}_\alpha \subset H_\epsilon$ for $\alpha > A_2$. Symmetry requires, as above, that $\gamma_\alpha(-t) \in \hat{N}_{\alpha+\pi}$. This establishes that the end is in H_ϵ .

Remark 4 *It cannot be expected that the level curves of the ends described by Theorem 1 are asymptotic to the lines ruling the helicoid or, in fact, to any lines. If, for example, $c_1 = a$ where $J_1(2\sqrt{-a}) = 0$ as in the remark at the end of §3, we see that*

$$\begin{cases} g(z) = e^{z+a/z} \\ dh = -i dz \end{cases}$$

gives rise to an end E with the following property: If \hat{E} is obtained from E by a clockwise rotation about its vertical axis by an angle α , i.e., $\hat{g} = e^{-i\alpha}g(z)$, then in the plane $\{x_3 = \alpha\}$ we have $\arg \hat{\gamma}_\alpha(t) \rightarrow \pi/2$, but up to an additive constant

$$\begin{aligned} \hat{x}_1(t) &= \operatorname{Re} \int_{i\alpha}^{i\alpha+t} \frac{1}{2} \left(\frac{1}{\hat{g}} - \hat{g} \right) dh \\ &= -\operatorname{Im} \int_0^t \sinh \left(t + \frac{a}{i\alpha + t} \right) dt \\ &= \int_0^t \sin \left(\frac{\alpha a}{\alpha^2 + t^2} \right) \cosh \left(t + \frac{a}{\alpha^2 + t^2} t \right) dt. \end{aligned}$$

Straightforward estimation leads to values $T, C > 0$ such that for $t > T$,

$$\int_T^t \sin \left(\frac{\alpha a}{\alpha^2 + t^2} \right) \cosh \left(t + \frac{a}{\alpha^2 + t^2} t \right) dt \leq -C \int_T^t \frac{1}{t^2} e^t dt.$$

Since the indefinite integral $\int_T^\infty t^{-2} e^t dt = \infty$, we see that \hat{x}_1 is unbounded. Therefore, $\hat{\gamma}_\alpha$ is not asymptotic to any line, and neither is its rigid rotation γ_α .

References

- [1] P. Collin. Topologie et courbure des surfaces minimales proprement plongées de \mathbb{R}^3 . *Ann. of Math.*, 145:1–31, 1997.
- [2] D. Hoffman and H. Karcher. Complete embedded minimal surfaces of finite total curvature. In R. Osserman, editor, *Encyclopedia of Mathematics*, volume Minimal Surfaces, pages 5–90. Springer, 1997.
- [3] D. Hoffman, H. Karcher, and H. Rosenberg. Embedded minimal annuli in \mathbb{R}^3 bounded by a pair of straight lines. *Comment. Math. Helvetici*, 66:599–617, 1991.
- [4] D. Hoffman, H. Karcher, and F. Wei. The genus one helicoid and the minimal surfaces that led to its discovery. In K. Uhlenbeck, editor, *Global Analysis and Modern Mathematics*, pages 119–170. Publish or Perish, 1993.
- [5] Samuel M. Selby, editor. *CRC Standard Mathematical Tables, 23rd edition*. CRC Press, Cleveland, 1975.

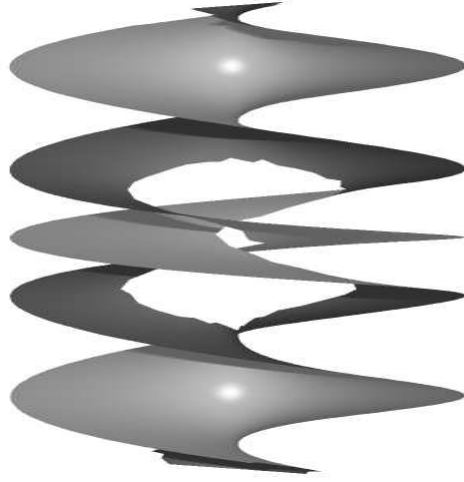


Figure 2: The end with Gauss map $\exp(z + a/z)$ where a is determined by the first zero of the first Bessel function.

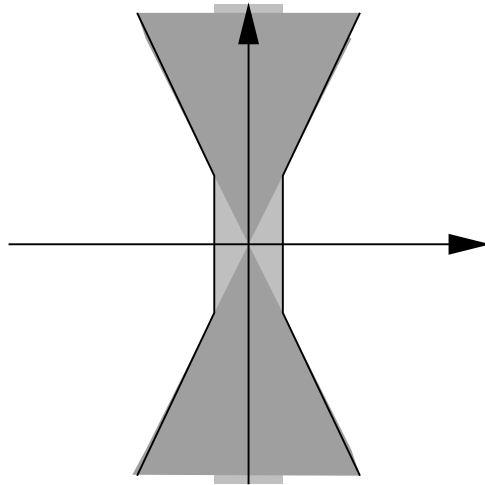


Figure 3: A subset of $H_\epsilon \cap \{x_3 = 0\}$.